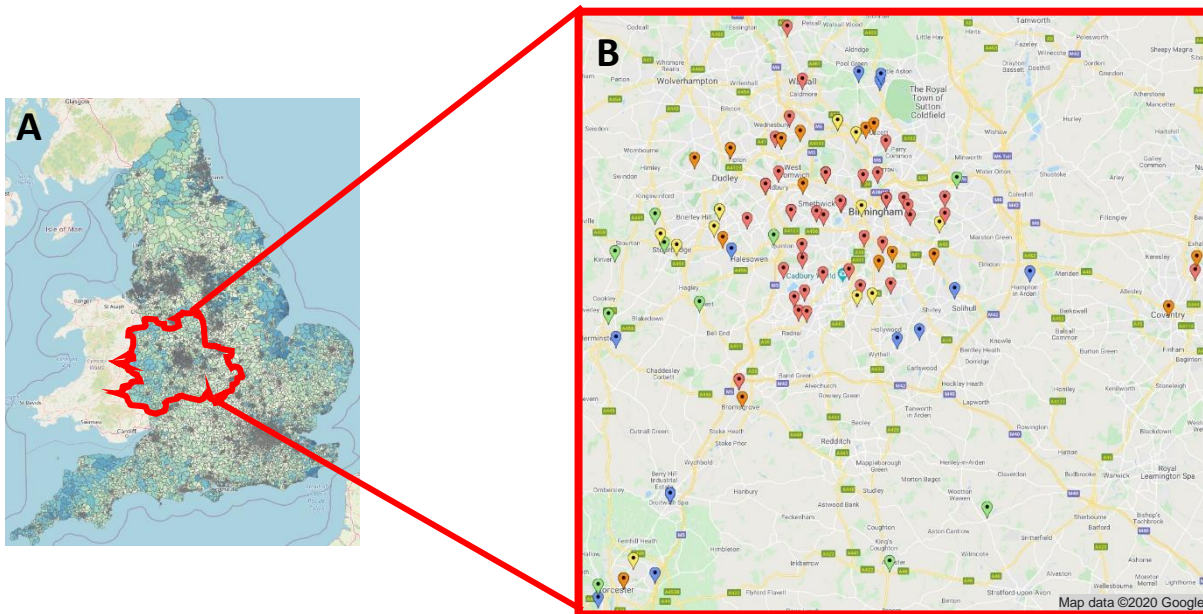







Supplementary Figure 1



A) Indices of Deprivation Rank Map from Gov.uk 2019

B) Location of patients from grouped by IMD Deciles.

	Most Deprived (IMD Deciles 1-2)
	IMD Deciles 3-4
	IMD Deciles 5-6
	IMD Deciles 7-8
	Most Affluent (IMD Deciles 9-10)