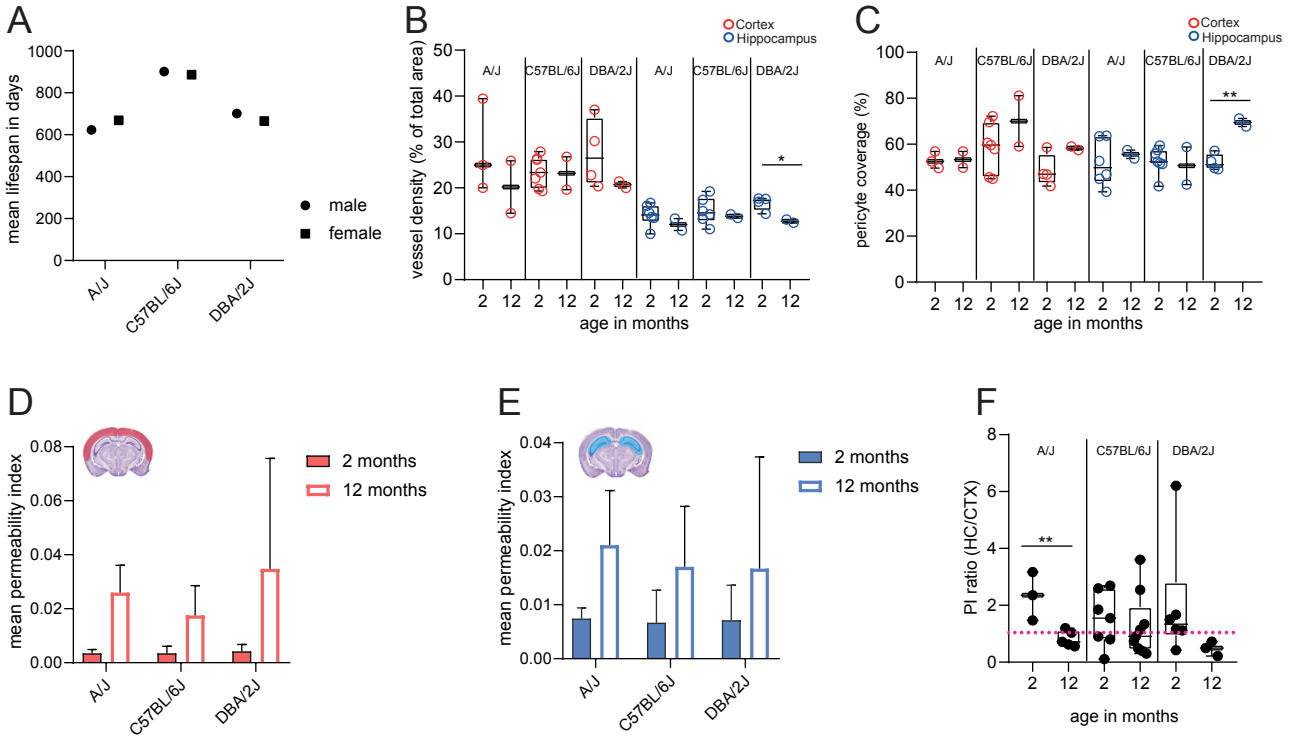
A
mean lifespan in days
1000
800
600
400
200
0
A/J
C57BL/6J
DBA/2J
male
female
B
vessel density (% of total area)
Cortex
Hippocampus
A/J
C57BL/6J
DBA/2J
A/J
C57BL/6J
DBA/2J
*
age in months
C
pericyte coverage (%)
Cortex
Hippocampus
**
age in months
D
mean permeability index
2 months
12 months
A/J
C57BL/6J
DBA/2J
E
mean permeability index
2 months
12 months
A/J
C57BL/6J
DBA/2J
F
PI ratio (HC/CTX)
A/J
C57BL/6J
DBA/2J
**
age in months

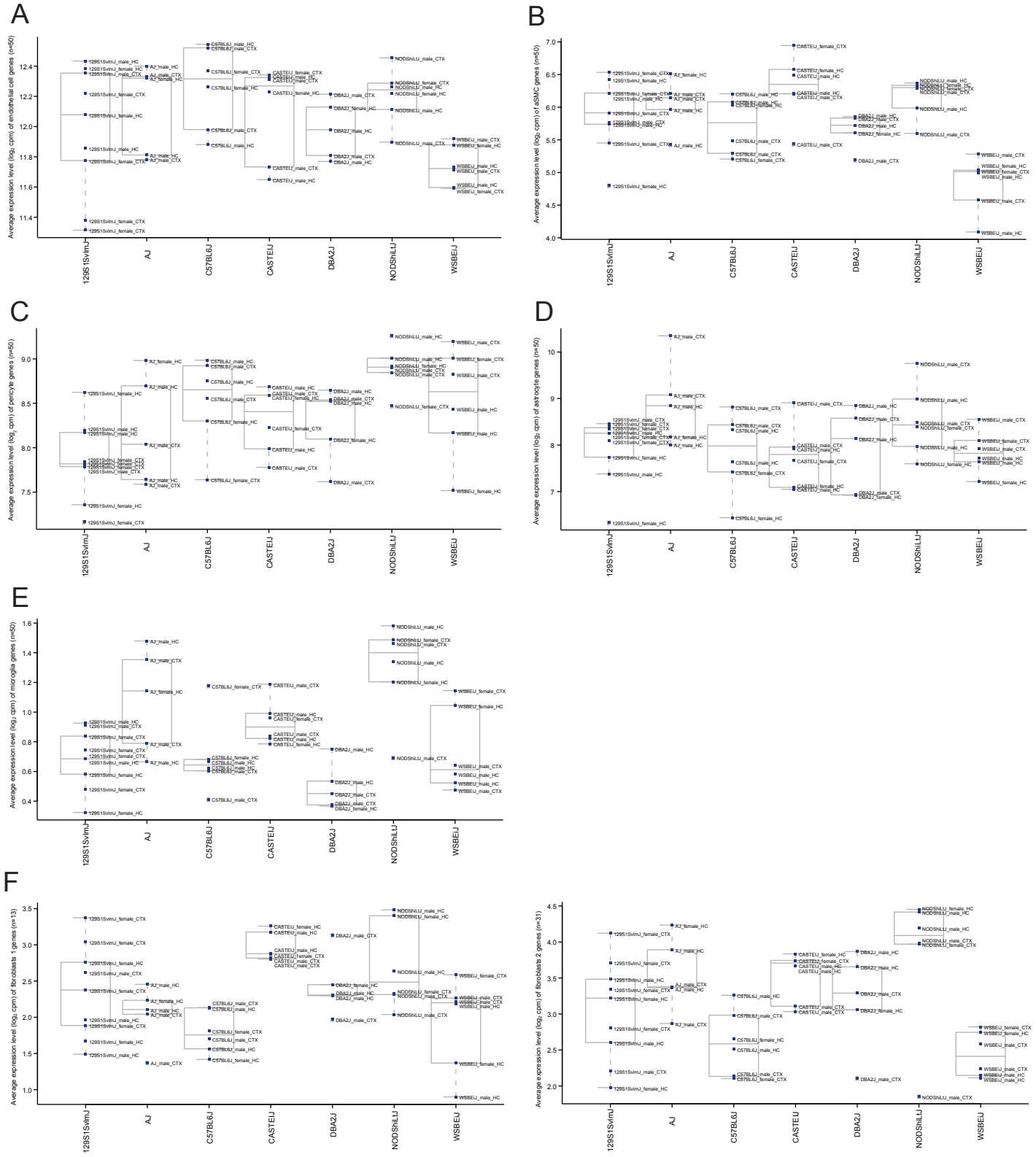
A
Average expression level (log2 cpm) of endothelial cell genes (n=50)
B
Average expression level (log2 cpm) of aSMC genes (n=50)
C
Average expression level (log2 cpm) of pericyte genes (n=50)
D
Average expression level (log2 cpm) of astrocyte genes (n=50)
E
Average expression level (log2 cpm) of microglia genes (n=50)
F
Average expression level (log2 cpm) of fibroblasts 1 genes (n=13)
Average expression level (log2 cpm) of fibroblasts 2 genes (n=31)
129S1SvimJ
AJ
C57BL6J
CASTEIJ
DBA2J
NODShiLtJ
WSBEIJ

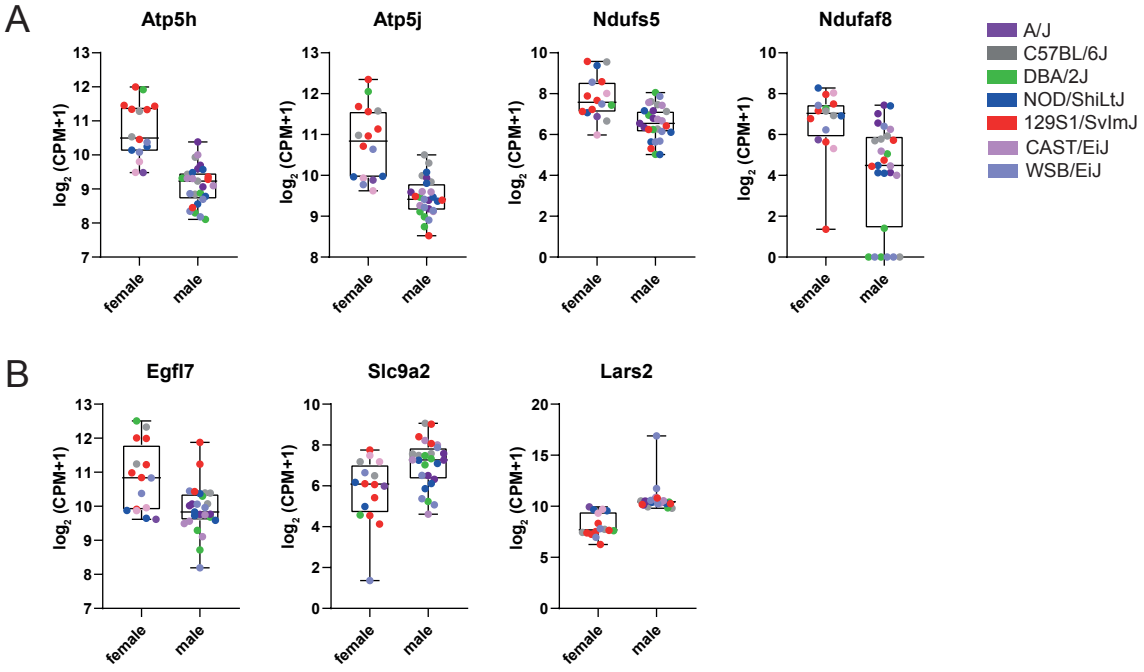
A
Atp5h
Atp5j
Ndufs5
Ndufaf8
log2 (CPM+1)
female
male
A/J
C57BL/6J
DBA/2J
NOD/ShiLtJ
129S1/SvImJ
CAST/EiJ
WSB/EiJ
B
Egfl7
Slc9a2
Lars2

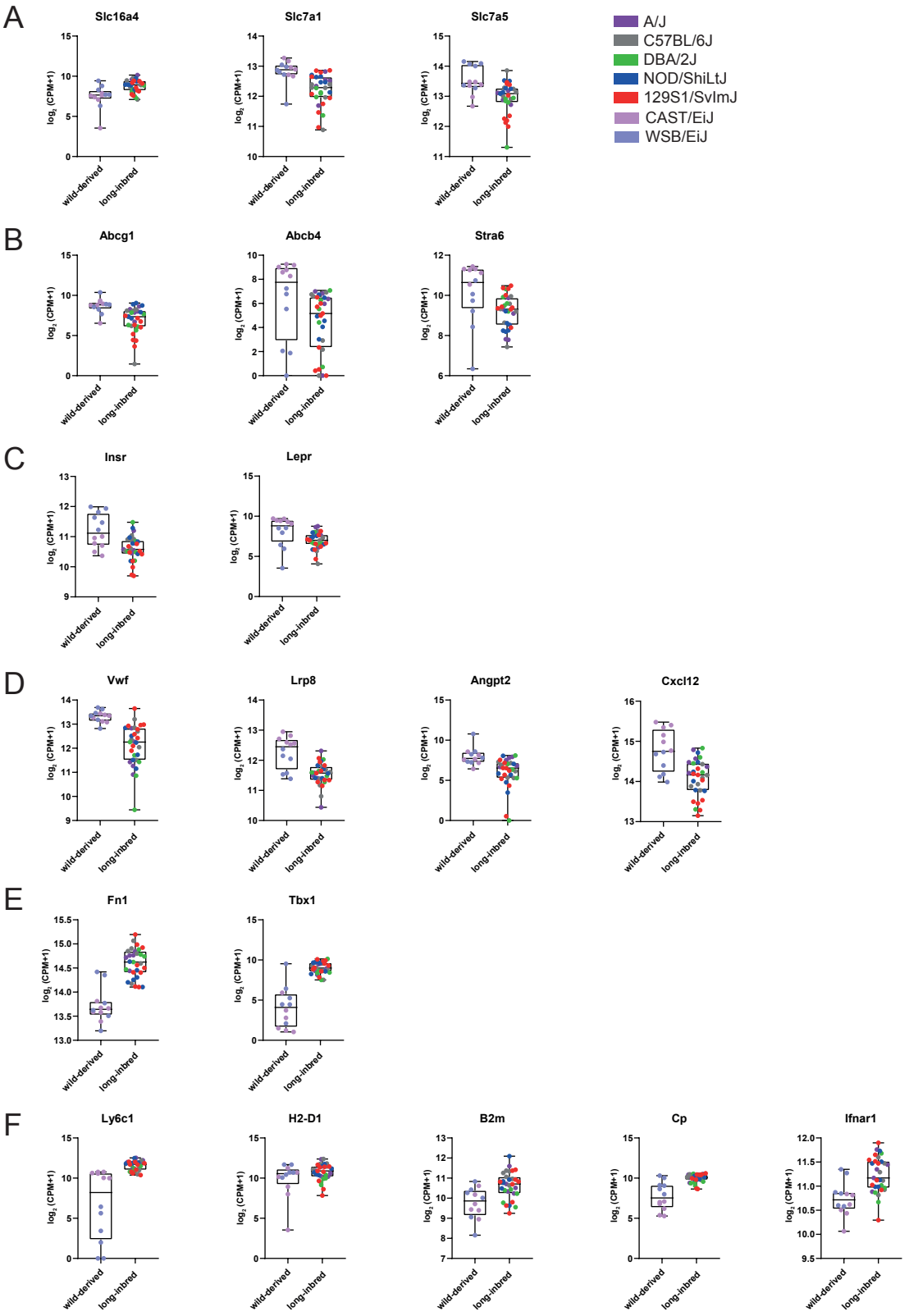
A
Slc16a4
Slc7a1
Slc7a5
A/J
C57BL/6J
DBA/2J
NOD/ShiLtJ
129S1/SvImJ
CAST/EiJ
WSB/EiJ
B
Abcg1
Abcb4
Stra6
C
Insr
Lepr
D
Vwf
Lrp8
Angpt2
Cxcl12
E
Fn1
Tbx1
F
Ly6c1
H2-D1
B2m
Cp
Ifnar1
log2 (CPM+1)
wild-derived
long-inbred