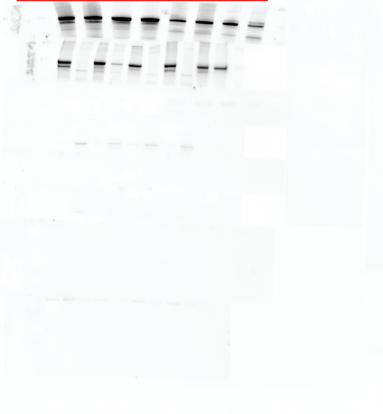


ctrl Tu  
1 2 3 4 5  
NT Tu NT Tu NT Tu NT Tu NT Tu



YAP

1 2 3 4 5  
NT Tu NT Tu NT Tu NT Tu NT Tu

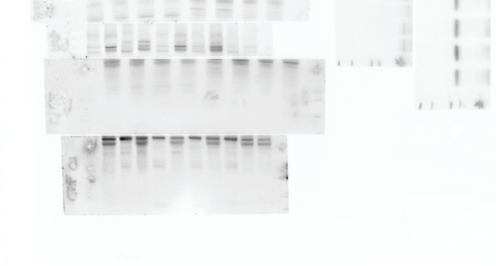


Fig. 5 A. SIRT1

Fig. 5 C. SIRT1

ctrl Tu  
1 2 3 4 5  
NT Tu NT Tu NT Tu NT Tu NT Tu



Fig. 5 A. YAP

ctrl Tu

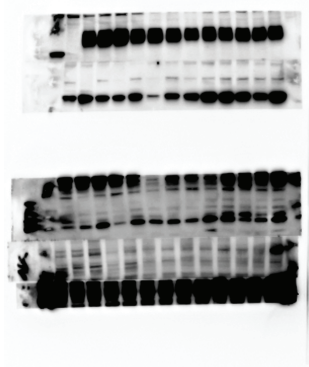

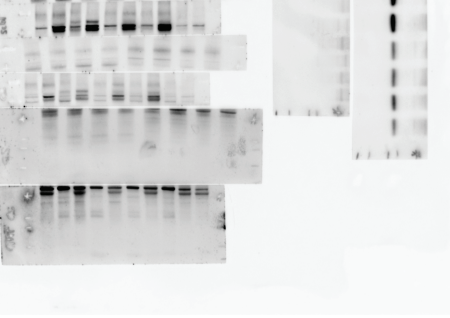


Fig. 5 A. AKT

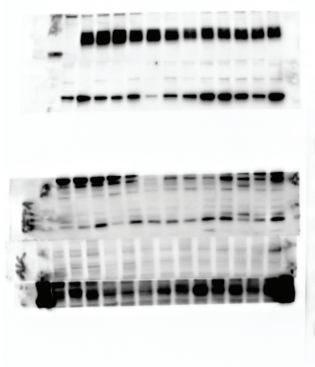


Fig. 5 C. AKT

YAP membranes stripped and re-probed for AKT