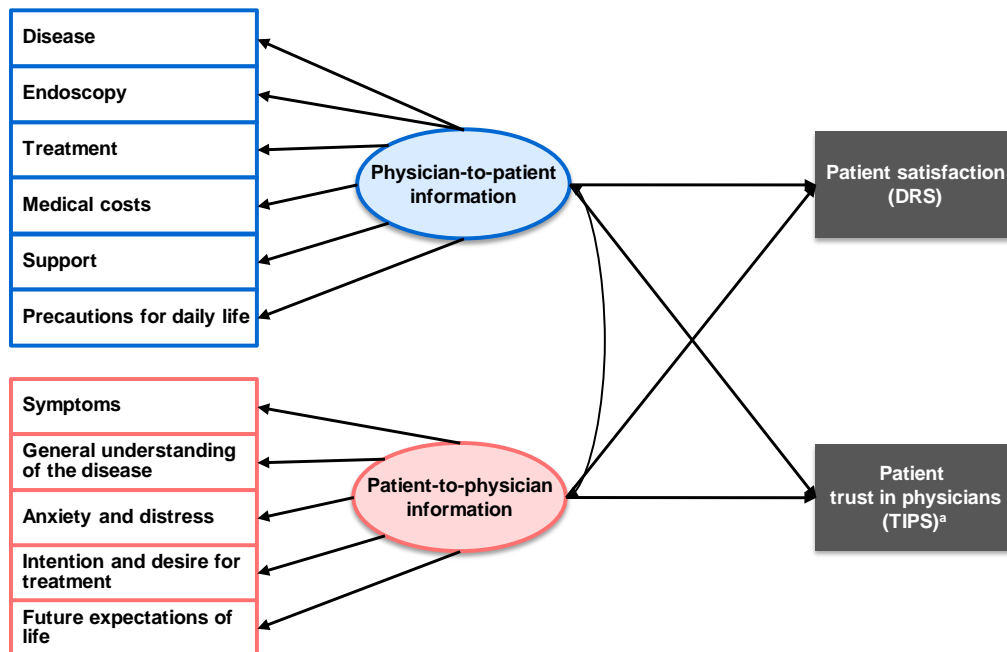


## Supplementary material

**Supplementary Fig. 1** Relationship between physician-patient communication, patient satisfaction with the treatment decision-making, and patient trust in physicians (hypothetical model).

<sup>a</sup>Data reversing the five-level rank values of TIPS.

*DRS* Decision Regret Scale, *TIPS* Trust in Physician Score



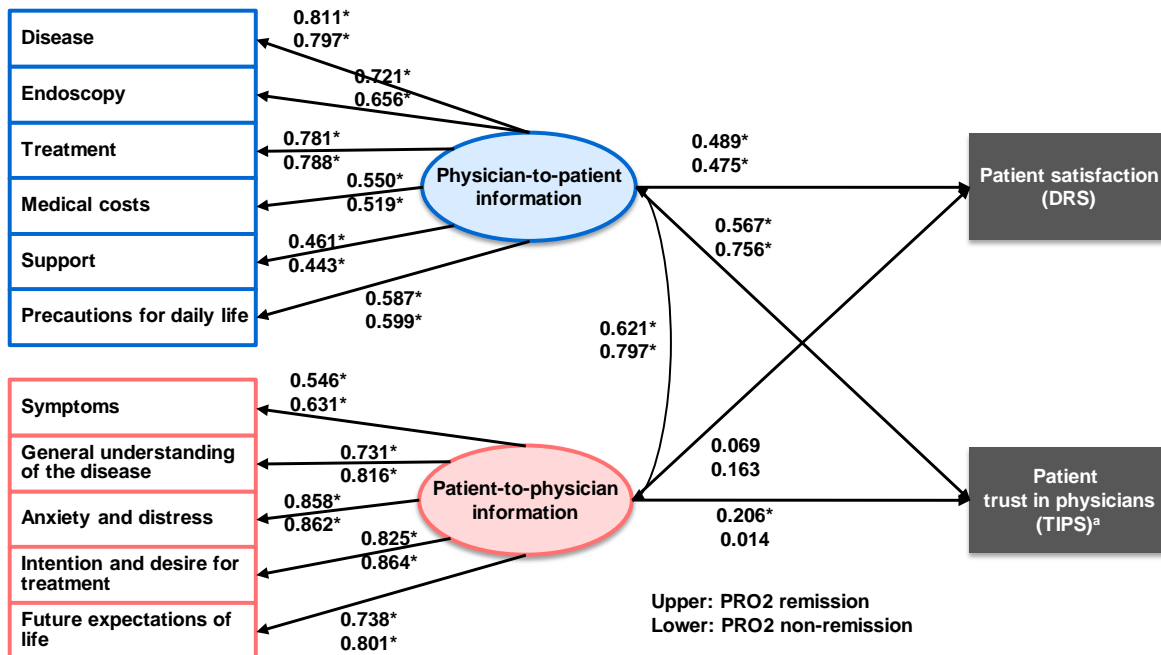
**Supplementary Fig. 2** Path diagram showing the relationship between physician-patient communication, patient satisfaction with treatment decision-making, and patient trust in physicians by categorical variables of patient background (multi-population simultaneous analysis). (a) By PRO2 remission and non-remission. GFI = 0.880, AGFI = 0.817, RMSEA = 0.101. (b) By the time spent with the physician when deciding on treatment. GFI = 0.857, AGFI = 0.782, RMSEA = 0.105. (c) By the patient decision-making preference scale score. The patient decision-making preference scale was stratified by median. GFI = 0.877, AGFI = 0.814, RMSEA = 0.099. Values represent standardized path coefficients that indicate the degree of relationship between variables.

\* $p < 0.05$ .

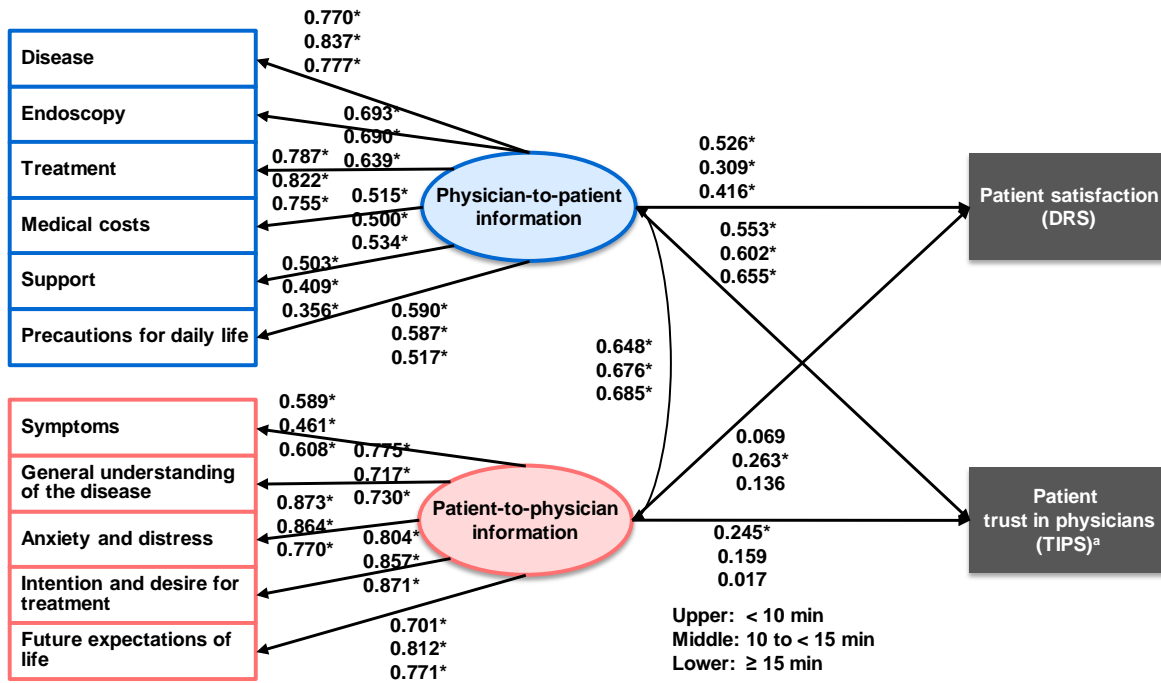
<sup>a</sup>Data reversing the five-level rank values of TIPS.

AGFI adjusted goodness of fit index, DRS Decision Regret Scale, GFI Goodness-of-fit index, PRO2 two-item patient reported outcomes, RMSEA root mean square error of approximation, TIPS Trust in Physician Scale, UC ulcerative colitis

**a. By PRO2 remission/non-remission**



**b. By the time spent with the physician when deciding on treatment**



**c. By patient decision-making preference scale**

