BMJ Publishing Group Limited (BMJ) disclaims all liability and responsibility arising from any reliance placed on this supplemental material which has been supplied by the author(s)

A

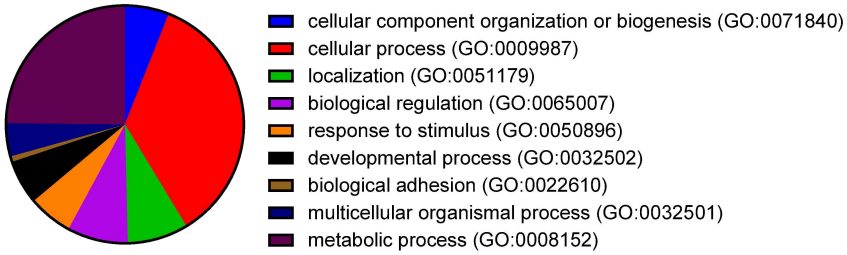

B

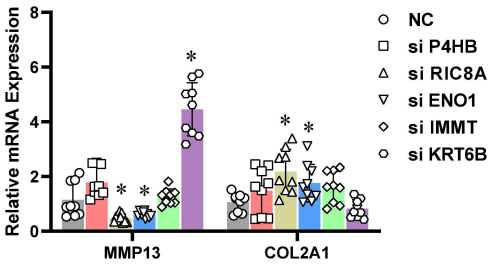

C

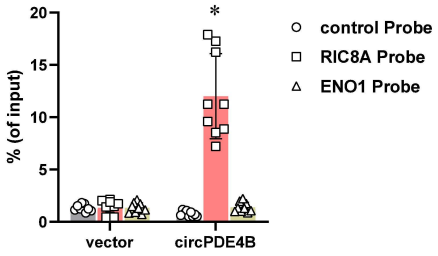

D

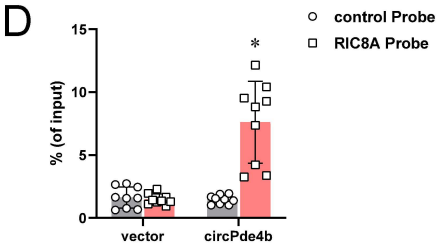

E

#	Protein region	RNA region	Interaction Propensity	Discriminative Power	Normalized Score
1	201-252	276-327	5.01	22	2.39
2	462-513	276-327	4.66	20	2.30
3	151-202	276-327	4.25	20	2.18
4	26-77	276-327	4.12	20	2.15
5	212-263	276-327	4.11	20	2.14
6	426-477	276-327	4.04	20	2.12
7	362-413	276-327	3.87	20	2.08
8	437-488	276-327	3.79	20	2.05
9	87-138	276-327	3.77	20	2.05
10	376-427	276-327	3.65	20	2.02
11	251-302	276-327	3.62	20	2.01
12	287-338	276-327	3.57	20	1.99
13	226-277	276-327	3.57	20	1.99
14	76-127	276-327	3.55	20	1.99
15	126-177	276-327	3.53	20	1.98
16	112-163	276-327	3.53	20	1.98
17	276-327	276-327	3.51	20	1.98
18	301-352	276-327	3.48	20	1.97
19	176-227	276-327	3.33	20	1.93
20	162-213	276-327	3.31	20	1.92
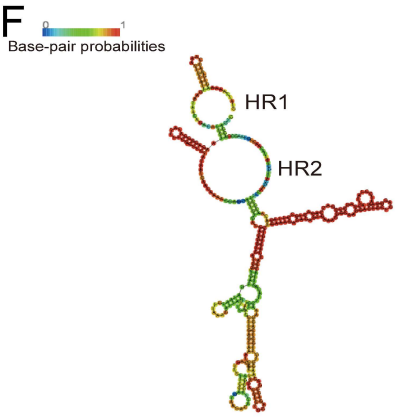
F