

Product datasheet

Goat Anti-Mouse IgG H&L (HRP) ab6789

★★★★★ 2 Abreviews 746 References 4 Images

Overview

Product name	Goat Anti-Mouse IgG H&L (HRP)
Host species	Goat
Target species	Mouse
Tested applications	Suitable for: ICC, IP, Dot blot, ELISA, IHC-P, IHC-Fr, Immunomicroscopy, WB
Immunogen	mouse IgG whole molecule
Conjugation	HRP

Properties

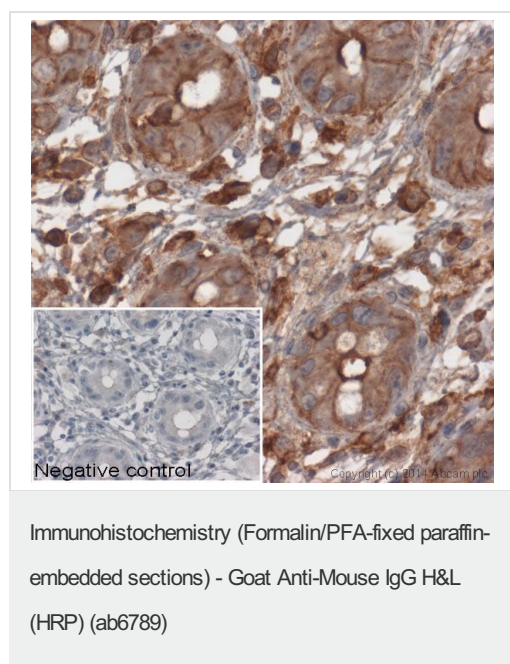
Form	Liquid
Storage instructions	Shipped at 4°C. Store at +4°C. Store In the Dark.
Storage buffer	Preservative: 0.01% Gentamicin sulphate Constituents: 0.878% Sodium chloride, 1% BSA, 0.424% Potassium phosphate
Purity	Affinity purified
Purification notes	This product was prepared from monospecific antiserum by immunoaffinity chromatography using mouse IgG coupled to agarose beads followed by solid phase adsorption(s) to remove any unwanted reactivities.
Conjugation notes	Horseradish Peroxidase (HRP)
Clonality	Polyclonal
Isotype	IgG
General notes	The product can contain small precipitates giving a cloudy appearance. However this does not affect the performance of the product. Leaving the product at room temperature in the dark for a few hours may help. Please use as normal and if you do experience problems, contact Scientific Support.

Applications

The Abpromise guarantee Our [Abpromise guarantee](#) covers the use of ab6789 in the following tested applications. The application notes include recommended starting dilutions; optimal dilutions/concentrations should be determined by the end user.

Application	Abreviews	Notes
ICC		1/500 - 1/2500.
IP		Use at an assay dependent concentration. PubMed: 17164758
Dot blot		Use at an assay dependent concentration.
ELISA		1/100000.
IHC-P		1/500 - 1/2500.
IHC-Fr		1/500 - 1/2500.
Immunomicroscopy		Use at an assay dependent concentration.
WB	★★★★★ (2)	1/2000 - 1/10000. PubMed: 17413034

Images

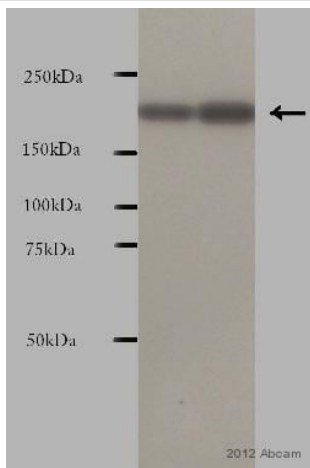


IHC image of beta actin staining in human colon formalin fixed paraffin embedded tissue section*.

The section was pre-treated using pressure cooker heat mediated antigen retrieval with sodium citrate buffer (pH 6) for 30 mins. The section was incubated with [ab8224](#), 3 µg/ml overnight at +4°C. An HRP-conjugated secondary (ab6789, 1/2000 dilution) was used for 1hr at room temperature. The section was counterstained with hematoxylin and mounted with DPX.

The inset **negative control** image is secondary-only at 1/500 dilution.

*Tissue obtained from the Human Research Tissue Bank, supported by the NIHR Cambridge Biomedical Research Centre



Western blot - Goat Anti-Mouse IgG H&L (HRP) (ab6789)

This image is courtesy of an anonymous Abreview.

All lanes : Anti-CDC42 Binding Protein Kinase Beta antibody (ab61328) at 1/2000 dilution

All lanes : Cytosolic fraction prepared from murine brain tissue

Lysates/proteins at 10 µg per lane.

Secondary

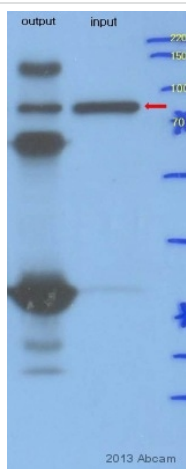
All lanes : Goat Anti-Mouse IgG H&L (HRP) (ab6789) at 1/2000 dilution

Developed using the ECL technique.

Performed under reducing conditions.

Observed band size: 194 kDa

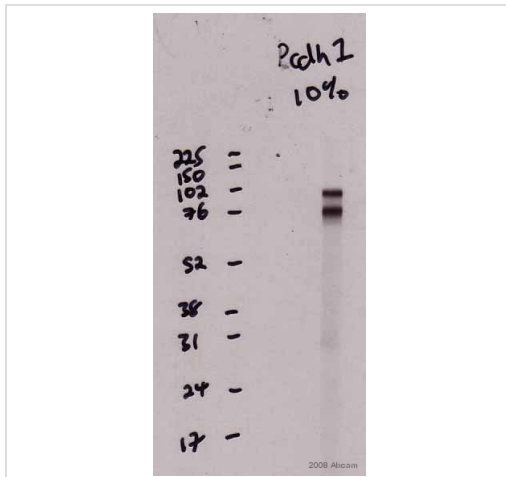
Exposure time: 1 minute



Immunoprecipitation - Goat Anti-Mouse IgG H&L (HRP) (ab6789)

This image is courtesy of an anonymous Abreview.

ab49969 Immunoprecipitating HA Tag in HEK-293T whole cell lysate. 25 µg of cell lysate was incubated with primary antibody (1/2500 in lysis buffer) and matrix (Protein A/G) for 6 hours at 4°C. For western blotting a HRP-conjugated goat anti-mouse IgG H&L (ab6789) (1/1000) was used to confirm successful immunoprecipitation.



Western blot - Goat Anti-Mouse IgG H&L (HRP)
(ab6789)

ab6789 was used at dilution 1/10000 with the primary antibody
[ab55504](#) in WB. See the review on [ab55504](#).

Please note: All products are "FOR RESEARCH USE ONLY. NOT FOR USE IN DIAGNOSTIC PROCEDURES"

Our Abpromise to you: Quality guaranteed and expert technical support

- Replacement or refund for products not performing as stated on the datasheet
- Valid for 12 months from date of delivery
- Response to your inquiry within 24 hours
- We provide support in Chinese, English, French, German, Japanese and Spanish
- Extensive multi-media technical resources to help you
- We investigate all quality concerns to ensure our products perform to the highest standards

If the product does not perform as described on this datasheet, we will offer a refund or replacement. For full details of the Abpromise, please visit <https://www.abcam.com/abpromise> or contact our technical team.

Terms and conditions

- Guarantee only valid for products bought direct from Abcam or one of our authorized distributors