

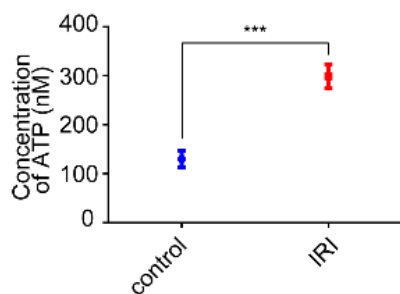
## Supporting Information

### Anti-PD-L1 Mediating Tumor-Targeted Codelivery of Liposomal Irinotecan/JQ1 for Chemo-Immunotherapy

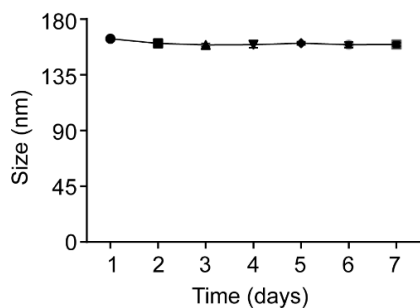
Zhidi He <sup>1,2</sup>, Meng Zhang <sup>1</sup>, Yonghui Wang <sup>1,2</sup>, Yang He <sup>1,2</sup>, Hairui Wang <sup>1,5</sup>, Binfang Chen <sup>1,2</sup>,

Bin Tu <sup>1,2</sup>, Siqi Zhu <sup>1,4</sup>, Yongzhuo Huang <sup>1,2,5,6</sup> \*

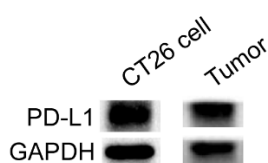
**Fig. S1** ATP secretion.



**Fig. S2** Stability of P-Lipo.



**Fig. S3** PD-L1 expression in CT26 cells and the xenografted tumor.



**Fig. S4** Histological examination of the major organs. Scale bar: 100  $\mu$ m.

