

Heat hardening enhances mitochondrial potential for respiration and oxidative defence capacity in the mantle of thermally stressed *Mytilus galloprovincialis*

**Ioannis Georgoulis¹, Konstantinos Feidantsis¹, Ioannis A. Giantsis²,
Asimina Kakale¹, Christian Bock³, Hans O. Pörtner³, Inna M. Sokolova⁴
and Basile Michaelidis^{1*}**

**¹Laboratory of Animal Physiology, Department of Zoology, School of Biology,
Aristotle University of Thessaloniki, GR-54124 Thessaloniki, Greece**

**²Department of Animal Science, Faculty of Agricultural Sciences, University of
Western Macedonia, 53100 Florina, Greece**


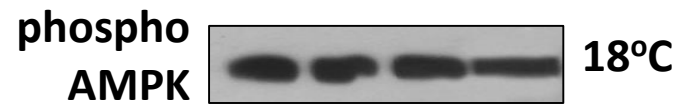
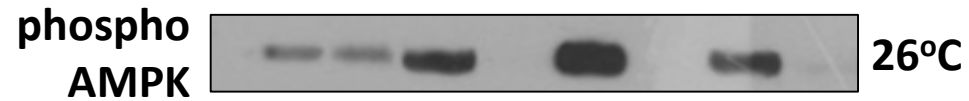
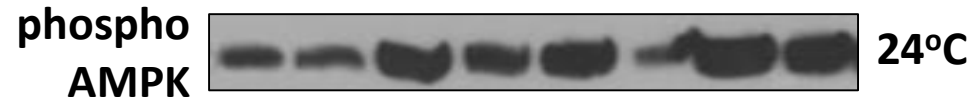
**³Alfred-Wegener-Institut, Helmholtz-Center for Polar and Marine Research,
Integrative Ecophysiology, Postfach 120161, 27515 Bremerhaven, Germany**

**⁴Department of Marine Biology, Institute for Biological Sciences, University of
Rostock, A.-Einstein Str., 3, 18055 Rostock, Germany**

***To whom correspondence should be addressed: michaeli@bio.auth.gr**

Figure S1: The complete original immunoblots shown in Figure 2 are presented in order below. The individual parts comprising Figure 2 are specified using black boxes.

Cropped blots in main paper



Original blots in supplementary information

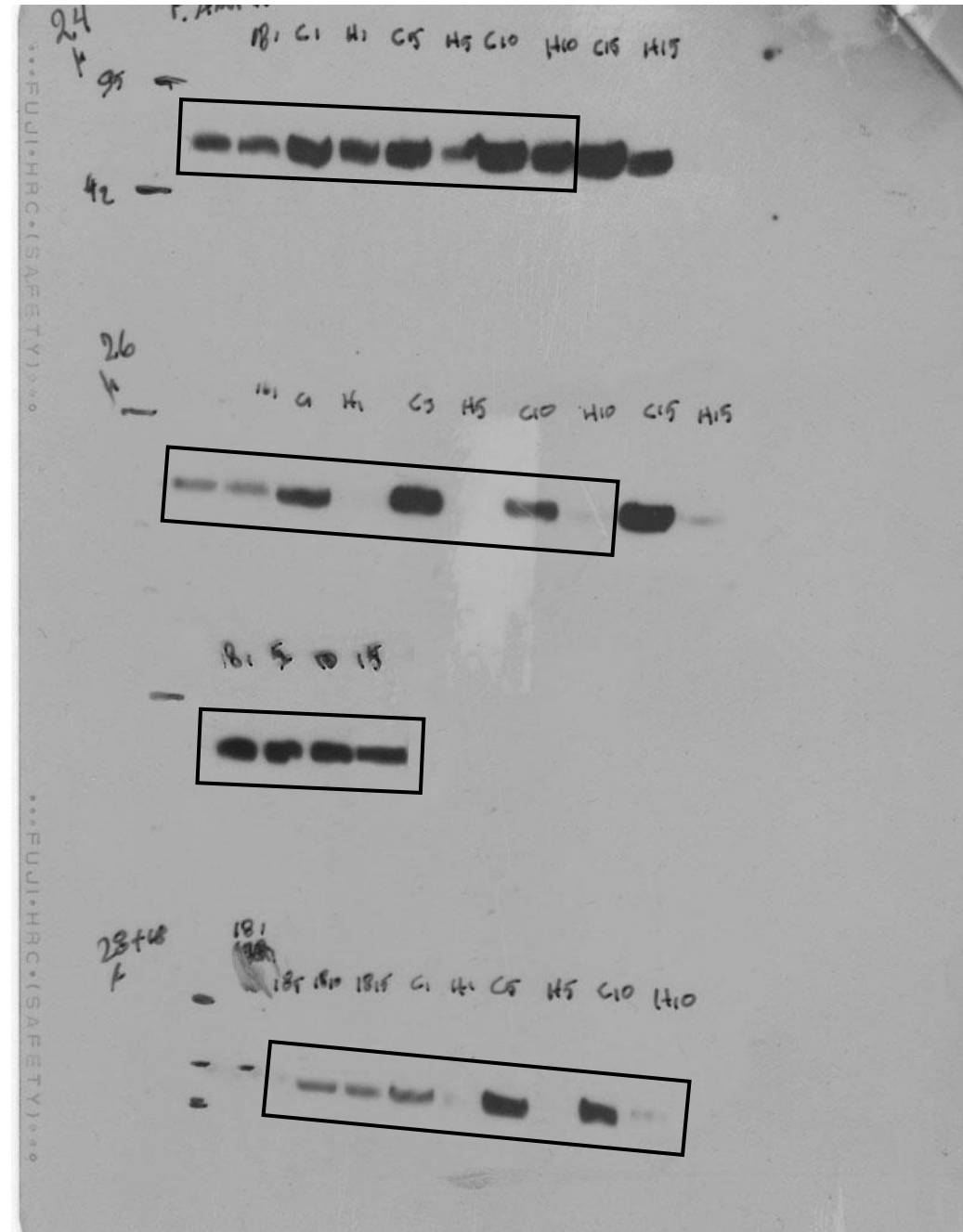
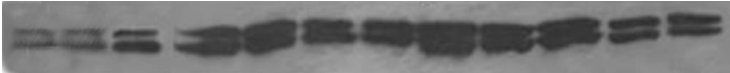


Figure S2: The complete original immunoblots shown in Figure 6 are presented in order below. The individual parts comprising Figure 6 are specified using black boxes.

Cropped blots in main paper


Hsp70 24°C




Hsp70 26°C



Hsp70 18°C



Hsp70 28°C



Original blots in supplementary information

