

# Annotated MS2 Spectra

## Included in this document:

- 1) Spectrum on a single axis
- 2) Multiple pages for manual annotation
- 3) Theoretical fragment masses
  - a) Green shaded cells correspond to identified fragment ions

## Table of Contents

### Pages

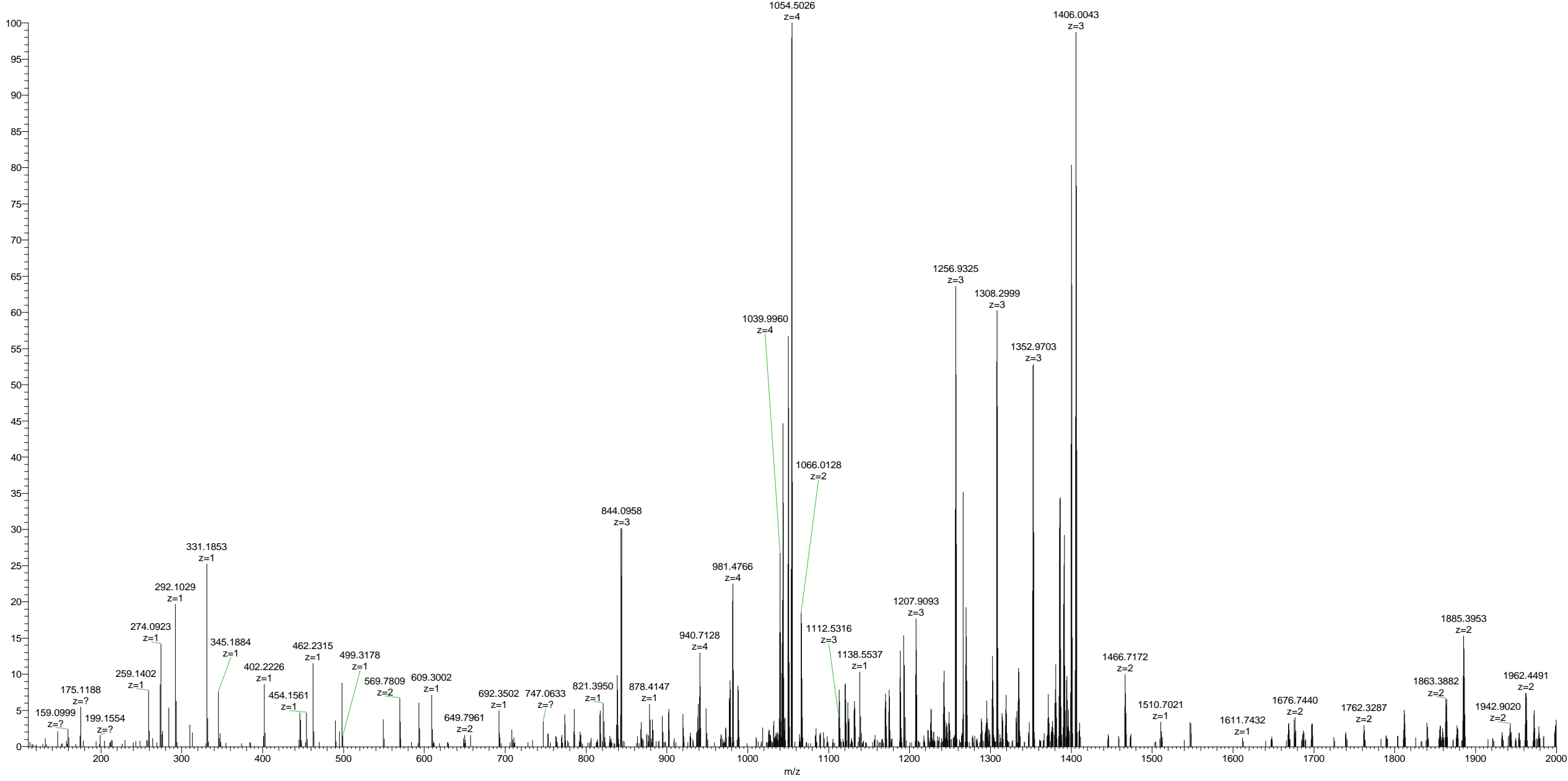
### Sequence

### Fragmentation

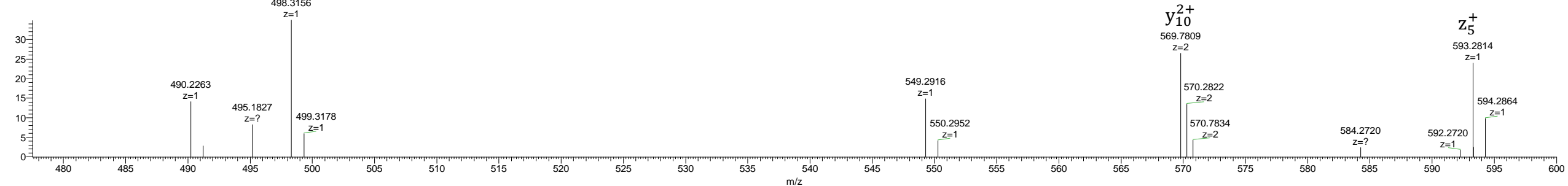
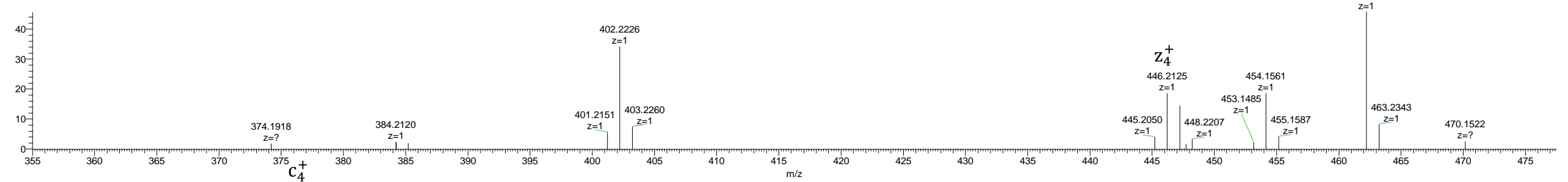
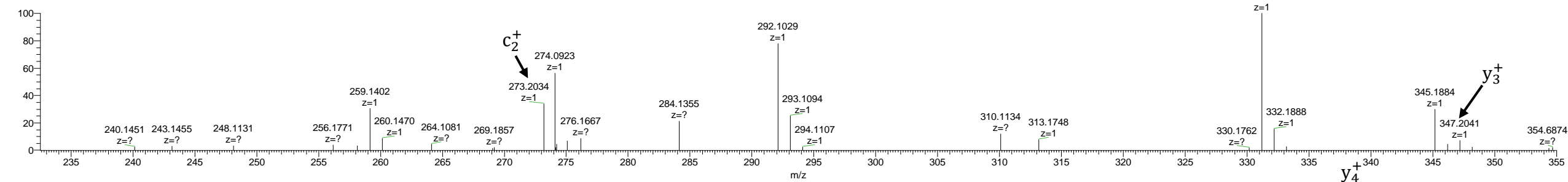
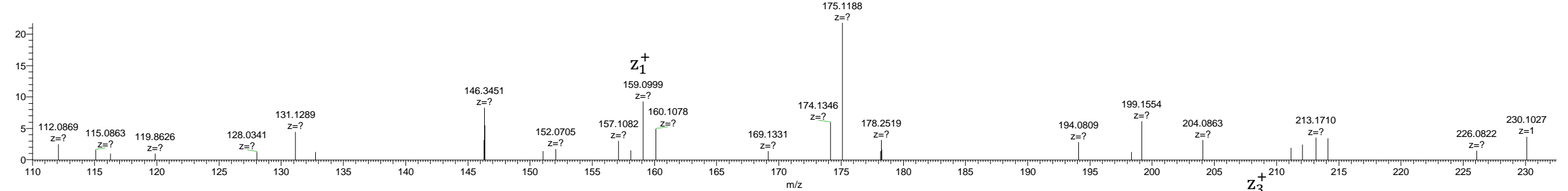
2-8	RVQPTESIVRFPNITNLCPFGEVFNATR	EThcD
9-15	QRVQPTESIVRFPNITNLCPFGEVFNATR	EThcD
16-22	SRVQPTESIVRFPNITNLCPFGEVFNATR	EThcD
23-29	SASRVQPTESIVRFPNITNLCPFGEVFNATR	EThcD
30-33	QCVNLTTR	HCD
34-37	QCVNLTTR	ETD
38-44	FRVQPTESIVRFPNITNLCPFGEVFNATR	EThcD

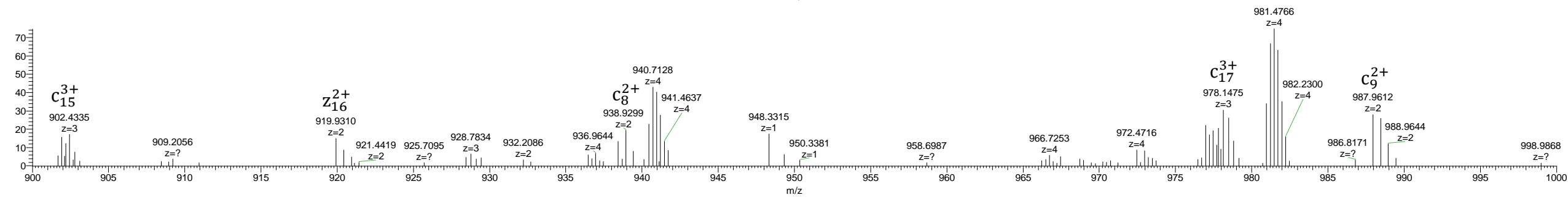
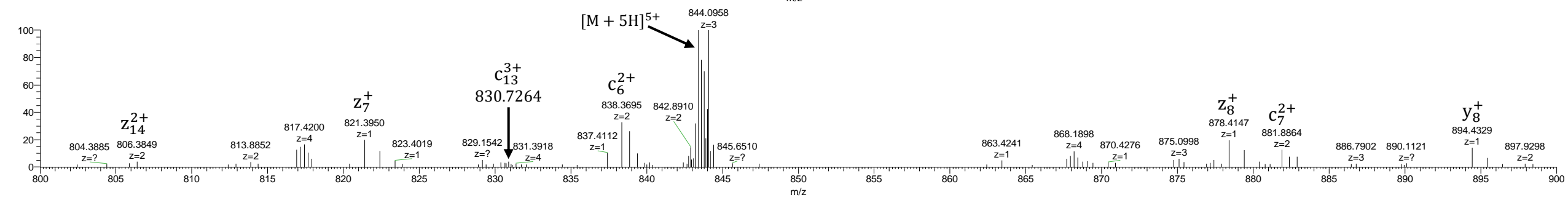
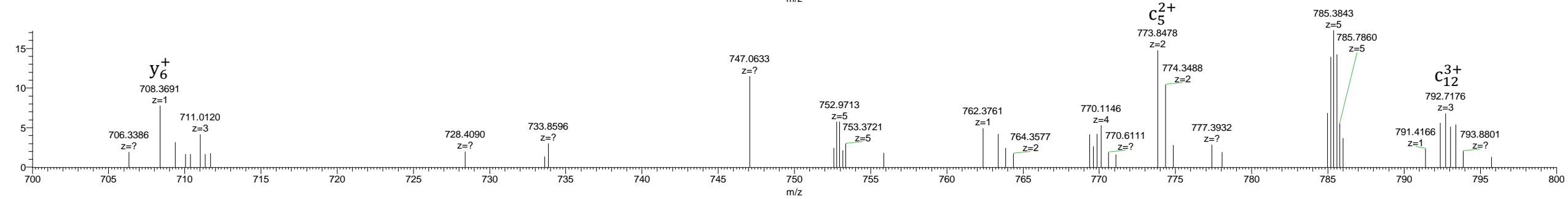
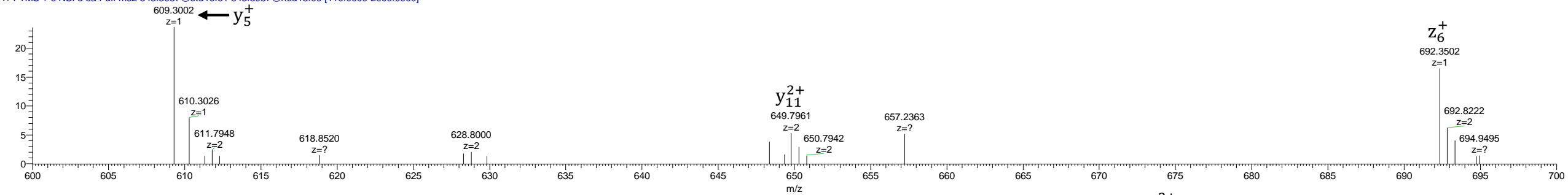
RVQPTESIVRFPNITNLCPFGEVFNATR  
EThcD

20200930\_rad\_PepMap\_50cm\_M68\_Trypsin\_PNGaseF\_EThcD #29901 RT: 95.86 AV: 1 NL: 7.65E5  
T: FTMS + c NSI da Full ms2 843.3987@etd16.61 843.3987@hcd15.00 [110.0000-2000.0000]

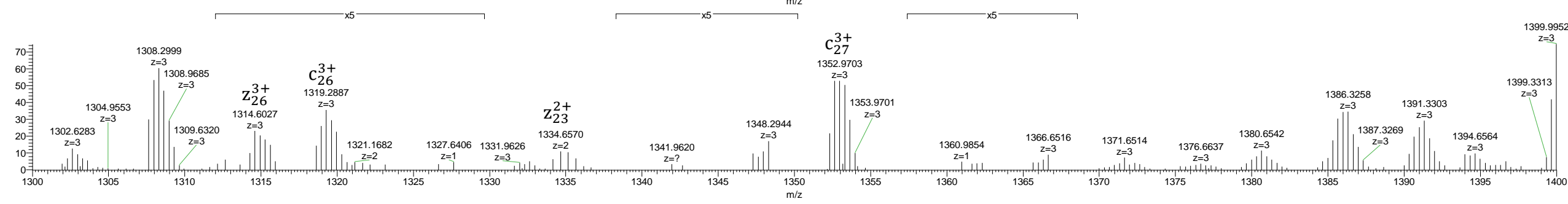
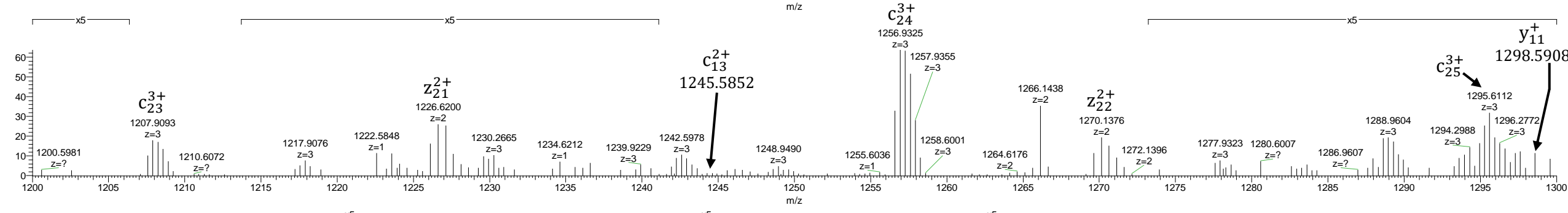
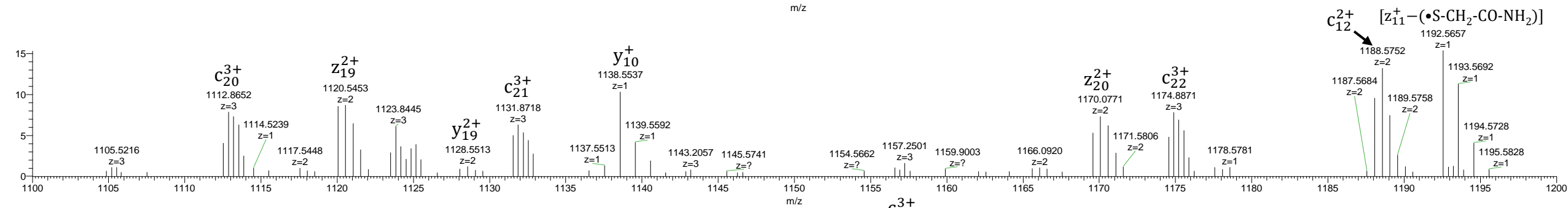
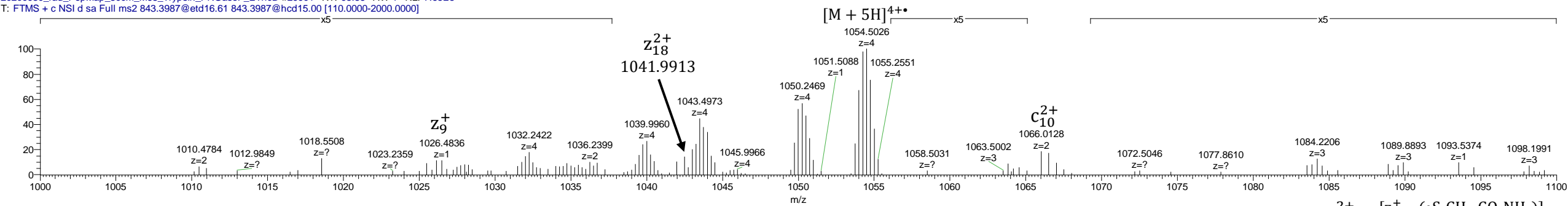


20200930\_rad\_PepMap\_50cm\_M68\_Trypsin\_PNGaseF\_ETHcD #29901 RT: 95.86 AV: 1 NL: 1.93E5  
T: FTMS + c NSI d sa Full ms2 843.3987@etd16.61 843.3987@hcd15.00 [110.0000-2000.0000]


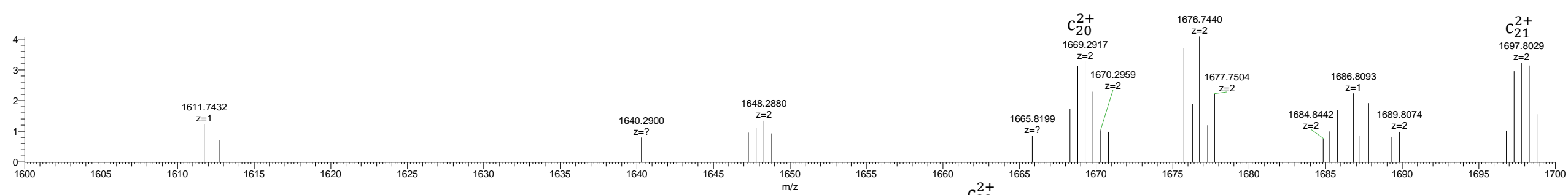
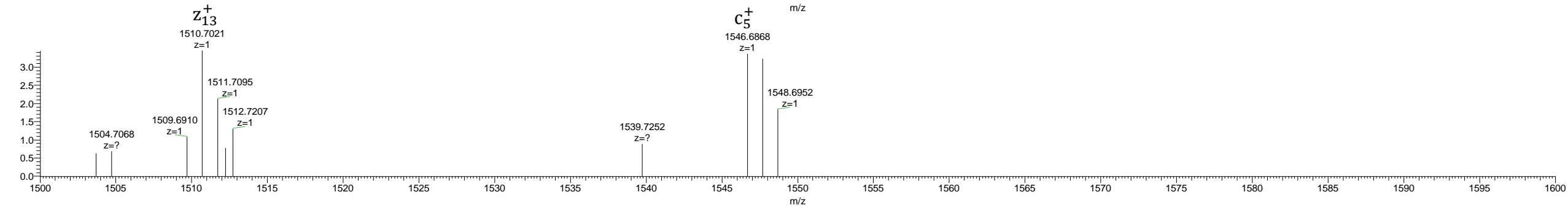
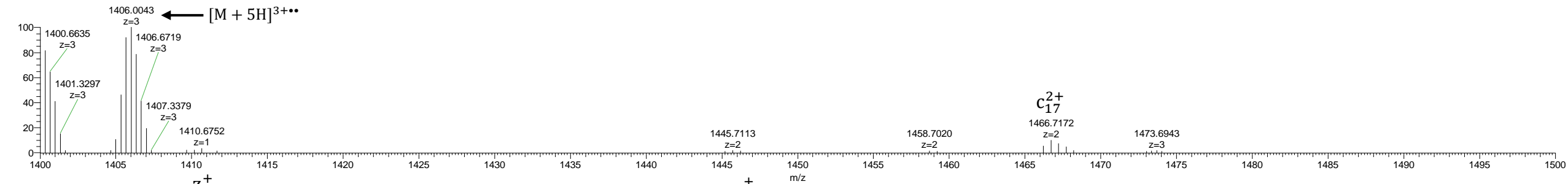




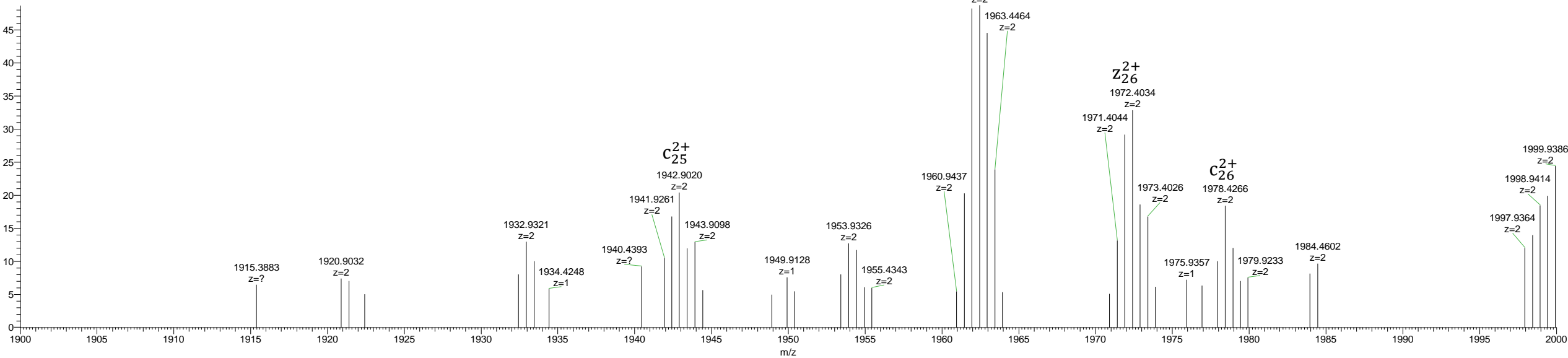
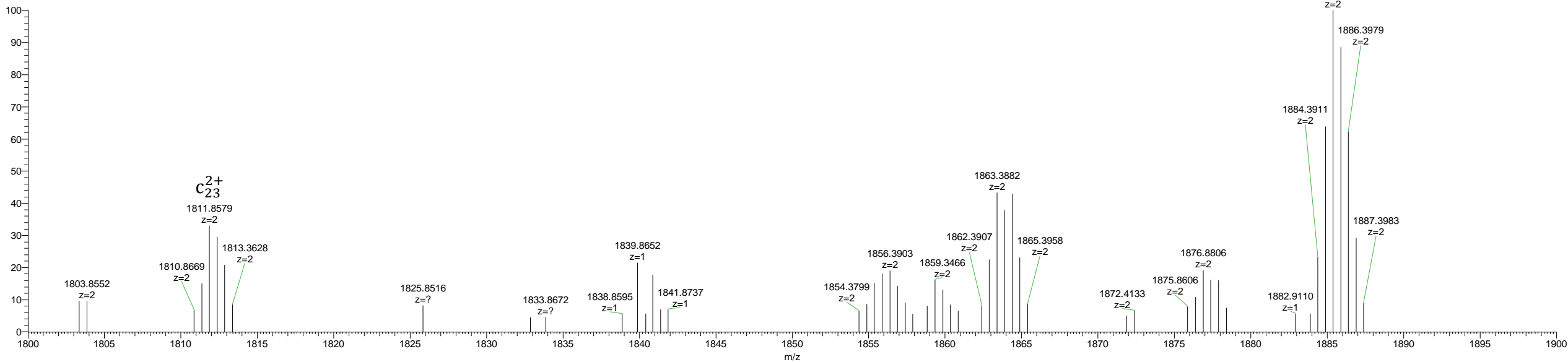
20200930\_rad\_PepMap\_50cm\_M68\_Trypsin\_PNGaseF\_ETHcD #29901 RT: 95.86 AV: 1 NL: 7.65E5  
T: FTMS + c NSI d sa Full ms2 843.3987@etd16.61 843.3987@hcd15.00 [110.0000-2000.0000]



20200930\_rad\_PepMap\_50cm\_M68\_Trypsin\_PNGaseF\_ETHcD #29901 RT: 95.86 AV: 1 NL: 7.55E5  
T: FTMS + c NSI d sa Full ms2 843.3987@etd16.61 843.3987@hcd15.00 [110.0000-2000.0000]



20200930\_rad\_PepMap\_50cm\_M68\_Trypsin\_PNGaseF\_ETHcD #29901 RT: 95.86 AV: 1 NL: 1.17E5  
T: FTMS + c NSI d sa Full ms2 843.3987@etd16.61 843.3987@hcd15.00 [110.0000-2000.0000]



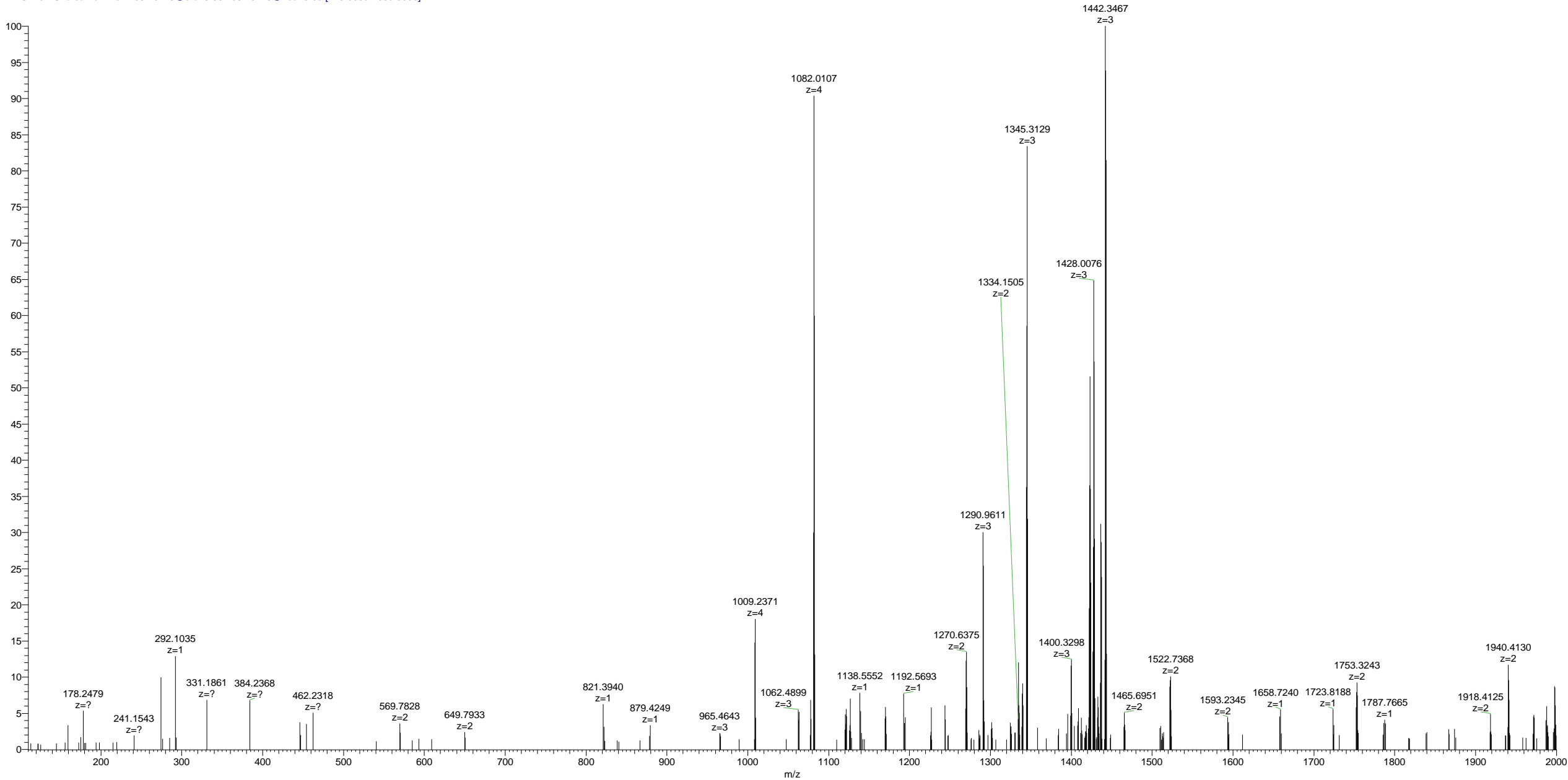
c4+	c3+	c2+	c+		AA		z•+	z•2+	z•3+	z•4+
44.2892	58.7165	87.5711	174.1349	1	R	28				
69.0563	91.7393	137.1053	273.2034	2	V	27	4039.8502	2020.4287	1347.2882	1010.7180
101.0709	134.4255	201.1346	401.2619	3	Q	26	3940.7818	1970.8945	1314.2654	985.9509
125.3341	166.7764	249.6610	498.3147	4	P	25	3812.7232	1906.8652	1271.5792	953.9362
387.4268	516.2333	773.8463	1546.6854	5	T (Glycan)	24	3715.6704	1858.3388	1239.2283	929.6731
419.6875	559.2475	838.3676	1675.7280	6	E	23	2667.2997	1334.1535	889.7714	667.5804
441.4455	588.2582	881.8836	1762.7600	7	S	22	2538.2571	1269.6322	846.7572	635.3197
469.7165	625.9529	938.4257	1875.8441	8	I	21	2451.2251	1226.1162	817.7465	613.5617
494.4836	658.9757	987.9599	1974.9125	9	V	20	2338.1410	1169.5741	780.0519	585.2907
533.5089	711.0094	1066.0104	2131.0136	10	R	19	2239.0726	1120.0399	747.0290	560.5236
570.2760	760.0322	1139.5446	2278.0820	11	F	18	2082.9715	1041.9894	694.9953	521.4983
594.5391	792.3831	1188.0710	2375.1348	12	P	17	1935.9031	968.4552	645.9725	484.7312
623.2959	830.7254	1245.5845	2490.1617	13	N (deam)	16	1838.8503	919.9288	613.6216	460.4680
651.5669	868.4201	1302.1265	2603.2458	14	I	15	1723.8234	862.4153	575.2793	431.7113
676.8288	902.1027	1352.6504	2704.2935	15	T	14	1610.7393	805.8733	537.5846	403.4403
705.3395	940.1170	1409.6718	2818.3364	16	N	13	1509.6917	755.3495	503.9021	378.1784
733.6106	977.8117	1466.2139	2931.4204	17	L	12	1395.6487	698.3280	465.8878	349.6676
773.6182	1031.1552	1546.2292	3091.4511	18	C	11	1282.5647	641.7860	428.1931	321.3966
797.8814	1063.5061	1594.7556	3188.5039	19	P	10	1122.5340	561.7706	374.8495	281.3890
834.6485	1112.5289	1668.2898	3335.5723	20	F	9	1025.4812	513.2443	342.4986	257.1258
848.9039	1131.5361	1696.8005	3392.5937	21	G	8	878.4128	439.7101	293.4758	220.3587
881.1645	1174.5503	1761.3218	3521.6363	22	E	7	821.3914	411.1993	274.4686	206.1033
905.9316	1207.5731	1810.8560	3620.7047	23	V	6	692.3488	346.6780	231.4544	173.8426
942.6987	1256.5959	1884.3902	3767.7732	24	F	5	593.2804	297.1438	198.4316	149.0755
971.4555	1294.9382	1941.9037	3882.8001	25	N (deam)	4	446.2119	223.6096	149.4088	112.3084
989.2148	1318.6172	1977.4222	3953.8372	26	A	3	331.1850	166.0961	111.0665	83.5517
1014.4767	1352.2998	2027.9461	4054.8849	27	T	2	260.1479	130.5776	87.3875	65.7924
				28	R	1	159.1002	80.0537	53.7049	40.5305

$$z_{11} : \begin{array}{r} 1282.5647 \\ - \quad 90.0014 \\ \hline 1192.5633 \end{array} \quad (\bullet\text{-S-CH}_2\text{-CO-NH}_2)$$

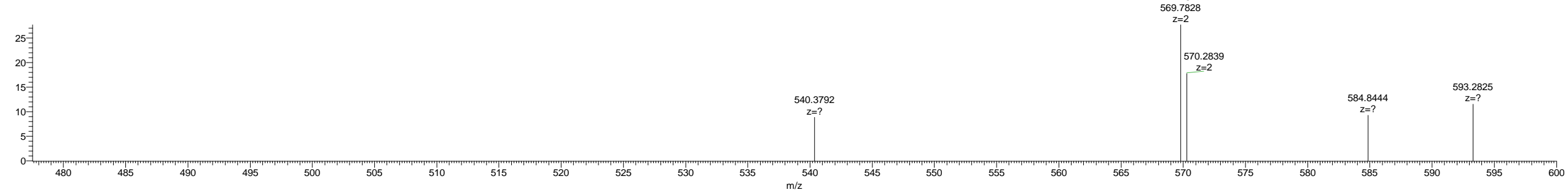
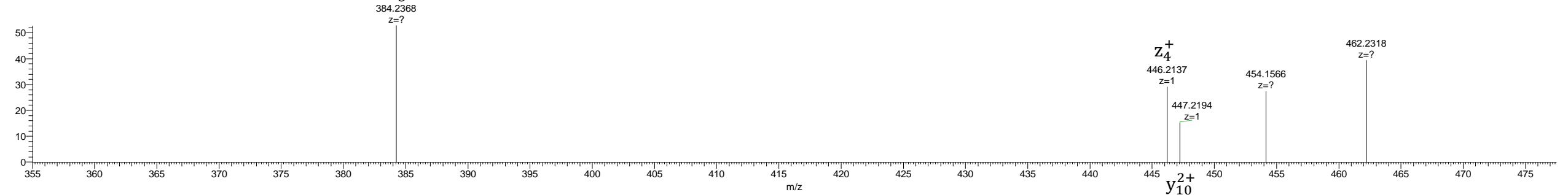
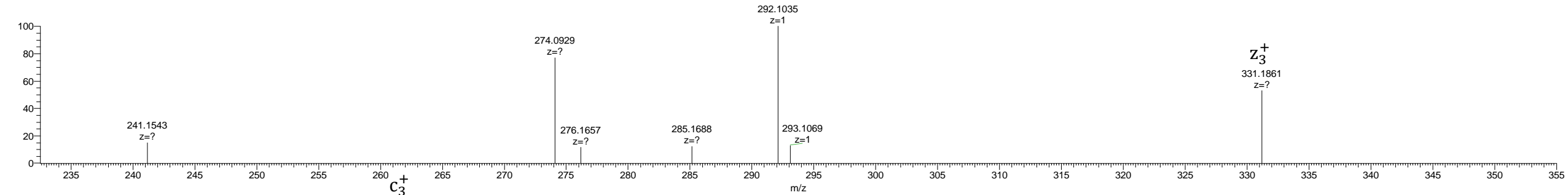
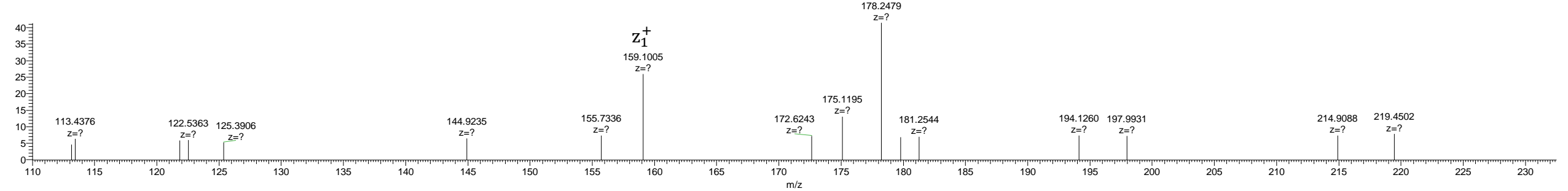


QRVQPTESIVRFPNITNLCPFGEVFNATR  
EThcD

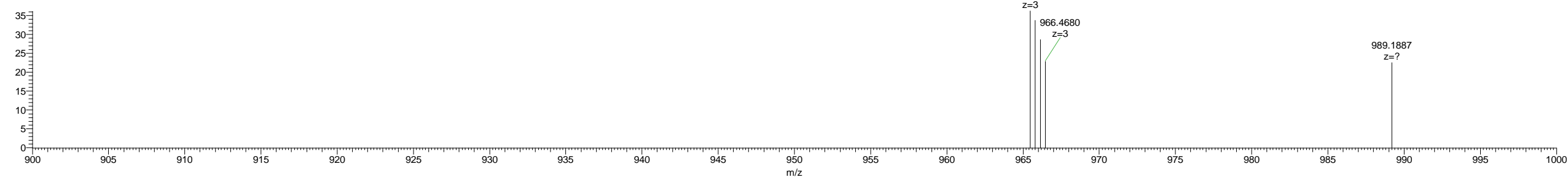
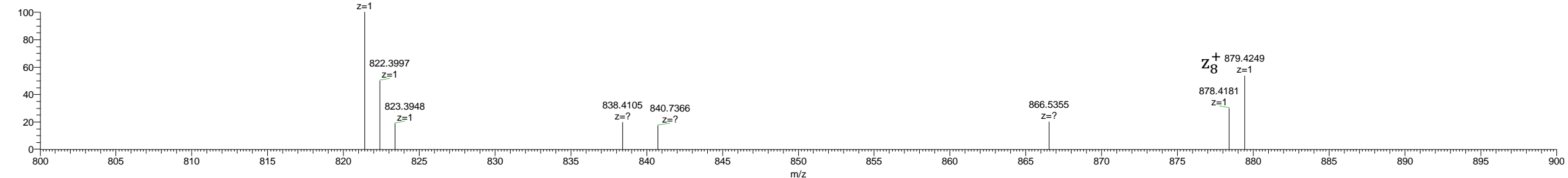
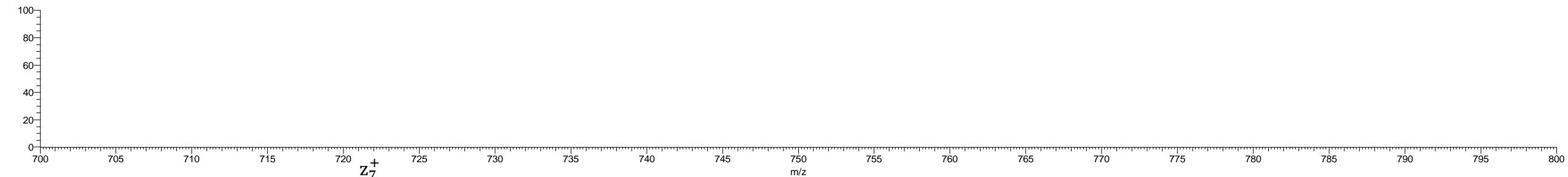
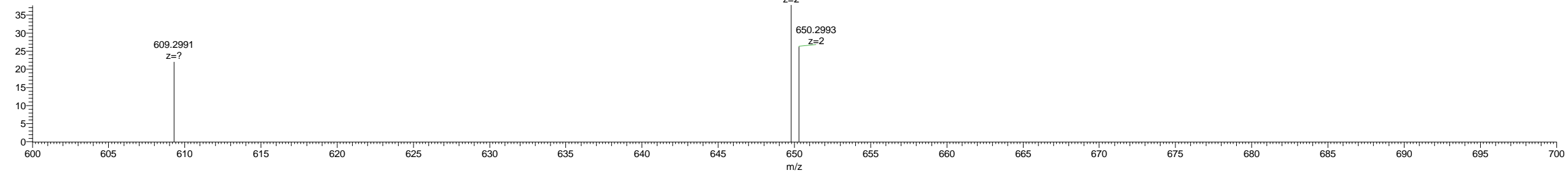
20200930\_rad\_PepMap\_50cm\_Sinai\_Trypsin\_PNGaseF\_EThcD #25959 RT: 104.86 AV: 1 NL: 4.10E5  
T: FTMS + c NSI d sa Full ms2 1082.0125@etd25.96 1082.0125@hcd15.00 [110.0000-2000.0000]

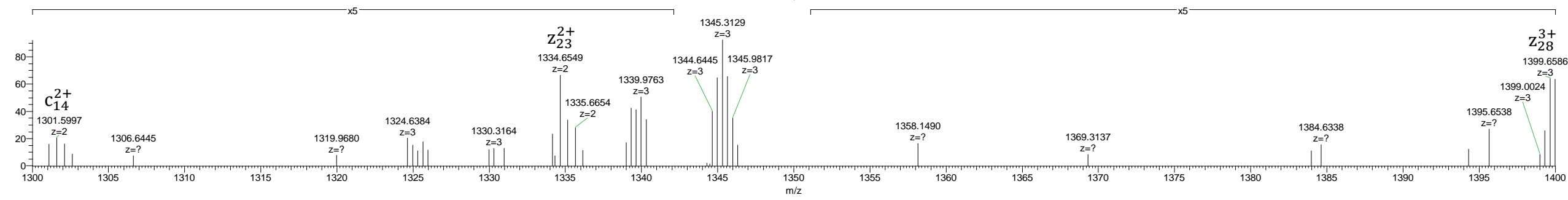
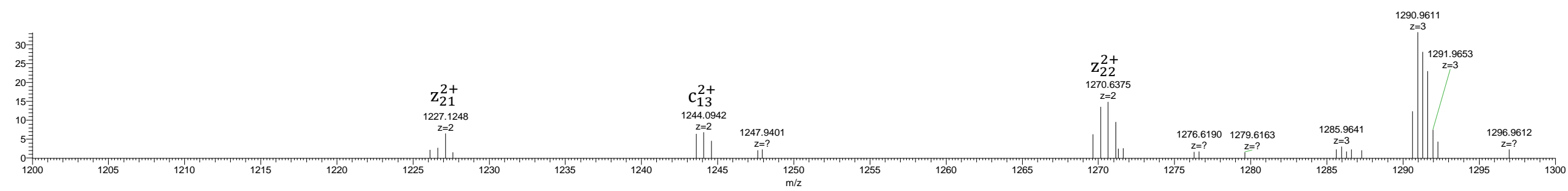
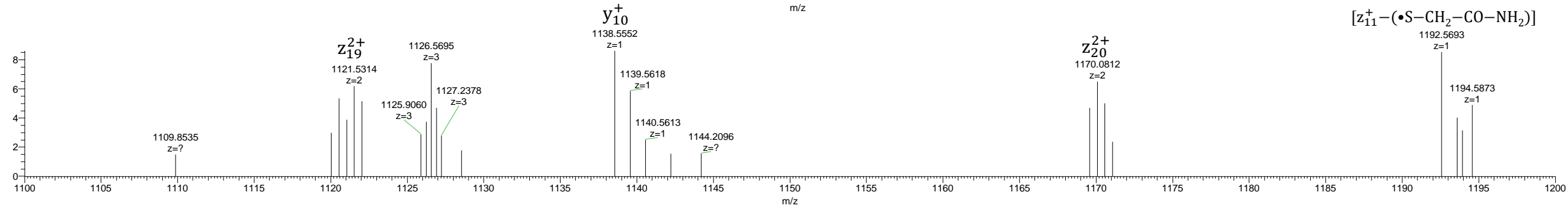
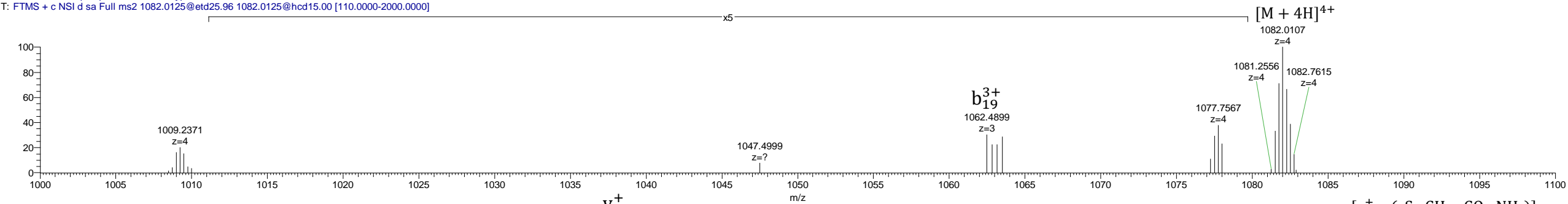


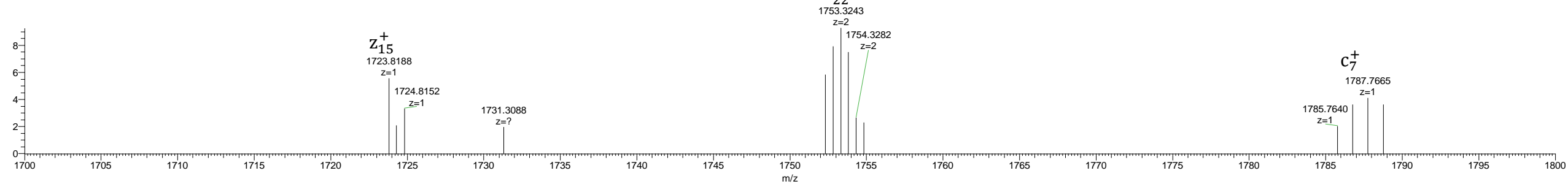
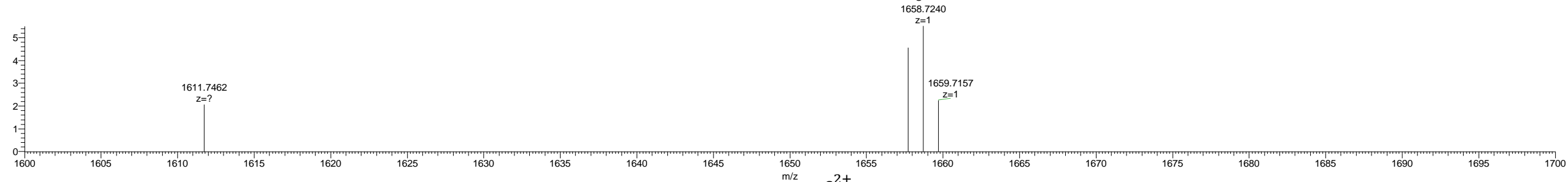
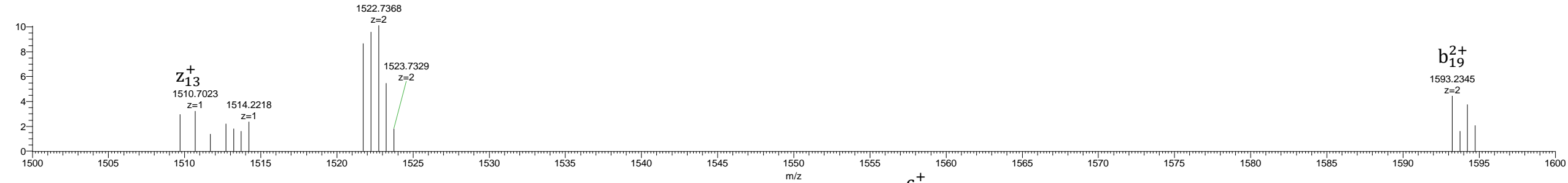
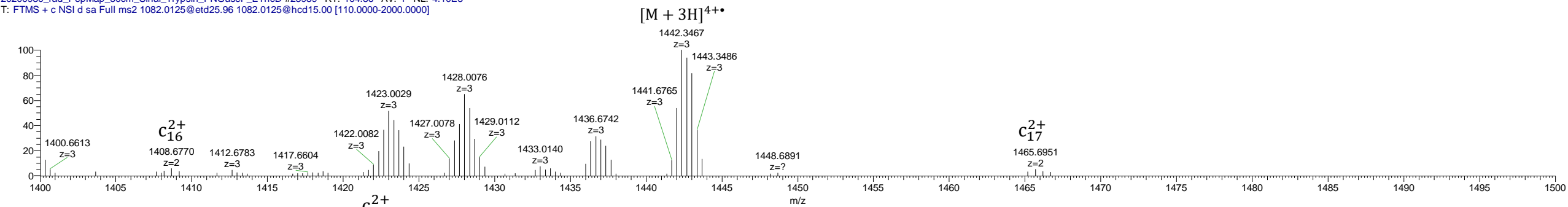
20200930\_rad\_PepMap\_50cm\_Sinai\_Trypsin\_PNGaseF\_ETHcD #25959 RT: 104.86 AV: 1 NL: 5.29E4  
T: FTMS + c NSI d sa Full ms2 1082.0125@etd25.96 1082.0125@hcd15.00 [110.0000-2000.0000]



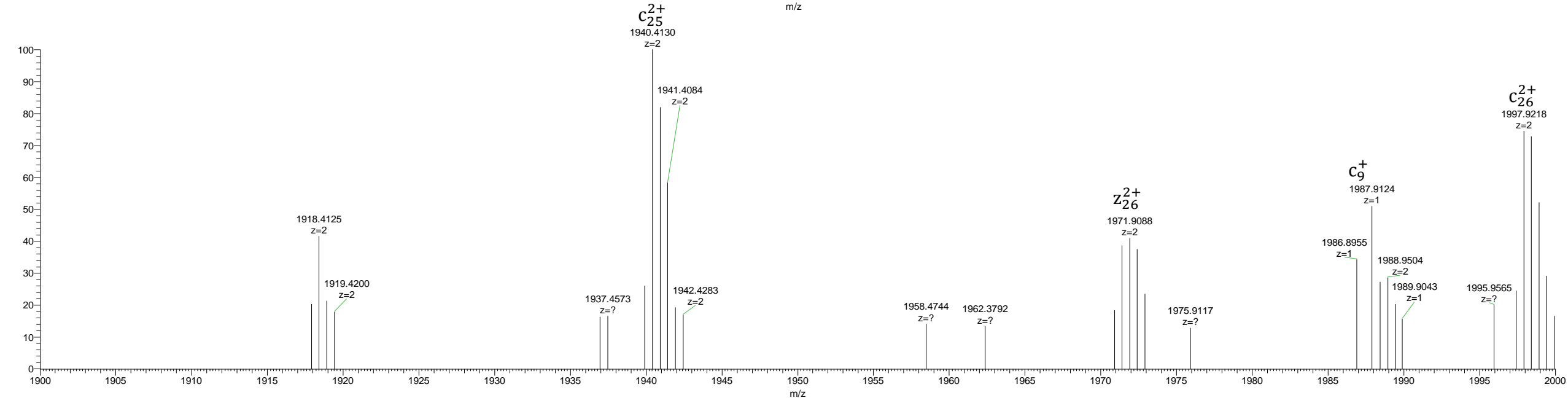
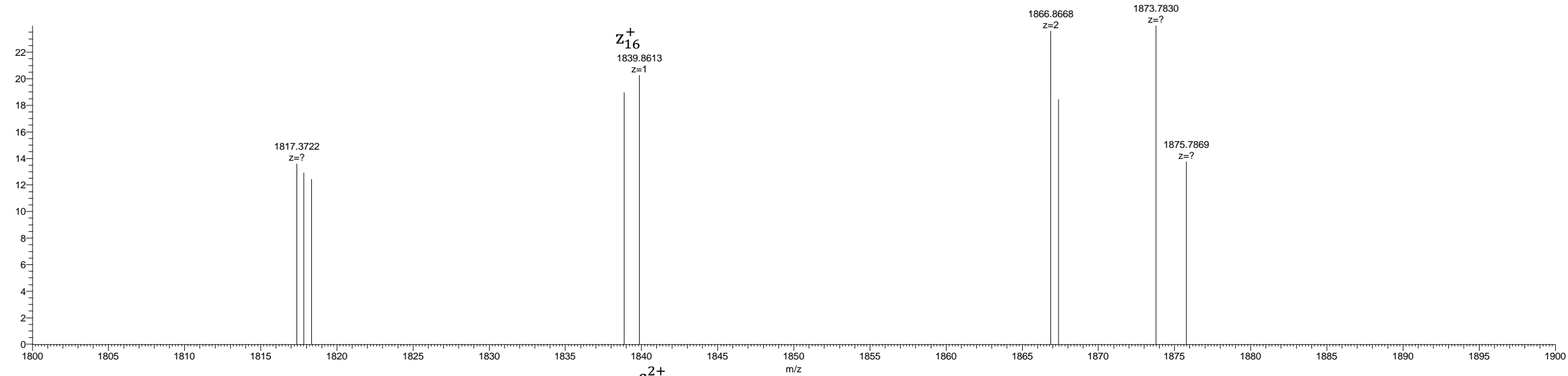
20200930\_rad\_PepMap\_50cm\_Sinai\_Trypsin\_PNGaseF\_ETHcD #25959 RT: 104.86 AV: 1 NL: 2.57E4  
T: FTMS + c NSI d sa Full ms2 1082.0125@etd25.96 1082.0125@hcd15.00 [110.0000-2000.0000]







20200930\_rad\_PepMap\_50cm\_Sinai\_Trypsin\_PNGaseF\_EThcD #25959 RT: 104.86 AV: 1 NL: 4.79E4  
T: FTMS + c NSI d sa Full ms2 1082.0125@etd25.96 1082.0125@hcd15.00 [110.0000-2000.0000]

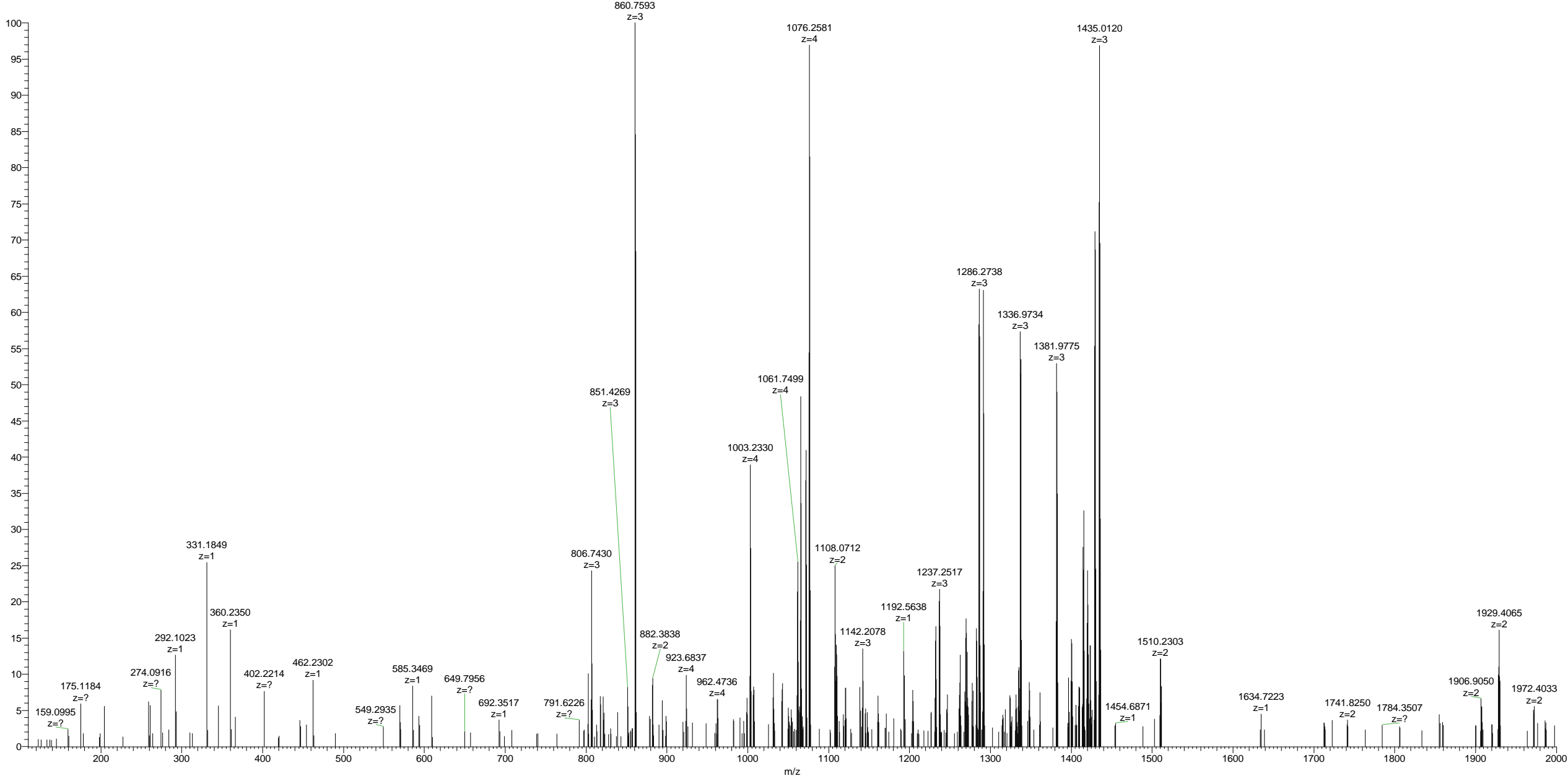


c4+	c3+	c2+	c+		AA		z•+	z•2+	z•3+	z•4+
33.0219	43.6935	65.0366	129.0659	1	Q (pyroGlu)	29				
72.0472	95.7272	143.0871	285.1670	2	R	28	4195.9513	2098.4793	1399.3219	1049.7433
96.8143	128.7500	192.6213	384.2354	3	V	27	4039.8502	2020.4287	1347.2882	1010.7180
128.8289	171.4362	256.6506	512.2940	4	Q	26	3940.7818	1970.8945	1314.2654	985.9509
153.0921	203.7871	305.1770	609.3467	5	P	25	3812.7232	1906.8652	1271.5792	953.9362
415.1848	553.2440	829.3623	1657.7174	6	T (Glycan)	24	3715.6704	1858.3388	1239.2283	929.6731
447.4455	596.2582	893.8836	1786.7600	7	E	23	2667.2997	1334.1535	889.7714	667.5804
469.2035	625.2689	937.3997	1873.7921	8	S	22	2538.2571	1269.6322	846.7572	635.3197
497.4745	662.9636	993.9417	1986.8761	9	I	21	2451.2251	1226.1162	817.7465	613.5617
522.2416	695.9864	1043.4759	2085.9445	10	V	20	2338.1410	1169.5741	780.0519	585.2907
561.2669	748.0201	1121.5265	2242.0456	11	R	19	2239.0726	1120.0399	747.0290	560.5236
598.0340	797.0429	1195.0607	2389.1141	12	F	18	2082.9715	1041.9894	694.9953	521.4983
622.2972	829.3938	1243.5870	2486.1668	13	P	17	1935.9031	968.4552	645.9725	484.7312
651.0539	867.7361	1301.1005	2601.1937	14	N (deam)	16	1838.8503	919.9288	613.6216	460.4680
679.3249	905.4308	1357.6425	2714.2778	15	I	15	1723.8234	862.4153	575.2793	431.7113
704.5868	939.1133	1408.1664	2815.3255	16	T	14	1610.7393	805.8733	537.5846	403.4403
733.0976	977.1277	1465.1878	2929.3684	17	N	13	1509.6917	755.3495	503.9021	378.1784
761.3686	1014.8223	1521.7299	3042.4525	18	L	12	1395.6487	698.3280	465.8878	349.6676
801.3762	1068.1659	1601.7452	3202.4831	19	C	11	1282.5647	641.7860	428.1931	321.3966
825.6394	1100.5168	1650.2716	3299.5359	20	P	10	1122.5340	561.7706	374.8495	281.3890
862.4065	1149.5396	1723.8058	3446.6043	21	F	9	1025.4812	513.2443	342.4986	257.1258
876.6619	1168.5468	1752.3165	3503.6258	22	G	8	878.4128	439.7101	293.4758	220.3587
908.9225	1211.5610	1816.8378	3632.6684	23	E	7	821.3914	411.1993	274.4686	206.1033
933.6896	1244.5838	1866.3720	3731.7368	24	V	6	692.3488	346.6780	231.4544	173.8426
970.4567	1293.6066	1939.9062	3878.8052	25	F	5	593.2804	297.1438	198.4316	149.0755
999.2135	1331.9489	1997.4197	3993.8321	26	N (deam)	4	446.2119	223.6096	149.4088	112.3084
1016.9728	1355.6279	2032.9383	4064.8692	27	A	3	331.1850	166.0961	111.0665	83.5517
1042.2347	1389.3105	2083.4621	4165.9169	28	T	2	260.1479	130.5776	87.3875	65.7924
				29	R	1	159.1002	80.0537	53.7049	40.5305

$$\begin{array}{r}
z_{11} : \quad 1282.5647 \\
- \quad 90.0014 \quad (\bullet\text{S-CH}_2\text{-CO-NH}_2) \\
\hline
1192.5633
\end{array}$$

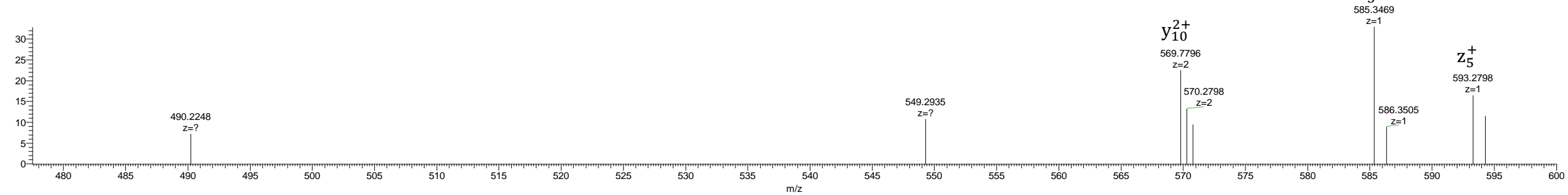
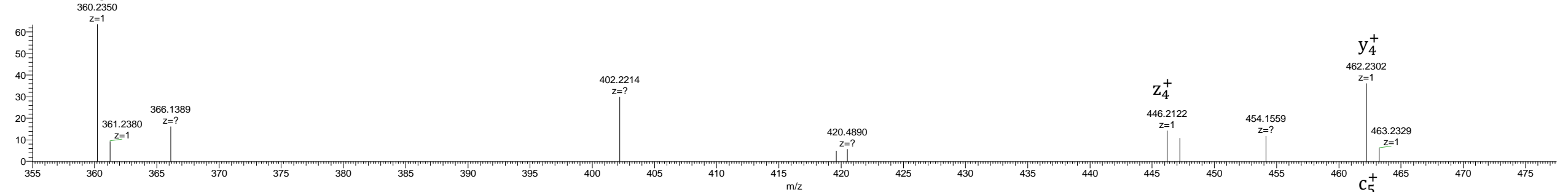
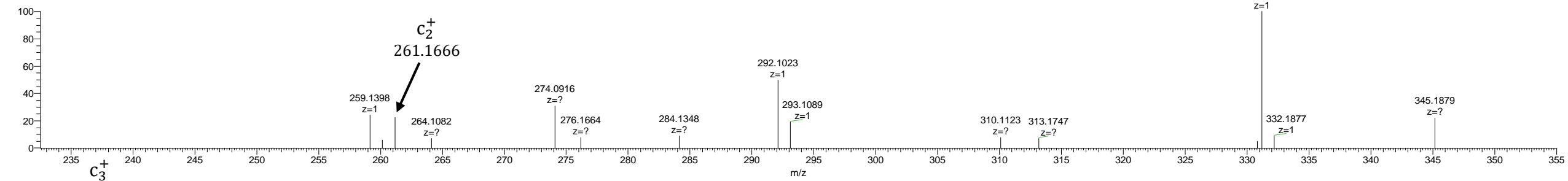
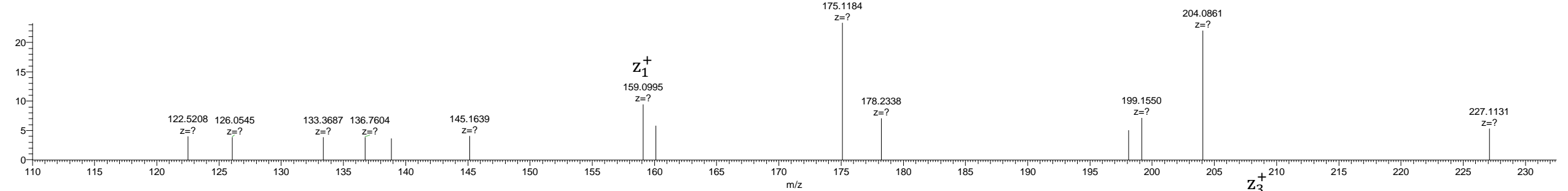
SRVQPTESIVRFPNITNLCPFGEVFNATR  
EThcD

20200930\_rad\_PepMap\_50cm\_Ragon\_Trypsin\_PNGaseF\_EThcD #29413 RT: 95.61 AV: 1 NL: 2.02E5  
T: FTMS + c NSI d sa Full ms2 861.2101@etd16.61 861.2101@hcd15.00 [110.0000-2000.0000]

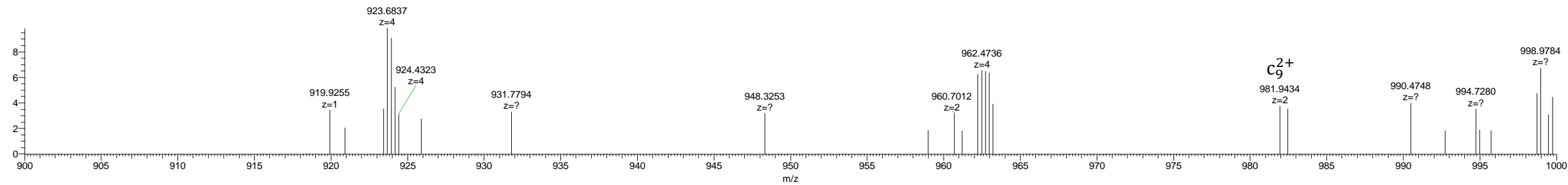
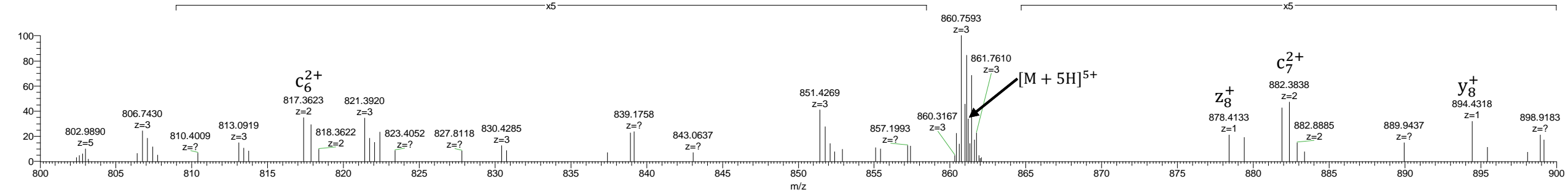
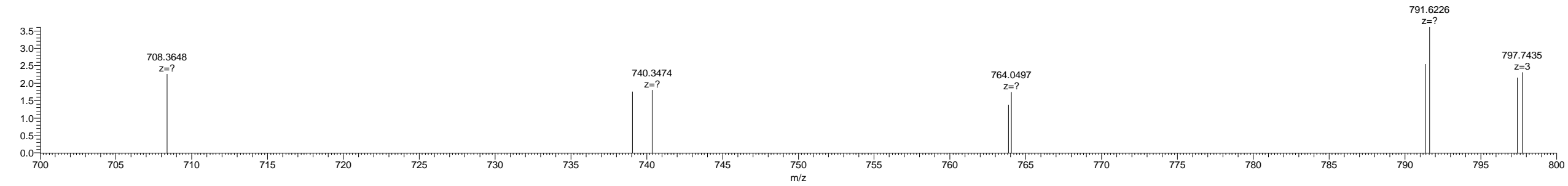
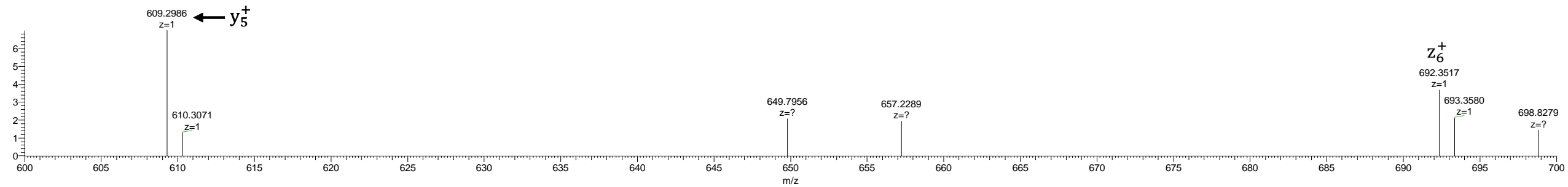


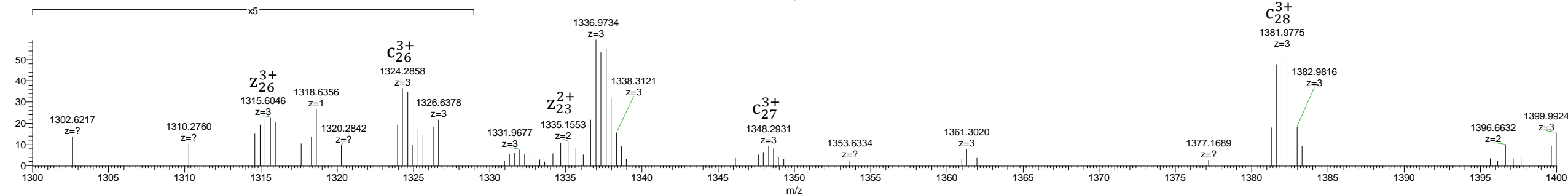
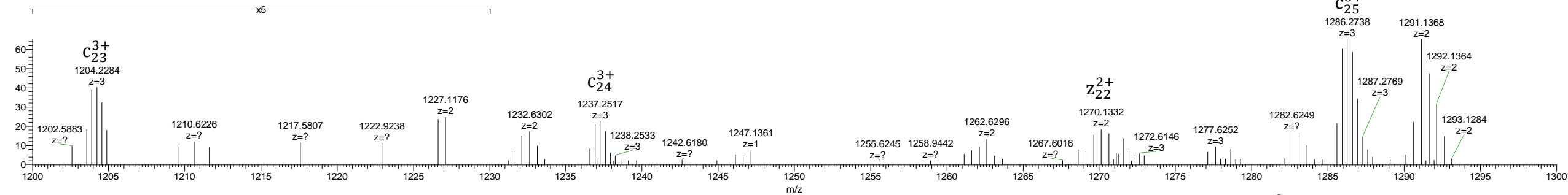
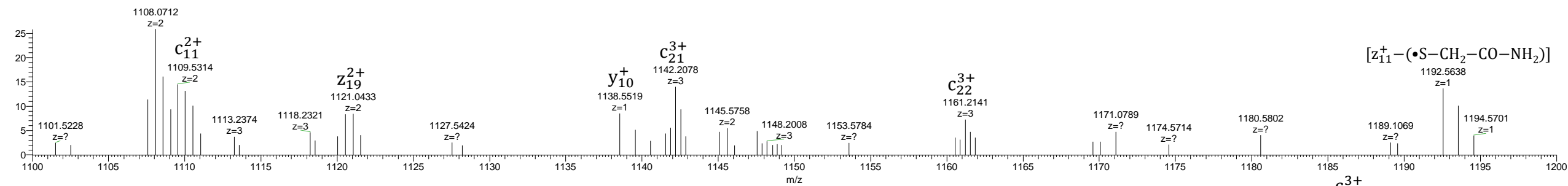
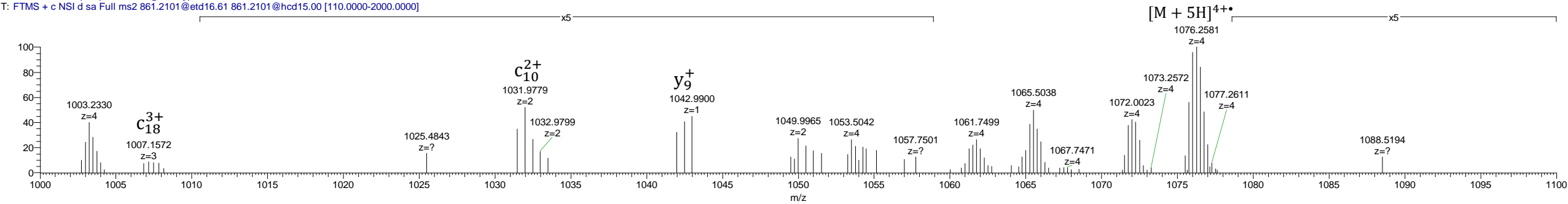


20200930\_rad\_PepMap\_50cm\_Ragon\_Trypsin\_PNGaseF\_ETHcD #29413 RT: 95.61 AV: 1 NL: 5.15E4  
T: FTMS + c NSI ds Full ms2 861.2101@etd16.61 861.2101@hcd15.00 [110.0000-2000.0000]



20200930\_rad\_PepMap\_50cm\_Ragon\_Trypsin\_PNGaseF\_ETHcD #29413 RT: 95.61 AV: 1 NL: 2.02E5  
T: FTMS + c NSI d sa Full ms2 861.2101@etd16.61 861.2101@hcd15.00 [110.0000-2000.0000]

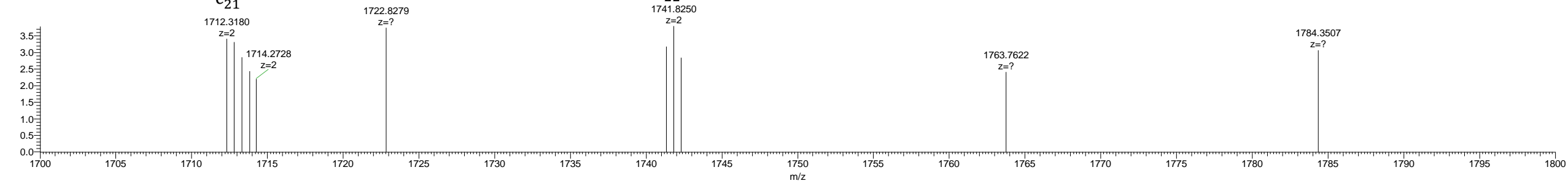
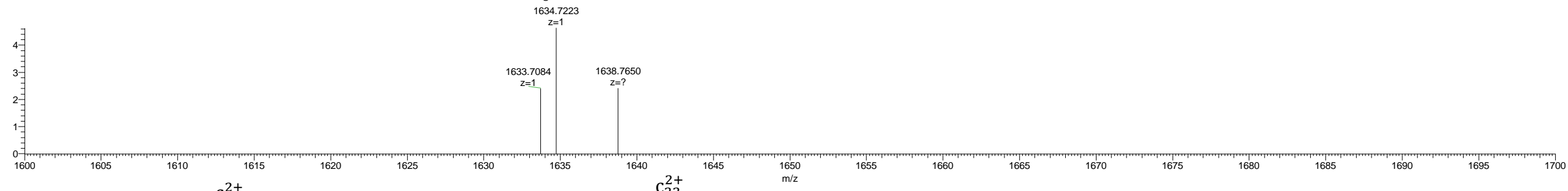
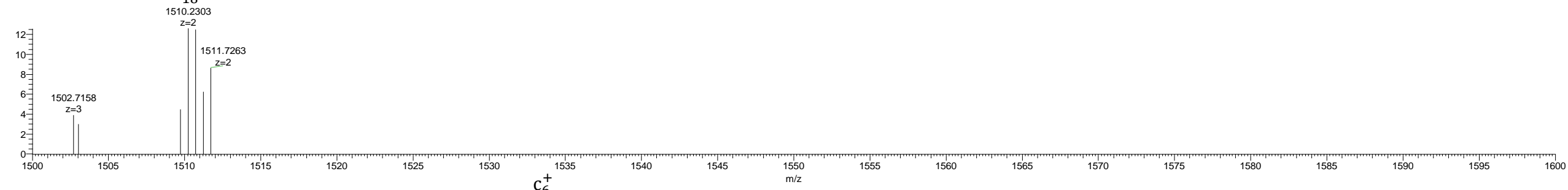
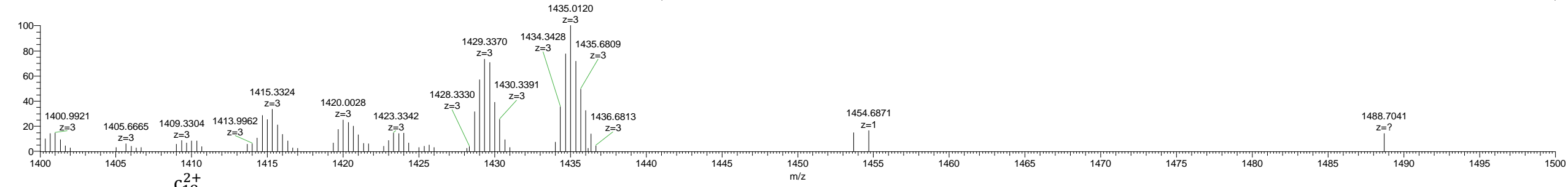




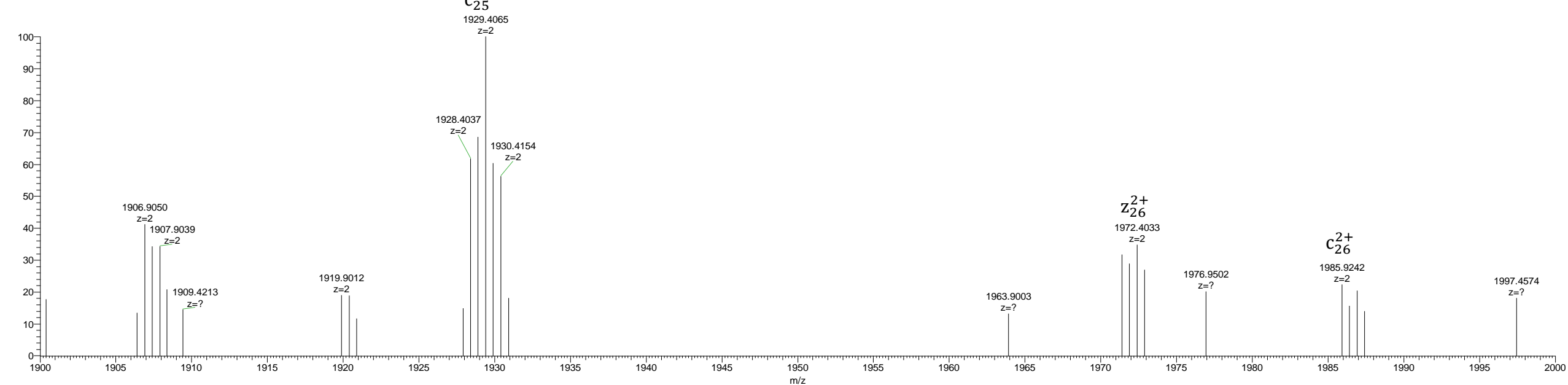
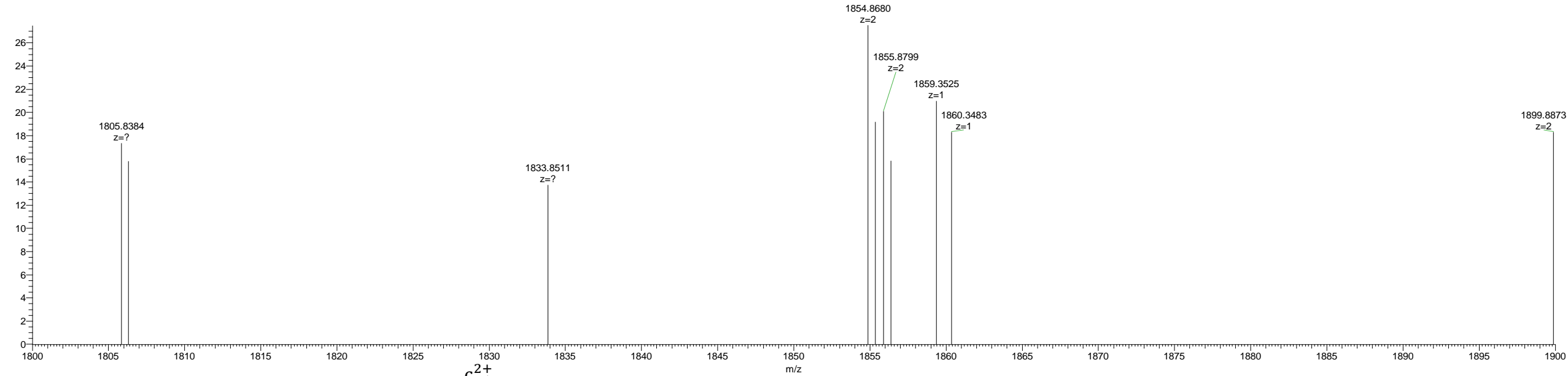
20200930\_rad\_PepMap\_50cm\_Ragon\_Trypsin\_PNGaseF\_ETHcD #29413 RT: 95.61 AV: 1 NL: 1.96E5  
T: FTMS + c NSI d sa Full ms2 861.2101@etd16.61 861.2101@hcd15.00 [110.0000-2000.0000]

$[M + 5H]^{3+}$

x5



20200930\_rad\_PepMap\_50cm\_Ragon\_Trypsin\_PNGaseF\_ETHcD #29413 RT: 95.61 AV: 1 NL: 3.25E4  
T: FTMS + c NSI d sa Full ms2 861.2101@etd16.61 861.2101@hcd15.00 [110.0000-2000.0000]

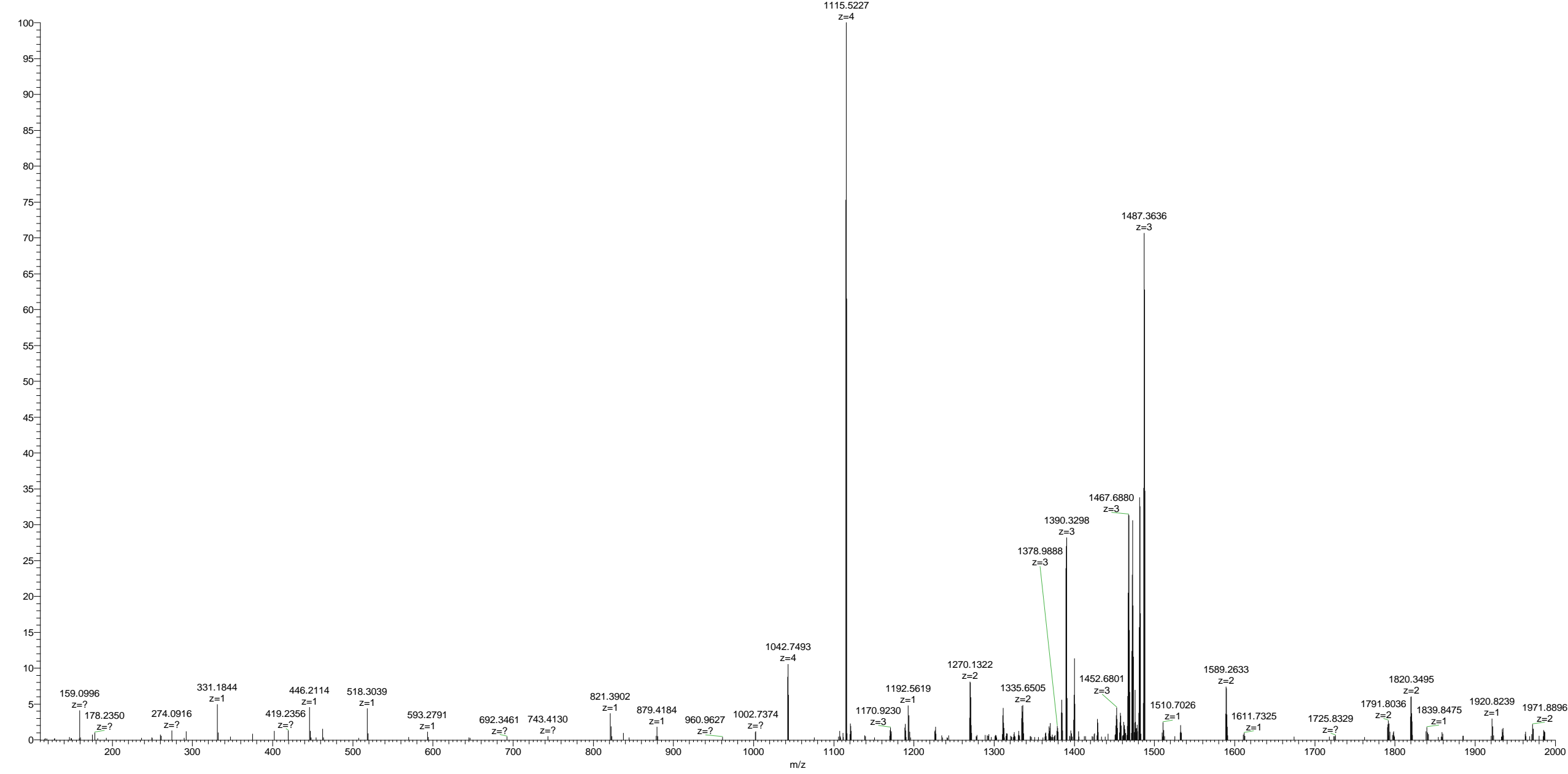


c4+	c3+	c2+	c+		AA		z•+	z•2+	z•3+	z•4+
27.0219	35.6935	53.0366	105.0659	1	S	29				
66.0472	87.7272	131.0871	261.1670	2	R	28	4195.9513	2098.4793	1399.3219	1049.7433
90.8143	120.7500	180.6213	360.2354	3	V	27	4039.8502	2020.4287	1347.2882	1010.7180
122.8289	163.4362	244.6506	488.2940	4	Q	26	3940.7818	1970.8945	1314.2654	985.9509
147.0921	195.7871	293.1770	585.3467	5	P	25	3812.7232	1906.8652	1271.5792	953.9362
409.1848	545.2440	817.3623	1633.7174	6	T (Glycan)	24	3715.6704	1858.3388	1239.2283	929.6731
441.4455	588.2582	881.8836	1762.7600	7	E	23	2667.2997	1334.1535	889.7714	667.5804
463.2035	617.2689	925.3997	1849.7921	8	S	22	2538.2571	1269.6322	846.7572	635.3197
491.4745	654.9636	981.9417	1962.8761	9	I	21	2451.2251	1226.1162	817.7465	613.5617
516.2416	687.9864	1031.4759	2061.9445	10	V	20	2338.1410	1169.5741	780.0519	585.2907
555.2669	740.0201	1109.5265	2218.0456	11	R	19	2239.0726	1120.0399	747.0290	560.5236
592.0340	789.0429	1183.0607	2365.1141	12	F	18	2082.9715	1041.9894	694.9953	521.4983
616.2972	821.3938	1231.5870	2462.1668	13	P	17	1935.9031	968.4552	645.9725	484.7312
645.0539	859.7361	1289.1005	2577.1937	14	N (deam)	16	1838.8503	919.9288	613.6216	460.4680
673.3249	897.4308	1345.6425	2690.2778	15	I	15	1723.8234	862.4153	575.2793	431.7113
698.5868	931.1133	1396.1664	2791.3255	16	T	14	1610.7393	805.8733	537.5846	403.4403
727.0976	969.1277	1453.1878	2905.3684	17	N	13	1509.6917	755.3495	503.9021	378.1784
755.3686	1006.8223	1509.7299	3018.4525	18	L	12	1395.6487	698.3280	465.8878	349.6676
795.3762	1060.1659	1589.7452	3178.4831	19	C	11	1282.5647	641.7860	428.1931	321.3966
819.6394	1092.5168	1638.2716	3275.5359	20	P	10	1122.5340	561.7706	374.8495	281.3890
856.4065	1141.5396	1711.8058	3422.6043	21	F	9	1025.4812	513.2443	342.4986	257.1258
870.6619	1160.5468	1740.3165	3479.6258	22	G	8	878.4128	439.7101	293.4758	220.3587
902.9225	1203.5610	1804.8378	3608.6684	23	E	7	821.3914	411.1993	274.4686	206.1033
927.6896	1236.5838	1854.3720	3707.7368	24	V	6	692.3488	346.6780	231.4544	173.8426
964.4567	1285.6066	1927.9062	3854.8052	25	F	5	593.2804	297.1438	198.4316	149.0755
993.2135	1323.9489	1985.4197	3969.8321	26	N (deam)	4	446.2119	223.6096	149.4088	112.3084
1010.9728	1347.6279	2020.9383	4040.8692	27	A	3	331.1850	166.0961	111.0665	83.5517
1036.2347	1381.3105	2071.4621	4141.9169	28	T	2	260.1479	130.5776	87.3875	65.7924
				29	R	1	159.1002	80.0537	53.7049	40.5305

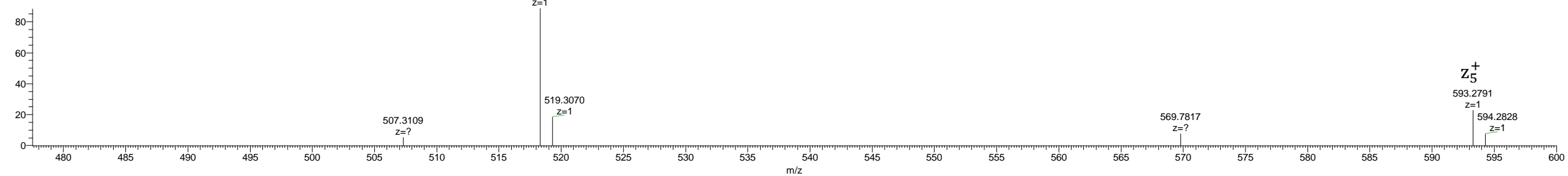
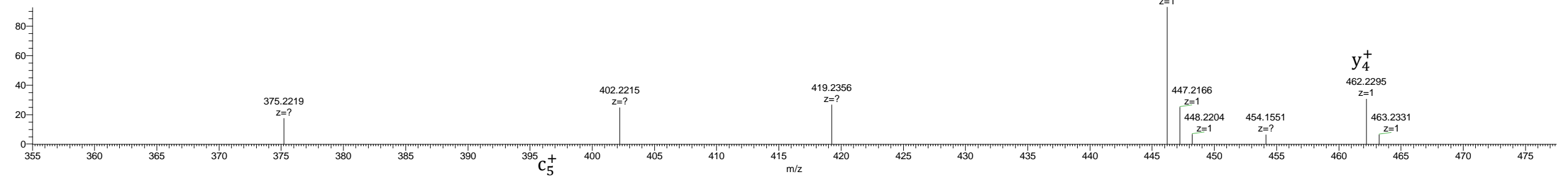
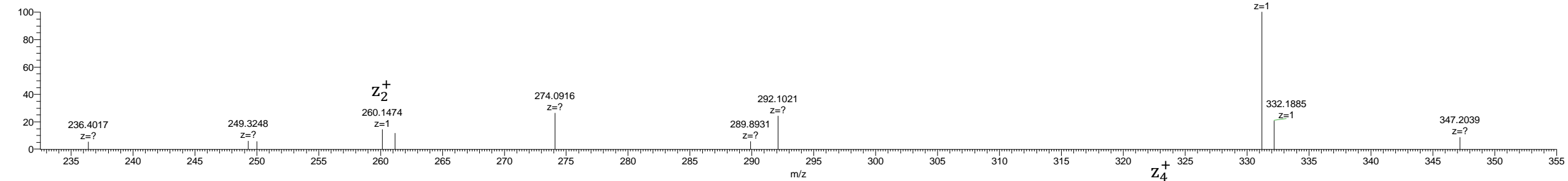
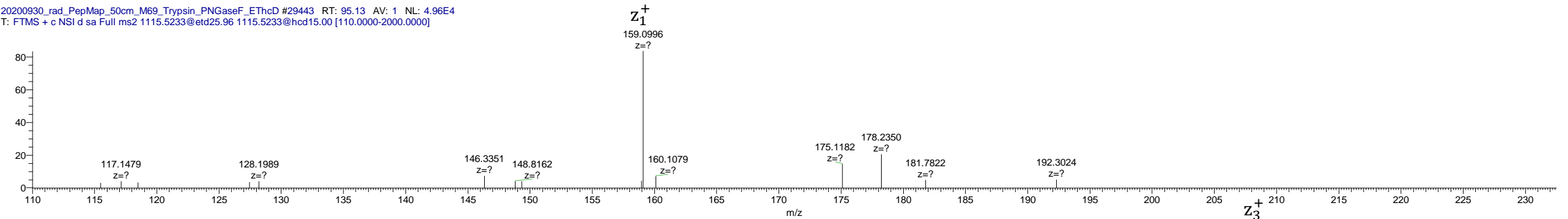
$$z_{11} : \begin{array}{r} 1282.5647 \\ - 90.0014 \\ \hline 1192.5633 \end{array} \quad (\bullet\text{S-CH}_2\text{-CO-NH}_2)$$

SASRVQPTESIVRFPNITNLCPFGEVFNATR  
EThcD

20200930\_rad\_PepMap\_50cm\_M69\_Trypsin\_PNGaseF\_EThcD #29443 RT: 95.13 AV: 1 NL: 1.01E6  
T: FTMS + c NSI d sa Full ms2 1115.5233@etd25.96 1115.5233@hcd15.00 [110.0000-2000.0000]

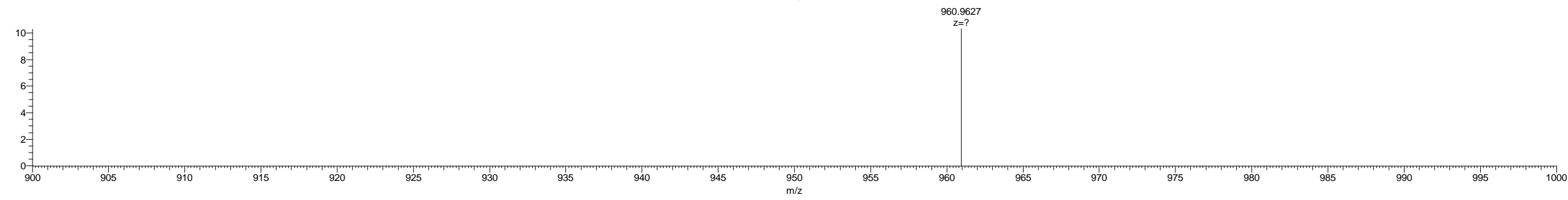
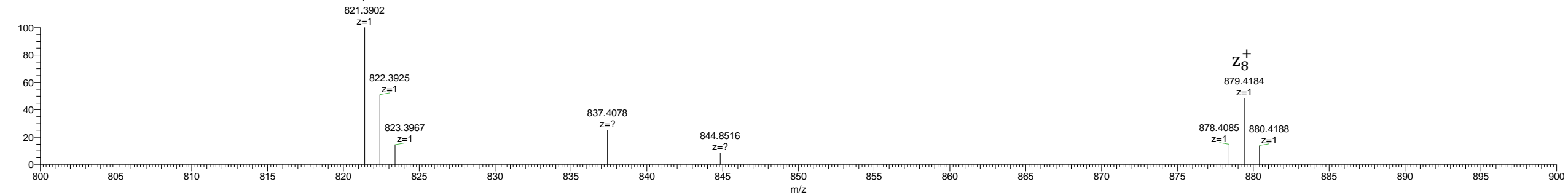
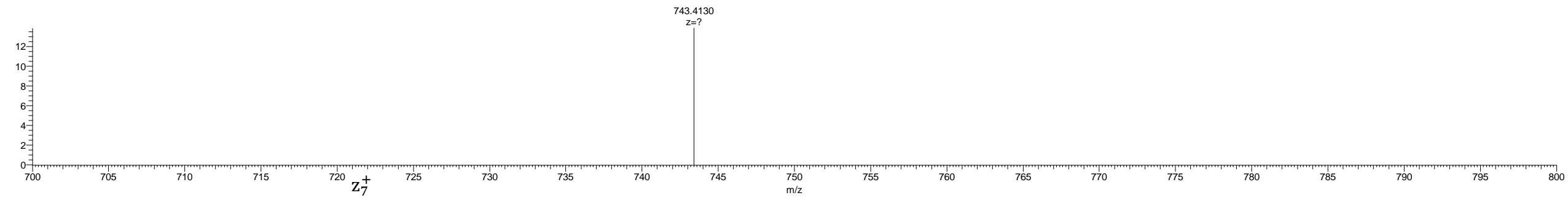
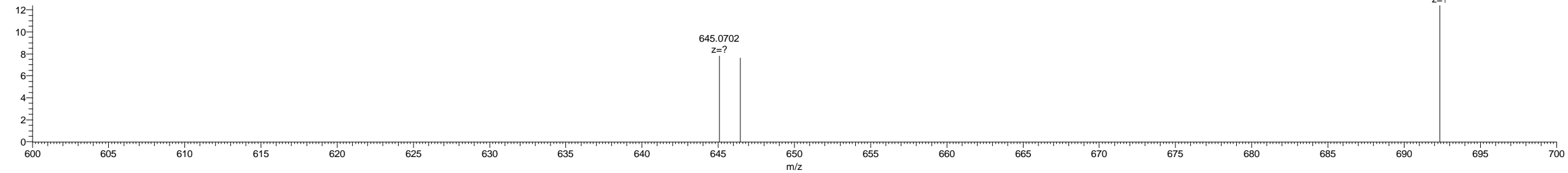



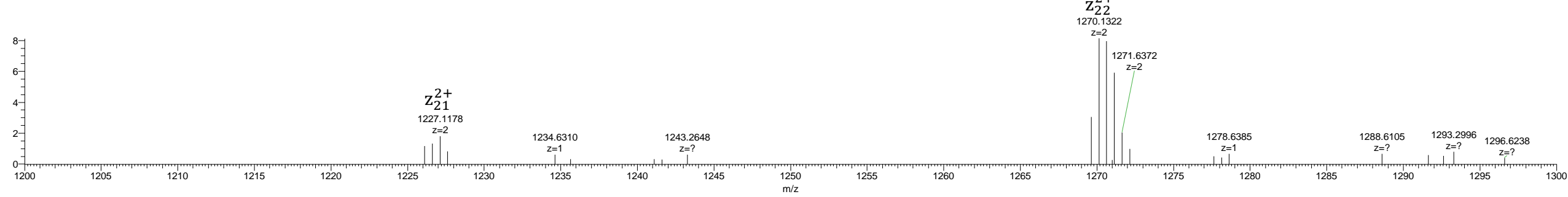
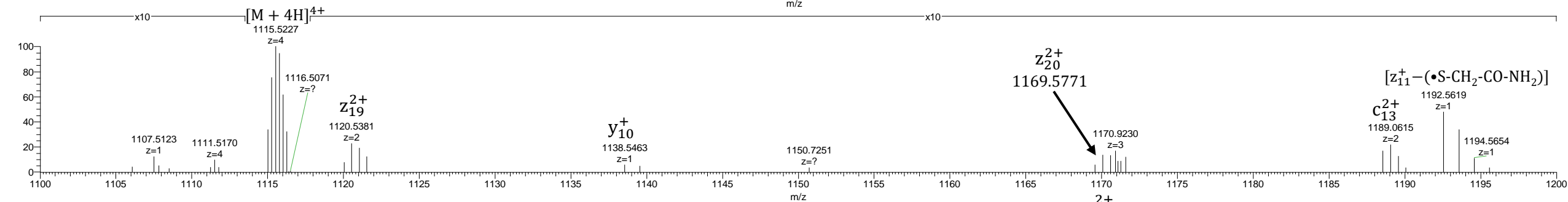
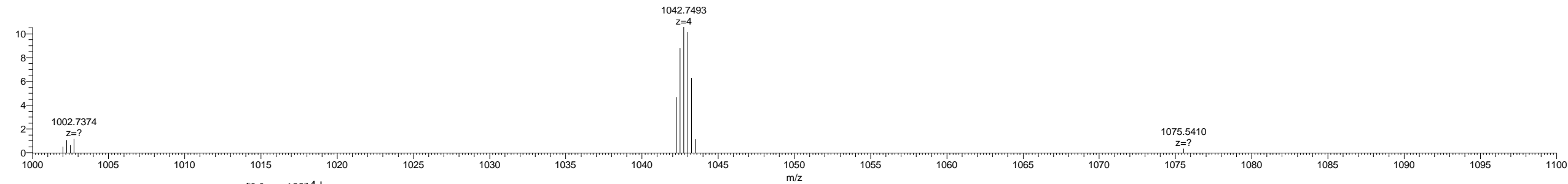
20200930\_rad\_PepMap\_50cm\_M69\_Trypsin\_PNGaseF\_ETHcD #29443 RT: 95.13 AV: 1 NL: 4.96E4  
T: FTMS + c NSI da Full ms2 1115.5233@etd25.96 1115.5233@hcd15.00 [110.0000-2000.0000]



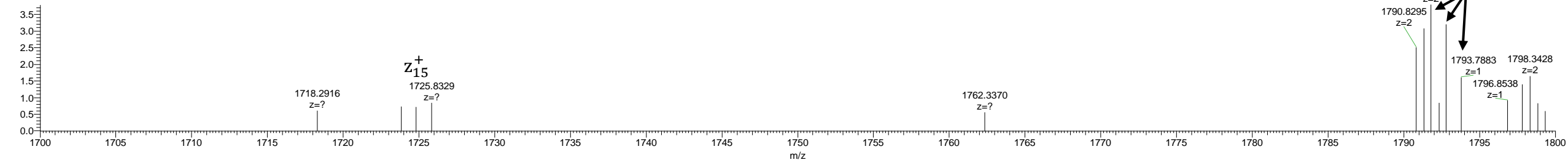
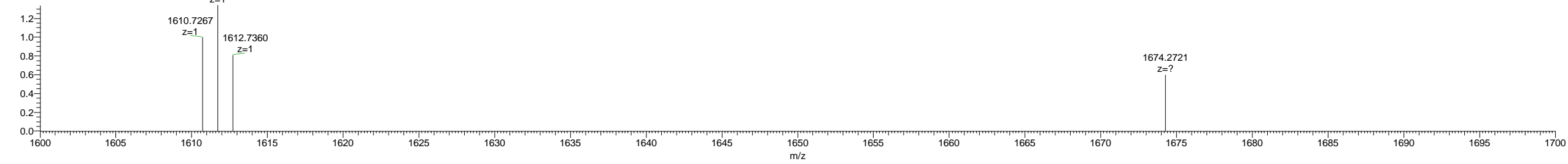
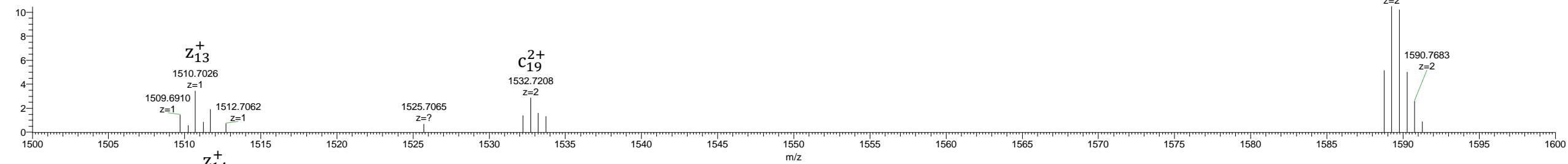
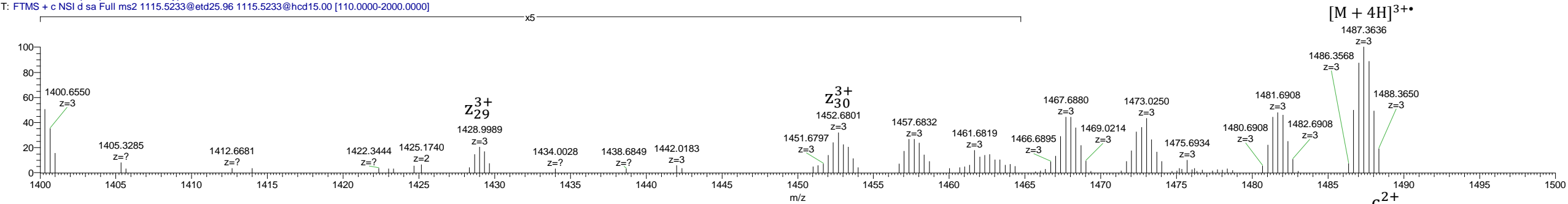


20200930\_rad\_PepMap\_50cm\_M69\_Trypsin\_PNGaseF\_ETHcD #29443 RT: 95.13 AV: 1 NL: 3.70E4  
T: FTMS + c NSI d sa Full ms2 1115.5233@etd25.96 1115.5233@hcd15.00 [110.0000-2000.0000]

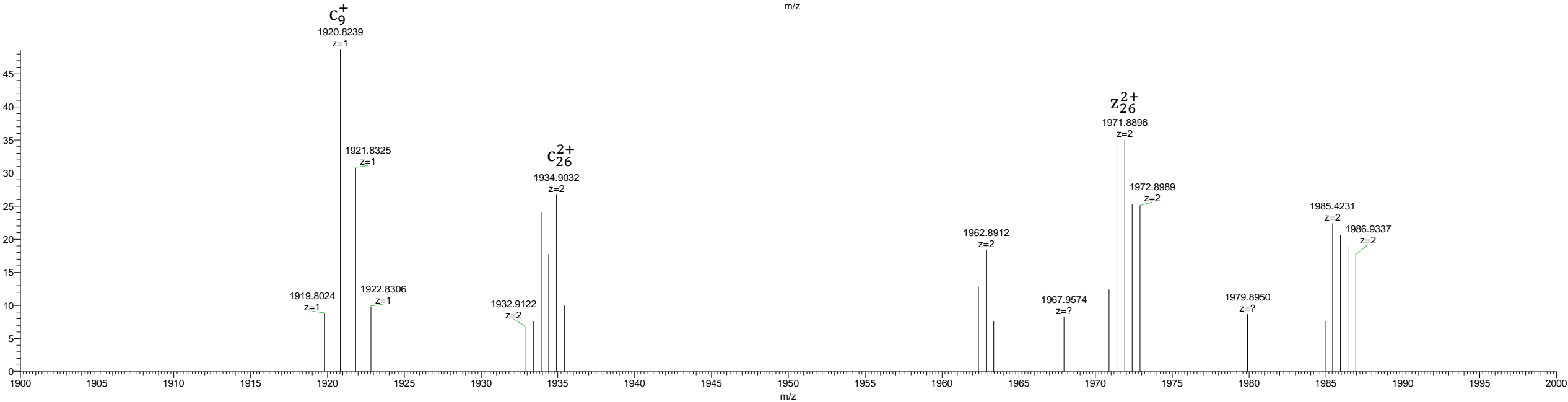
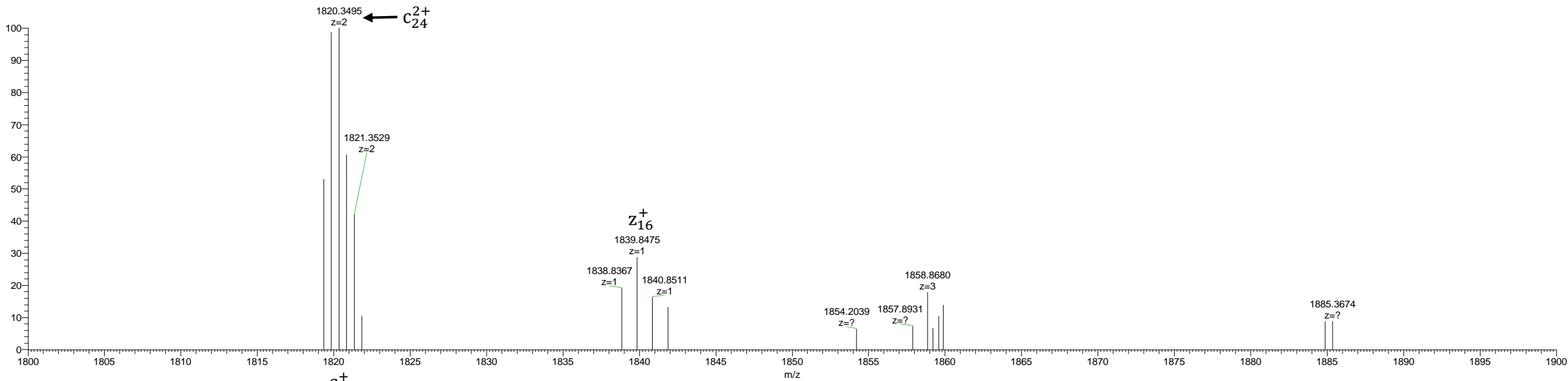




20200930\_rad\_PepMap\_50cm\_M69\_Trypsin\_PNGaseF\_ETHcD #29443 RT: 95.13 AV: 1 NL: 7.11E5  
T: FTMS + c NSI d sa Full ms2 1115.5233@etd25.96 1115.5233@hcd15.00 [110.0000-2000.0000]



20200930\_rad\_PepMap\_50cm\_M69\_Trypsin\_PNGaseF\_ETHcD #29443 RT: 95.13 AV: 1 NL: 6.08E4  
T: FTMS + c NSI d sa Full ms2 1115.5233@etd25.96 1115.5233@hcd15.00 [110.0000-2000.0000]

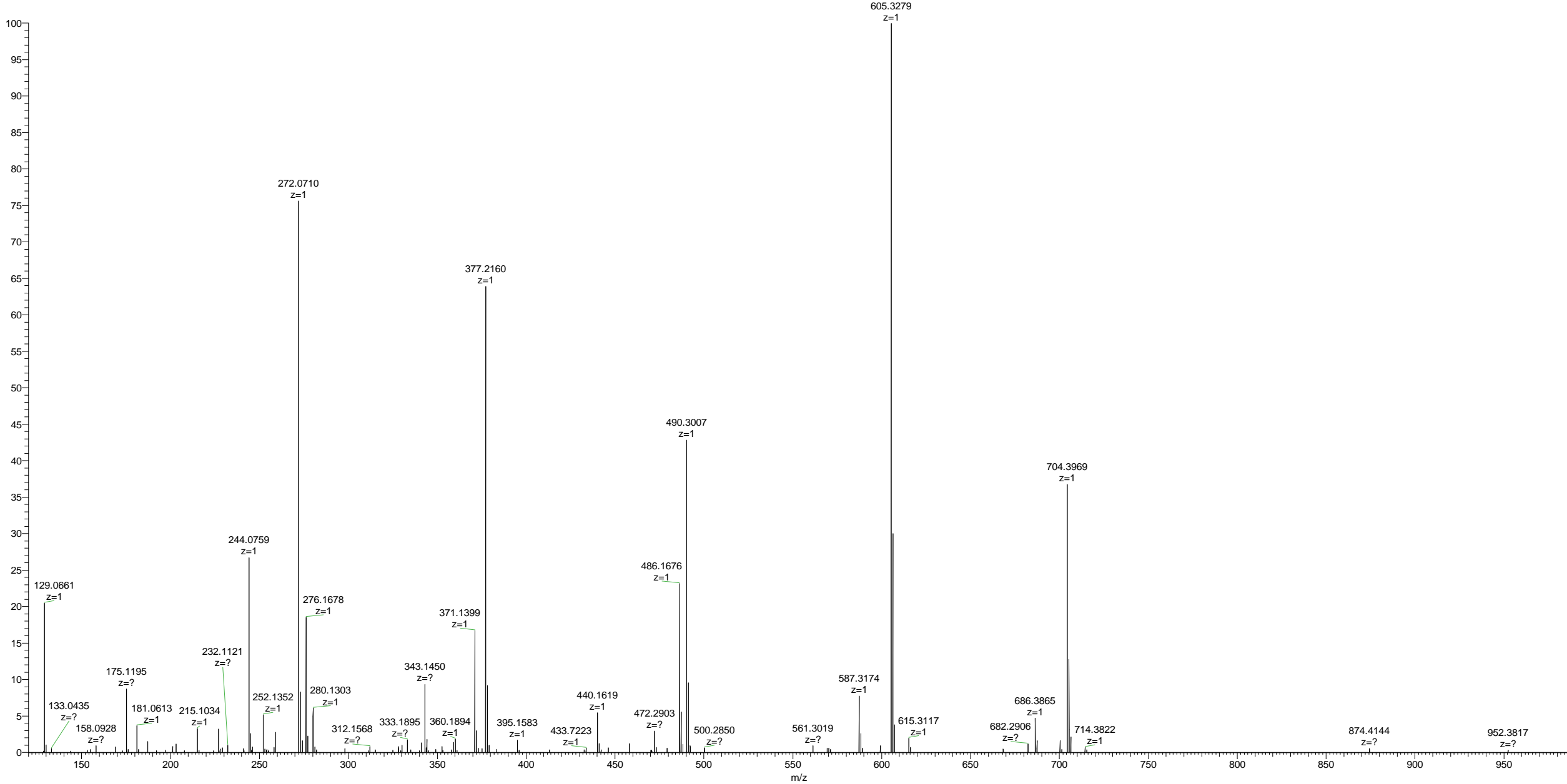


c4+	c3+	c2+	c+		AA		z++	z•2+	z•3+	z•4+
27.0219	35.6935	53.0366	105.0659	1	S	31				
44.7812	59.3725	88.5551	176.1030	2	A	30	4354.0204	2177.5138	1452.0117	1089.2606
66.5392	88.3832	132.0711	263.1350	3	S	29	4282.9833	2141.9953	1428.3326	1071.5013
105.5645	140.4169	210.1217	419.2361	4	R	28	4195.9513	2098.4793	1399.3219	1049.7433
130.3316	173.4397	259.6559	518.3045	5	V	27	4039.8502	2020.4287	1347.2882	1010.7180
162.3462	216.1259	323.6852	646.3631	6	Q	26	3940.7818	1970.8945	1314.2654	985.9509
186.6094	248.4768	372.2116	743.4159	7	P	25	3812.7232	1906.8652	1271.5792	953.9362
448.7021	597.9337	896.3969	1791.7866	8	T (Glycan)	24	3715.6704	1858.3388	1239.2283	929.6731
480.9627	640.9479	960.9182	1920.8292	9	E	23	2667.2997	1334.1535	889.7714	667.5804
502.7208	669.9586	1004.4342	2007.8612	10	S	22	2538.2571	1269.6322	846.7572	635.3197
530.9918	707.6533	1060.9763	2120.9453	11	I	21	2451.2251	1226.1162	817.7465	613.5617
555.7589	740.6761	1110.5105	2220.0137	12	V	20	2338.1410	1169.5741	780.0519	585.2907
594.7841	792.7098	1188.5610	2376.1148	13	R	19	2239.0726	1120.0399	747.0290	560.5236
631.5513	841.7326	1262.0952	2523.1832	14	F	18	2082.9715	1041.9894	694.9953	521.4983
655.8144	874.0835	1310.6216	2620.2360	15	P	17	1935.9031	968.4552	645.9725	484.7312
684.5712	912.4258	1368.1351	2735.2629	16	N (deam)	16	1838.8503	919.9288	613.6216	460.4680
712.8422	950.1205	1424.6771	2848.3470	17	I	15	1723.8234	862.4153	575.2793	431.7113
738.1041	983.8031	1475.2009	2949.3946	18	T	14	1610.7393	805.8733	537.5846	403.4403
766.6148	1021.8174	1532.2224	3063.4376	19	N	13	1509.6917	755.3495	503.9021	378.1784
794.8859	1059.5121	1588.7644	3176.5216	20	L	12	1395.6487	698.3280	465.8878	349.6676
834.8935	1112.8556	1668.7798	3336.5523	21	C	11	1282.5647	641.7860	428.1931	321.3966
859.1567	1145.2065	1717.3062	3433.6050	22	P	10	1122.5340	561.7706	374.8495	281.3890
895.9238	1194.2293	1790.8404	3580.6734	23	F	9	1025.4812	513.2443	342.4986	257.1258
910.1792	1213.2365	1819.3511	3637.6949	24	G	8	878.4128	439.7101	293.4758	220.3587
942.4398	1256.2507	1883.8724	3766.7375	25	E	7	821.3914	411.1993	274.4686	206.1033
967.2069	1289.2735	1933.4066	3865.8059	26	V	6	692.3488	346.6780	231.4544	173.8426
1003.9740	1338.2963	2006.9408	4012.8743	27	F	5	593.2804	297.1438	198.4316	149.0755
1032.7308	1376.6386	2064.4543	4127.9013	28	N (deam)	4	446.2119	223.6096	149.4088	112.3084
1050.4900	1400.3176	2099.9728	4198.9384	29	A	3	331.1850	166.0961	111.0665	83.5517
1075.7520	1434.0002	2150.4967	4299.9861	30	T	2	260.1479	130.5776	87.3875	65.7924
				31	R	1	159.1002	80.0537	53.7049	40.5305

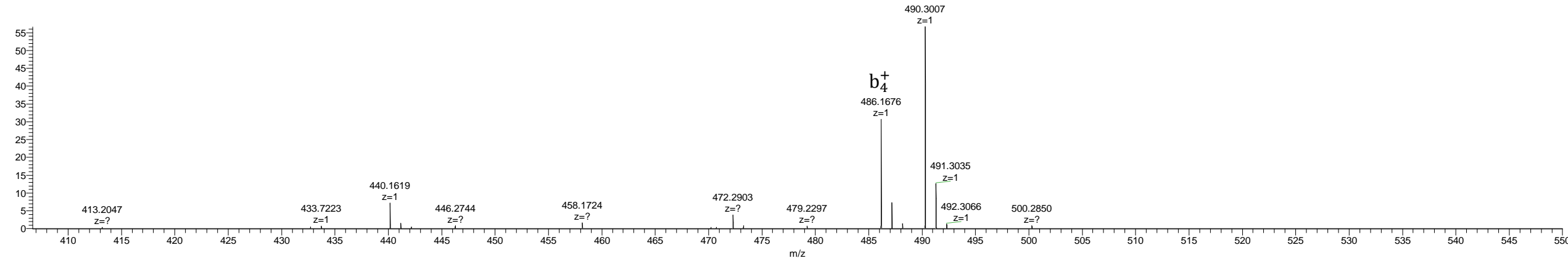
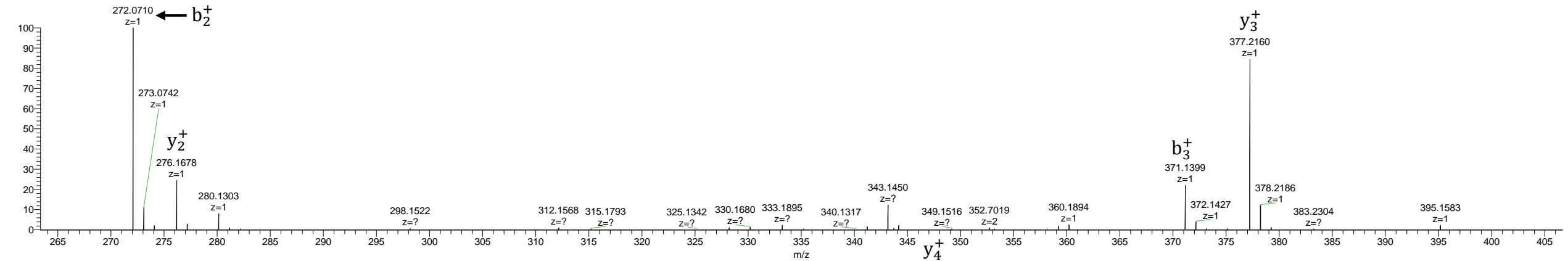
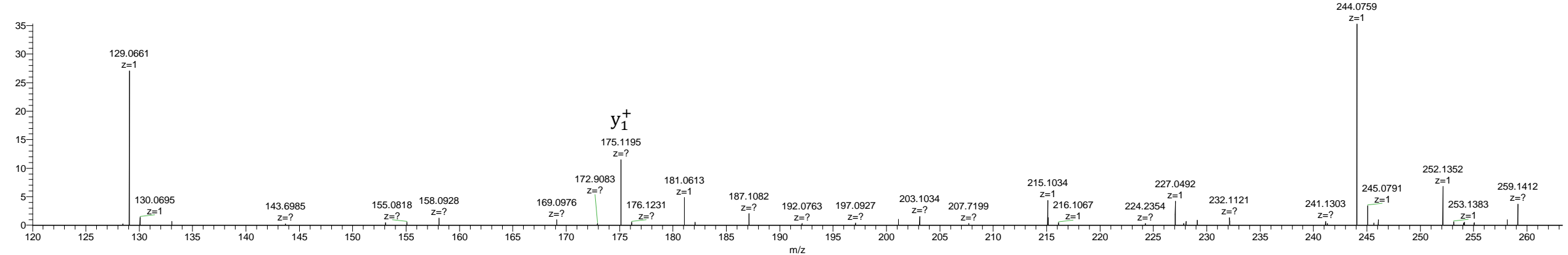
$$z_{11} : \begin{array}{r} 1282.5647 \\ - \quad 90.0014 \\ \hline 1192.5633 \end{array} \quad (\bullet S-CH_2-CO-NH_2)$$

QCVNLTR  
HCD

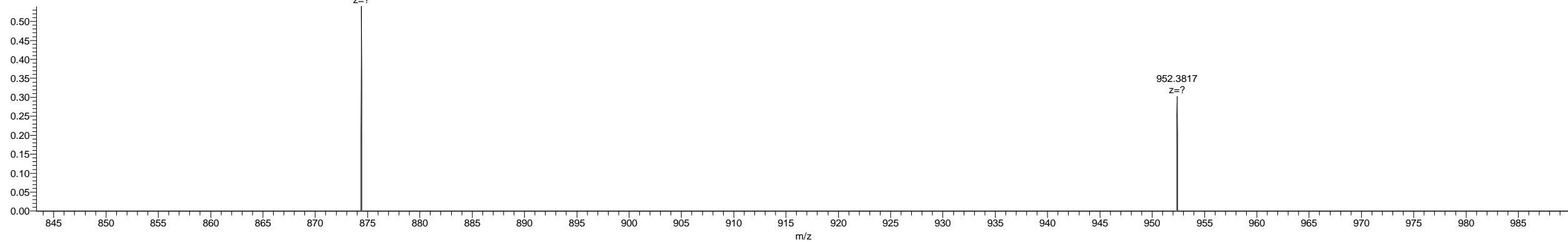
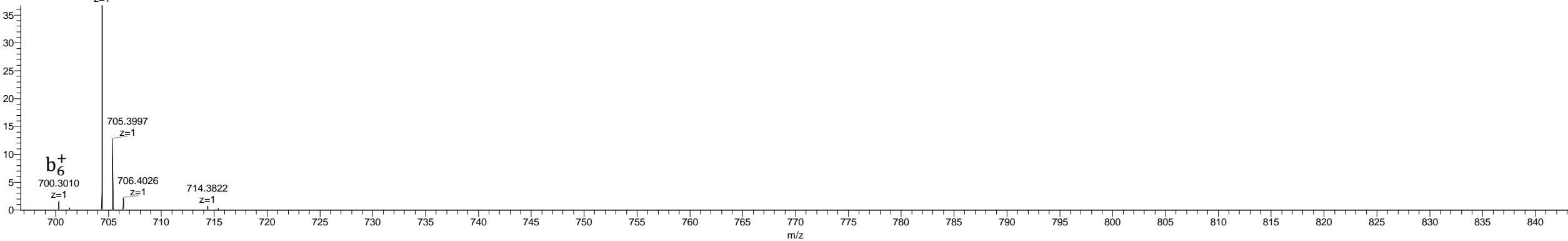
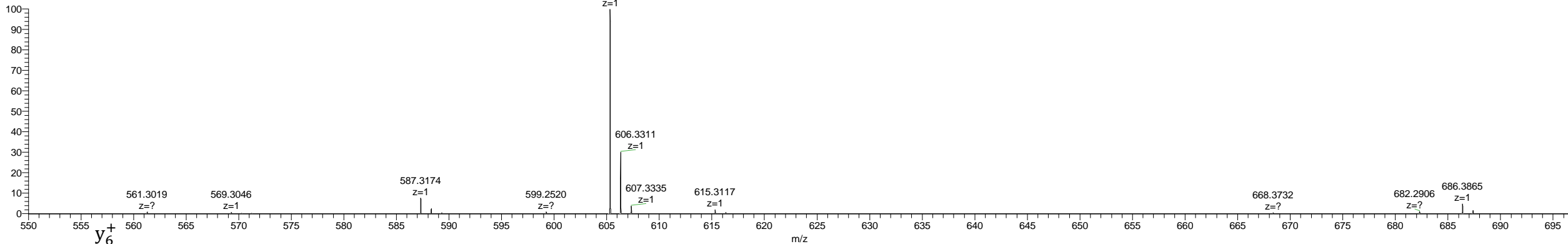
20201214\_RAD\_PepMap\_50cm\_SpikeFL\_PNGaseF\_Tryp\_GlycoGlycan #9834 RT: 40.05 AV: 1 NL: 4.35E8  
T: FTMS + p NSI d Full ms2 488.2340@hcd28.00 [120.0000-987.0000]



20201214\_RAD\_PepMap\_50cm\_SpikeFL\_PNGaseF\_Tryp\_GlycoGlycan #9834 RT: 40.05 AV: 1 NL: 3.29E8  
T: FTMS + p NSI d Full ms2 488.2340@hcd28.00 [120.0000-987.0000]



20201214\_RAD\_PepMap\_50cm\_SpikeFL\_PNGaseF\_Tryp\_GlycoGlycan #9834 RT: 40.05 AV: 1 NL: 4.35E8  
T: FTMS + p NSI d Full ms2 488.2340@hcd28.00 [120.0000-987.0000]

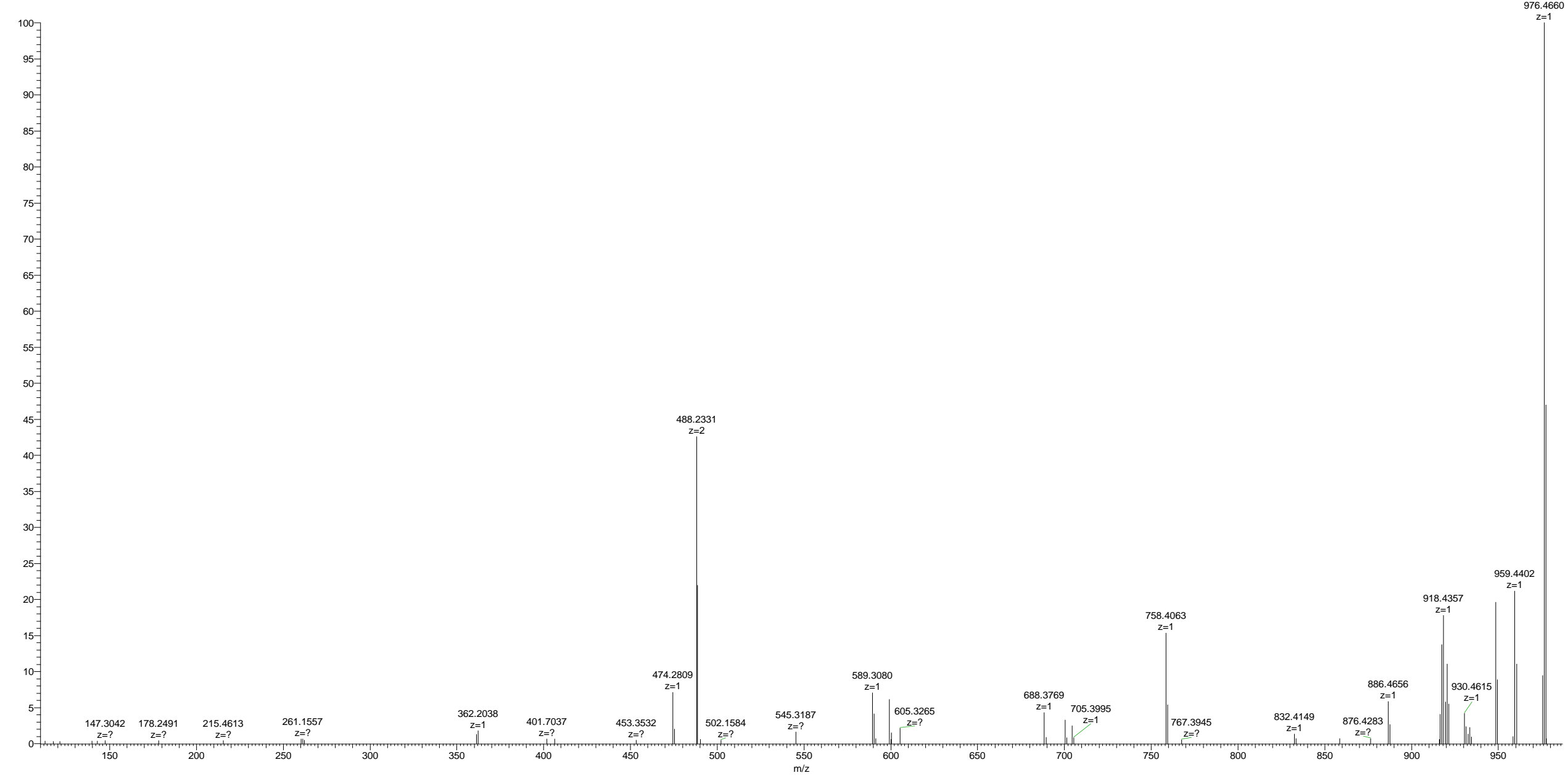




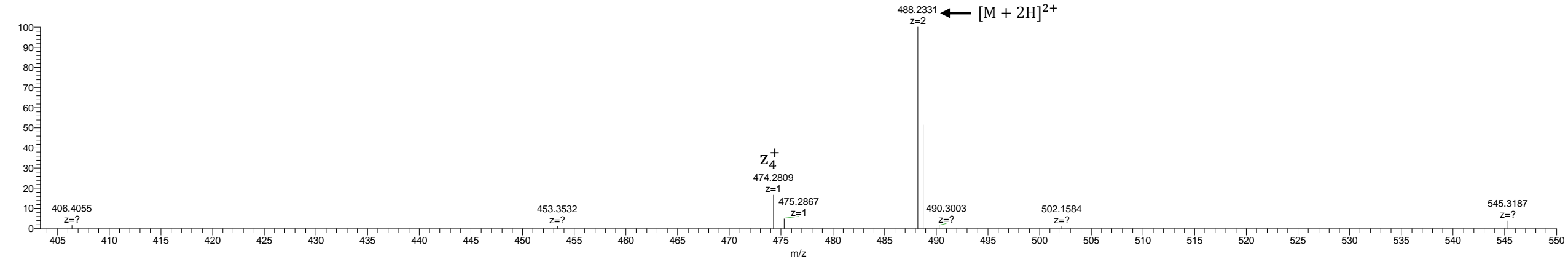
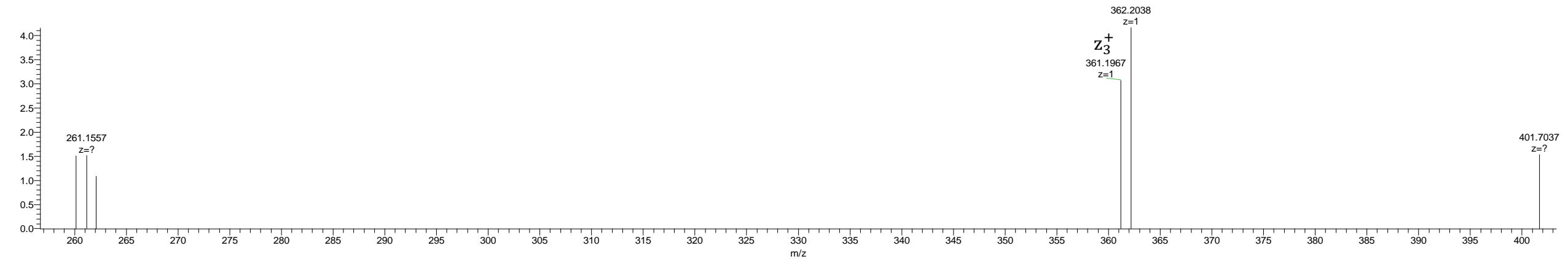
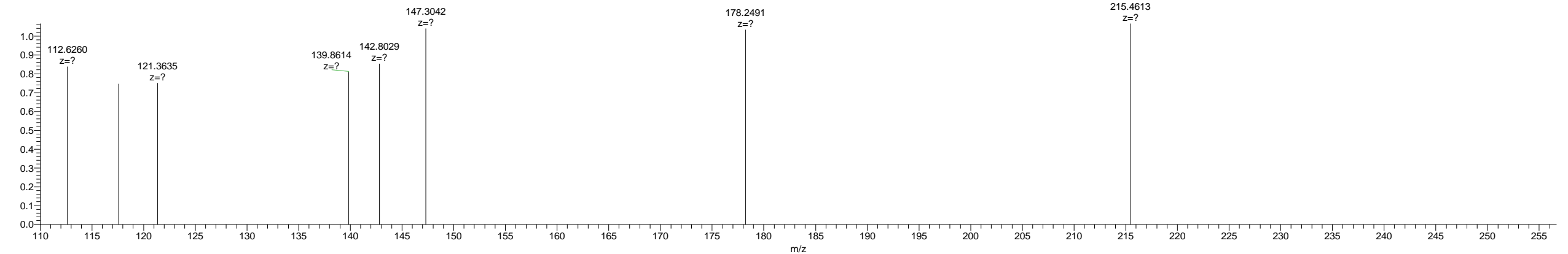
<b>b+</b>		<b>AA</b>		<b>y+</b>
112.0393	1	Q (pyroGlu)	8	
272.0700	2	C	7	864.4244
371.1384	3	V	6	704.3937
486.1653	4	N (deam)	5	605.3253
599.2494	5	L	4	490.2984
700.2971	6	T	3	377.2143
801.3447	7	T	2	276.1666
	8	R	1	175.1190

QCVNLTR  
ETD

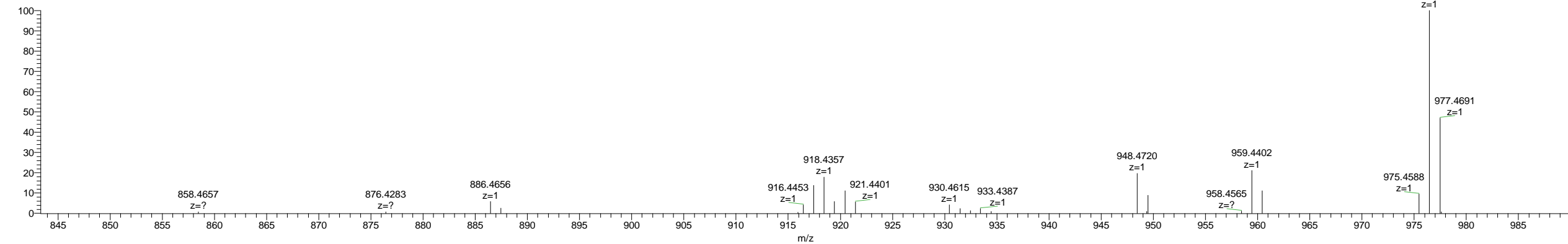
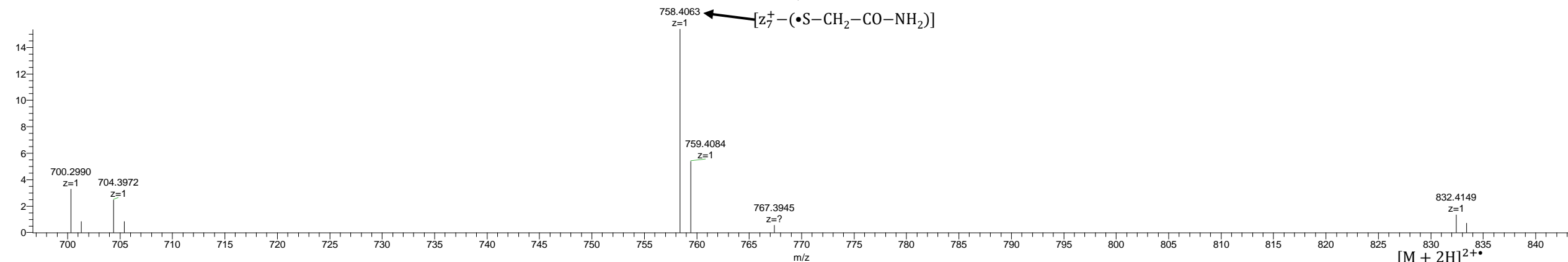
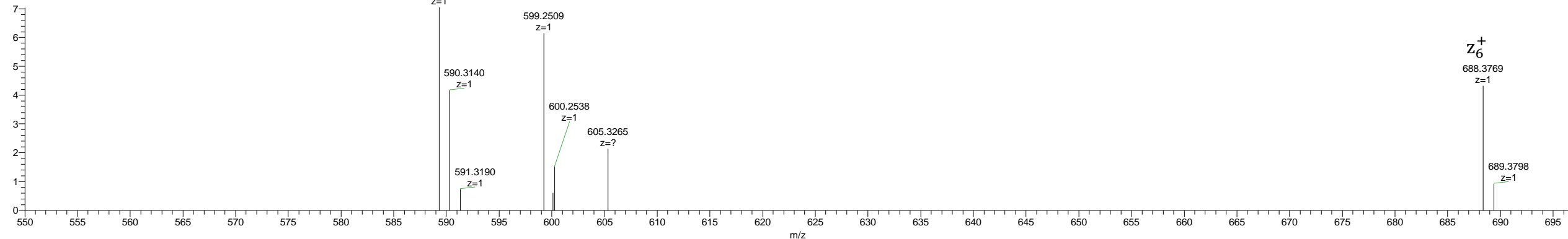
20201214\_RAD\_PepMap\_50cm\_SpikeFL\_PNGaseF\_Tryp\_ETD #11777 RT: 39.98 AV: 1 NL: 3.67E8  
T: FTMS + c NSI d Full ms2 488.2333@etd104.58 [110.0000-987.0000]



20201214\_RAD\_PepMap\_50cm\_SpikeFL\_PNGaseF\_Tryp\_ETD #11777 RT: 39.98 AV: 1 NL: 1.57E8  
T: FTMS + c NSI d Full ms2 488.2333@etd104.58 [110.0000-987.0000]



20201214\_RAD\_PepMap\_50cm\_SpikeFL\_PNGaseF\_Tryp\_ETD #11777 RT: 39.98 AV: 1 NL: 3.67E8  
T: FTMS + c NSI d Full ms2 488.2333@etd104.58 [110.0000-987.0000]

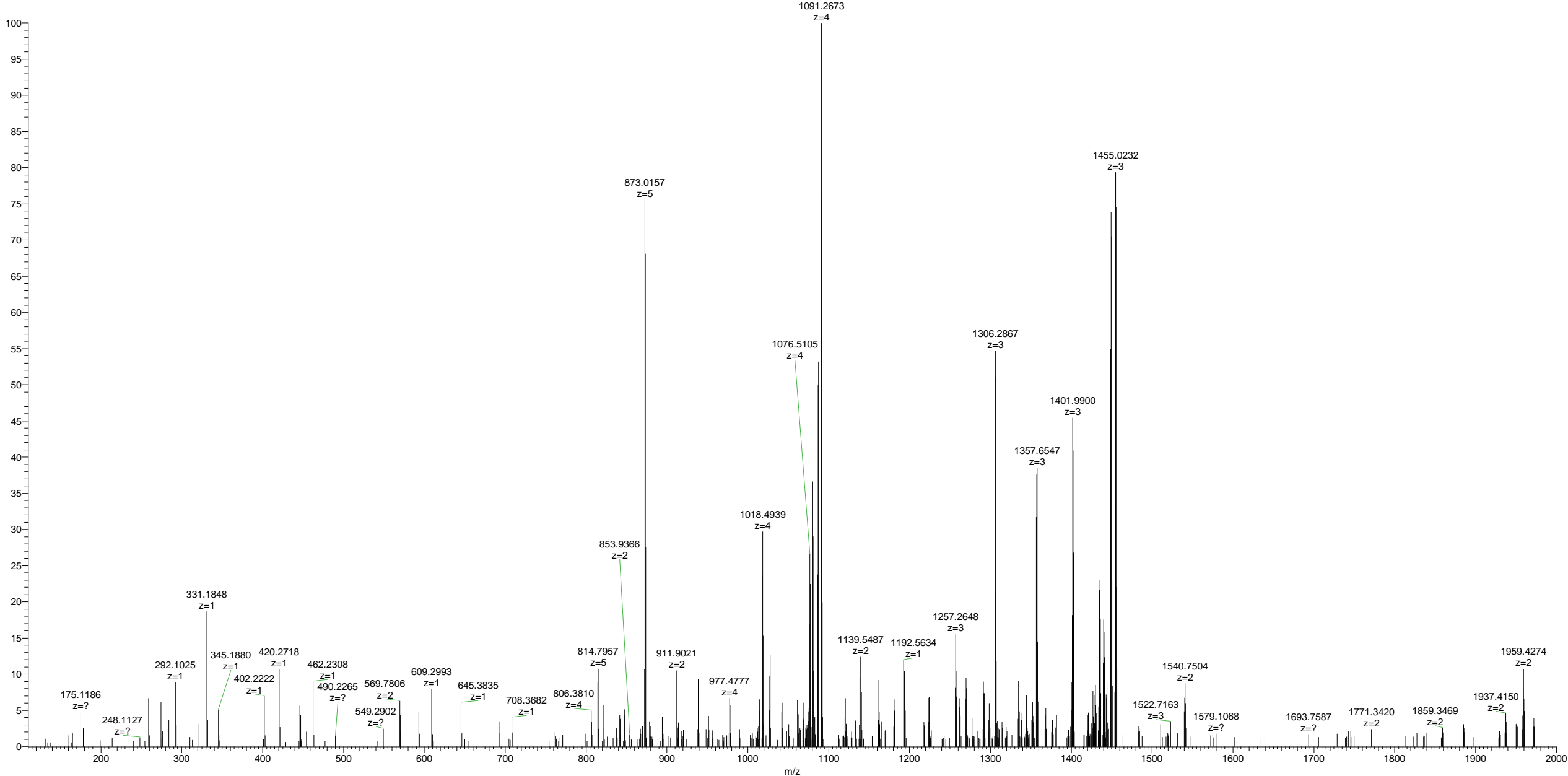


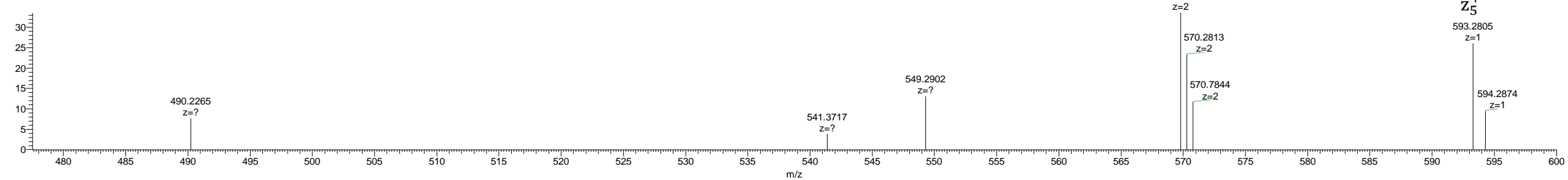
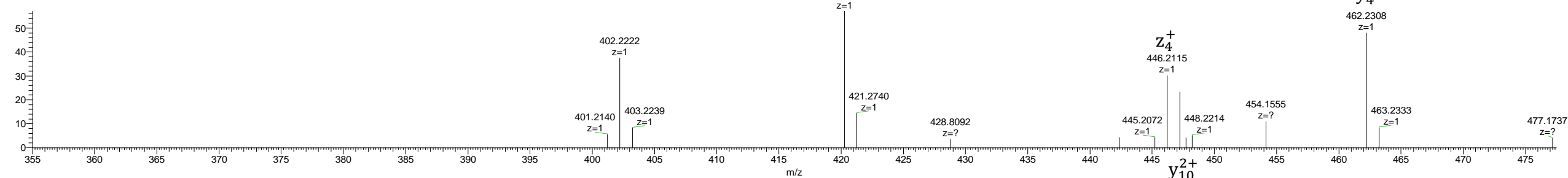
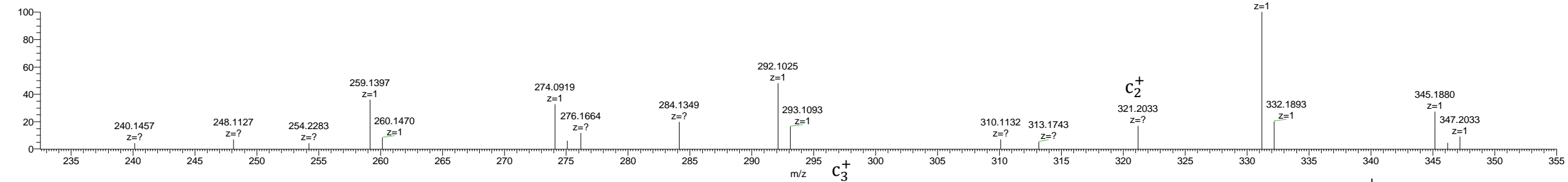
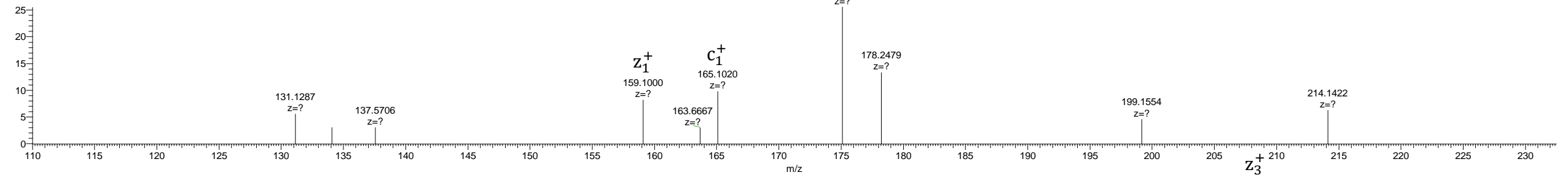
C+		AA		Z++
146.0924	1	Q (pyroGlu)	8	
306.1231	2	C	7	848.4057
405.1915	3	V	6	688.3750
520.2184	4	N (deam)	5	589.3066
633.3025	5	L	4	474.2796
734.3502	6	T	3	361.1956
835.3978	7	T	2	260.1479
	8	R	1	159.1002

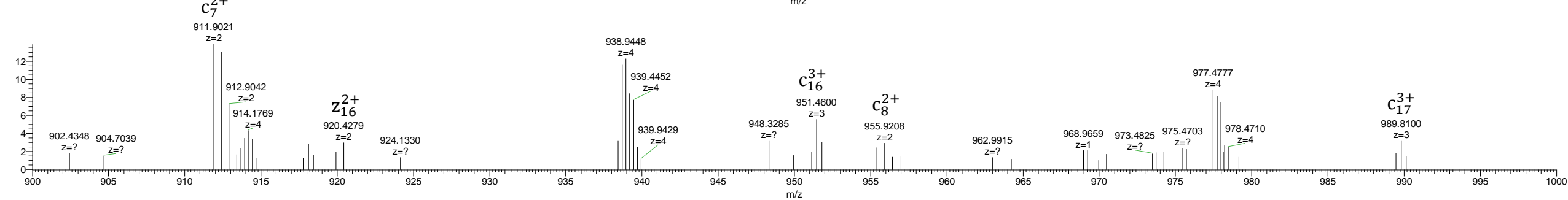
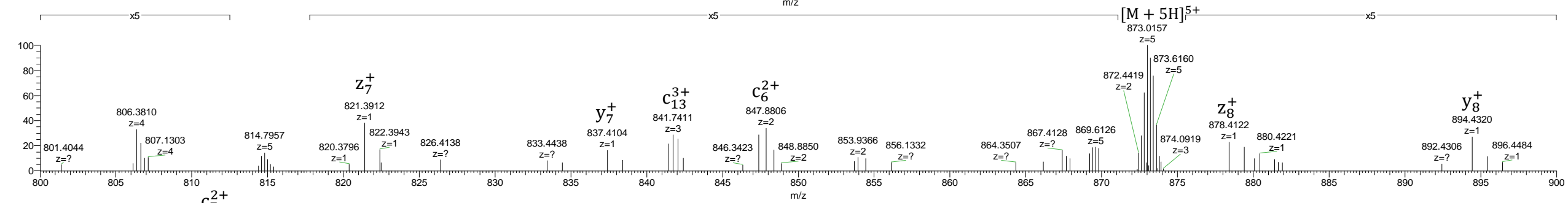
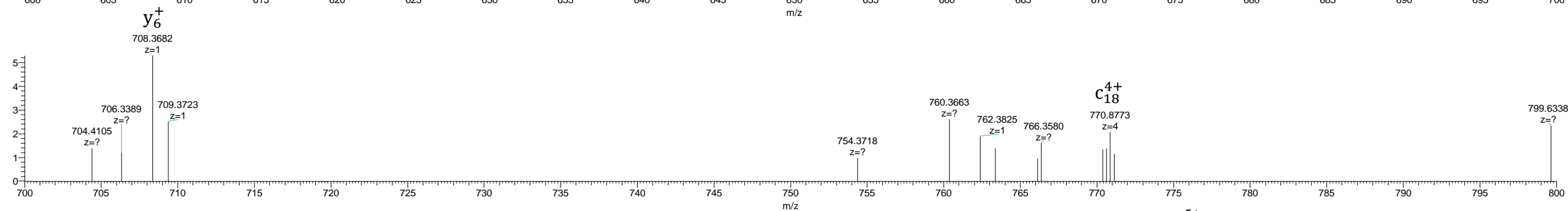
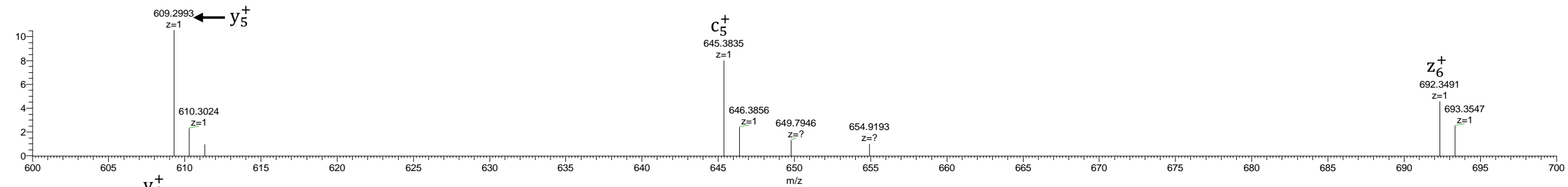
$$\begin{array}{r}
 Z_7 : \quad 848.4057 \\
 - \quad 90.0014 \\
 \hline
 758.4043
 \end{array}
 \quad (\bullet S-CH_2-CO-NH_2)$$

FRVQPTESIVRFPNITNLCPFGEVFNATR  
EThcD

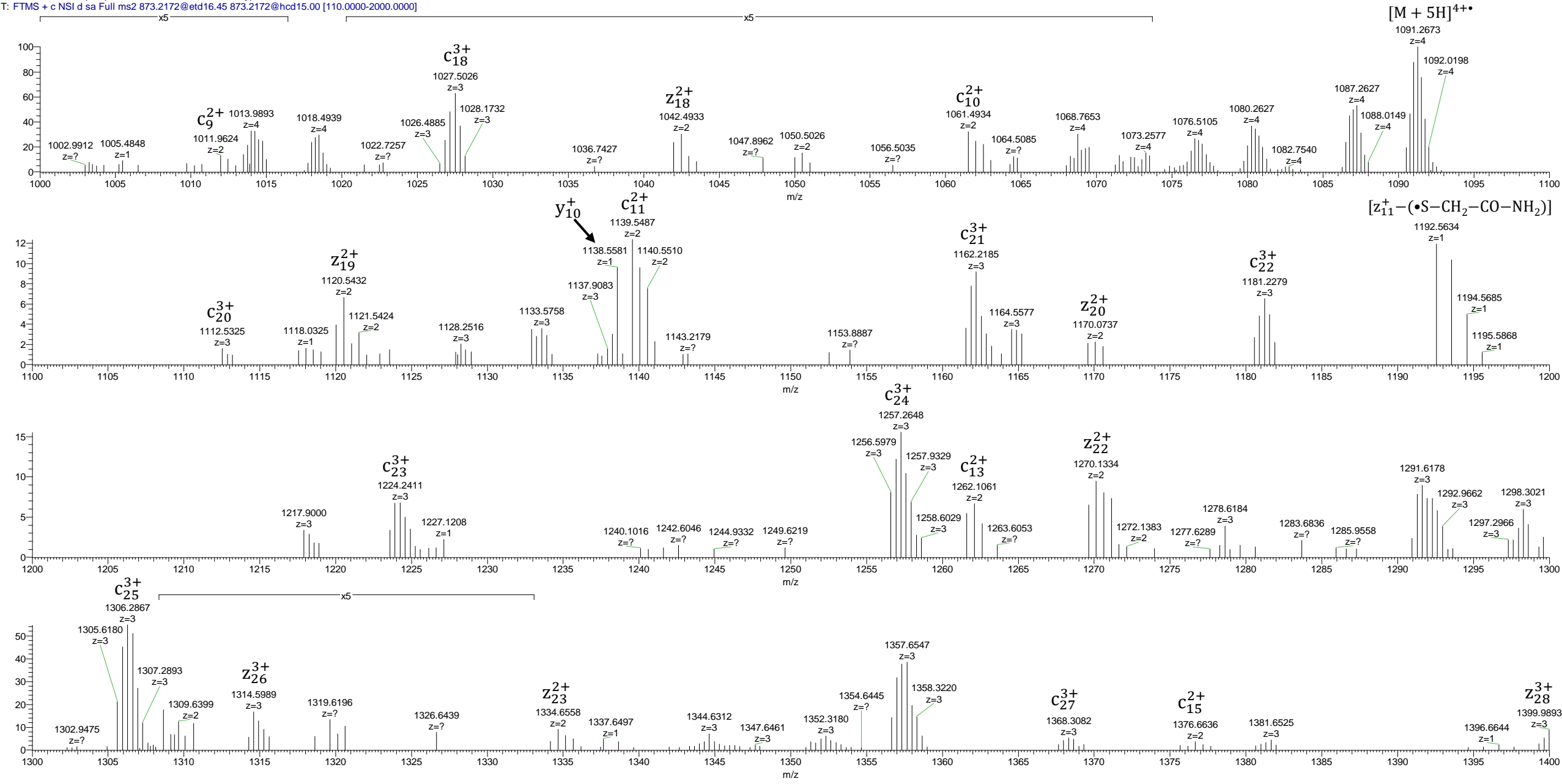
20210129\_RAD\_PepMap\_50cm\_M96\_PlusPNGaseF\_Tryp\_EThcD #31676 RT: 100.33 AV: 1 NL: 4.00E5  
T: FTMS + c NSI da Full ms2 873.2172@etd16.45 873.2172@hcd15.00 [110.0000-2000.0000]





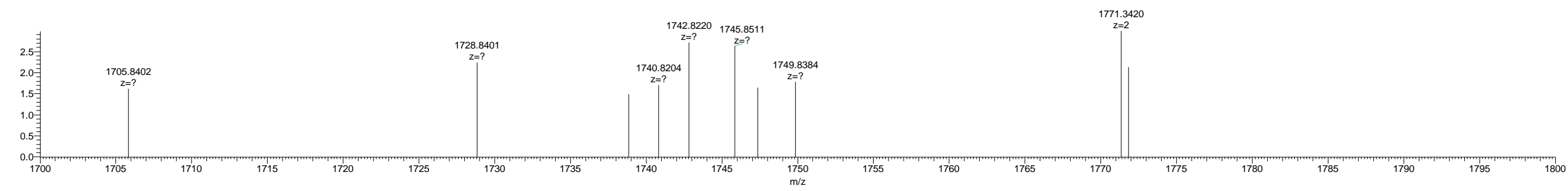
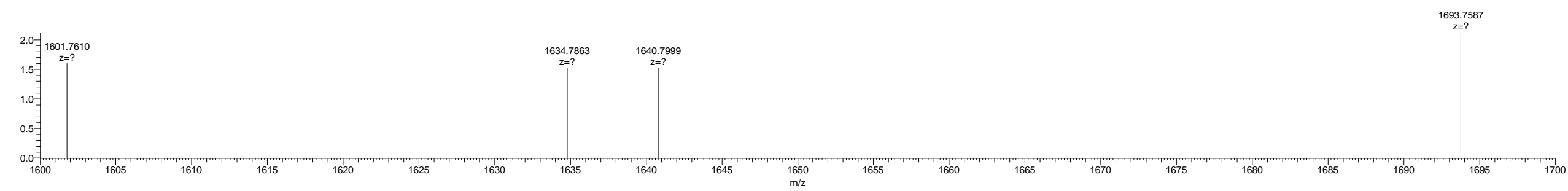

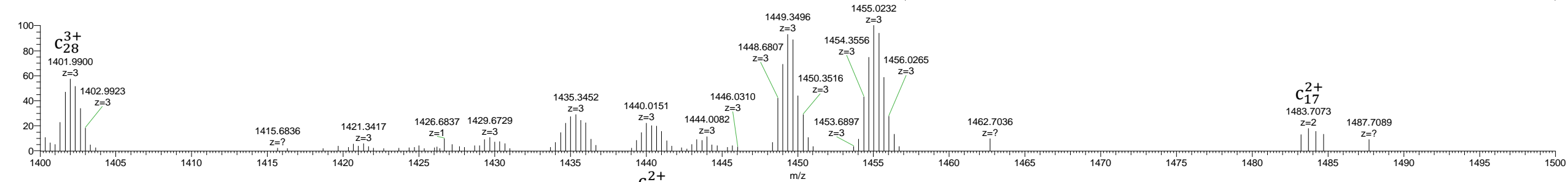




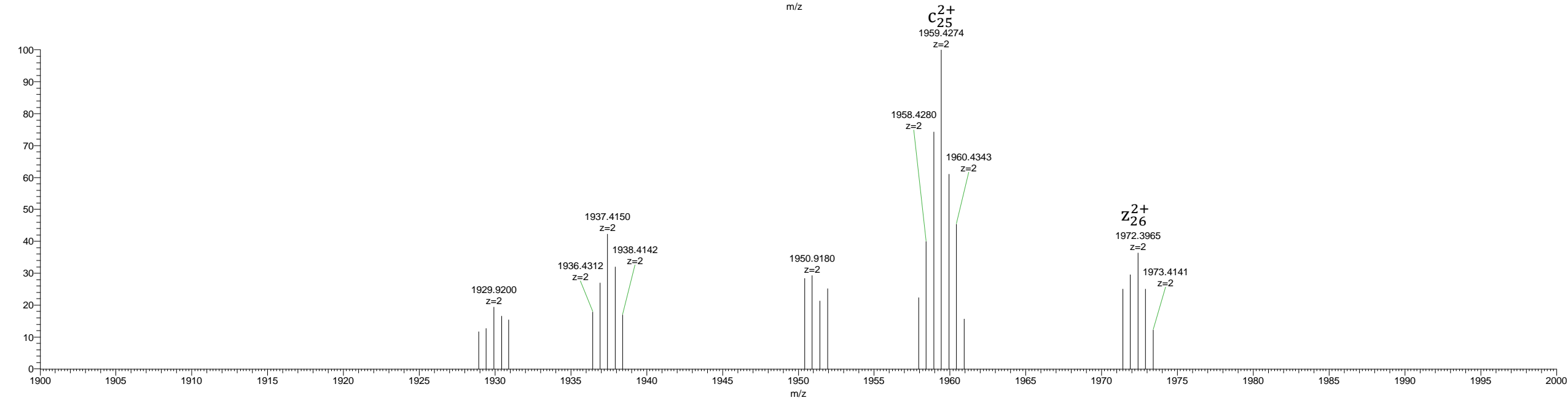
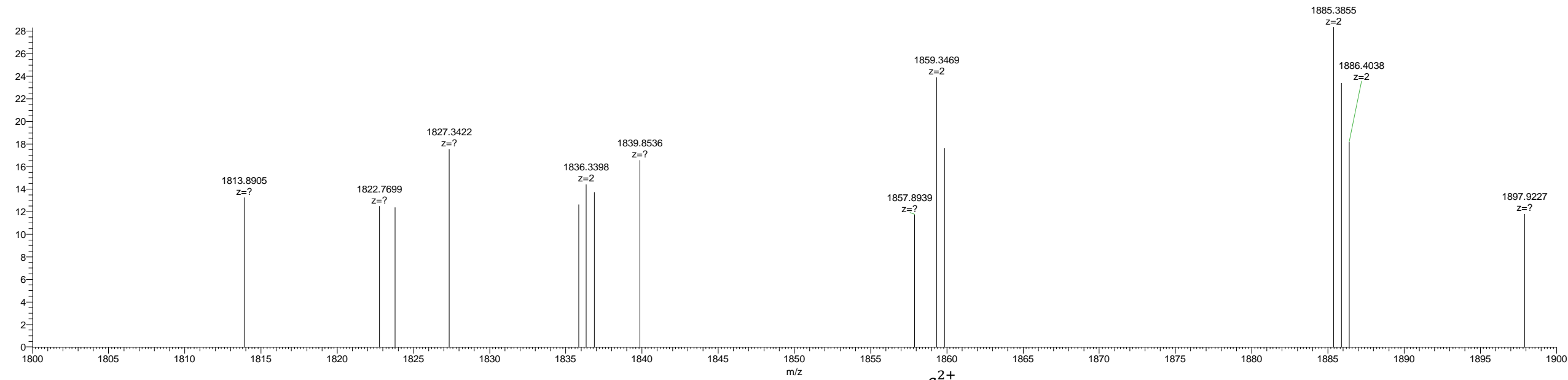


$[M + 5H]^{3+}$

x5



20210129\_RAD\_PepMap\_50cm\_M96\_PlusPNGaseF\_Tryp\_ETHcD #31676 RT: 100.33 AV: 1 NL: 4.30E4  
T: FTMS + c NSI d sa Full ms2 873.2172@etd16.45 873.2172@hcd15.00 [110.0000-2000.0000]



c4+	c3+	c2+	c+		AA		z•+	z•2+	z•3+	z•4+
42.0310	55.7056	83.0548	165.1022	1	F	29				
81.0563	107.7393	161.1053	321.2034	2	R	28	4195.9513	2098.4793	1399.3219	1049.7433
105.8234	140.7621	210.6395	420.2718	3	V	27	4039.8502	2020.4287	1347.2882	1010.7180
137.8380	183.4483	274.6688	548.3303	4	Q	26	3940.7818	1970.8945	1314.2654	985.9509
162.1012	215.7992	323.1952	645.3831	5	P	25	3812.7232	1906.8652	1271.5792	953.9362
424.1939	565.2561	847.3805	1693.7538	6	T (Glycan)	24	3715.6704	1858.3388	1239.2283	929.6731
456.4545	608.2703	911.9018	1822.7964	7	E	23	2667.2997	1334.1535	889.7714	667.5804
478.2126	637.2810	955.4178	1909.8284	8	S	22	2538.2571	1269.6322	846.7572	635.3197
506.4836	674.9757	1011.9599	2022.9125	9	I	21	2451.2251	1226.1162	817.7466	613.5617
531.2507	707.9985	1061.4941	2121.9809	10	V	20	2338.1411	1169.5742	780.0519	585.2907
570.2760	760.0322	1139.5446	2278.0820	11	R	19	2239.0726	1120.0400	747.0291	560.5236
607.0431	809.0550	1213.0788	2425.1504	12	F	18	2082.9715	1041.9894	694.9954	521.4983
631.3062	841.4059	1261.6052	2522.2032	13	P	17	1935.9031	968.4552	645.9726	484.7312
660.0630	879.7482	1319.1187	2637.2301	14	N (deam)	16	1838.8504	919.9288	613.6216	460.4680
688.3340	917.4429	1375.6607	2750.3142	15	I	15	1723.8234	862.4153	575.2793	431.7113
713.5959	951.1255	1426.1846	2851.3619	16	T	14	1610.7393	805.8733	537.5846	403.4403
742.1066	989.1398	1483.2060	2965.4048	17	N	13	1509.6917	755.3495	503.9021	378.1784
770.3777	1026.8345	1539.7481	3078.4889	18	L	12	1395.6487	698.3280	465.8878	349.6676
810.3853	1080.1780	1619.7634	3238.5195	19	C	11	1282.5647	641.7860	428.1931	321.3966
834.6485	1112.5289	1668.2898	3335.5723	20	P	10	1122.5340	561.7706	374.8495	281.3890
871.4156	1161.5517	1741.8240	3482.6407	21	F	9	1025.4813	513.2443	342.4986	257.1258
885.6710	1180.5589	1770.3347	3539.6621	22	G	8	878.4128	439.7101	293.4758	220.3587
917.9316	1223.5731	1834.8560	3668.7047	23	E	7	821.3914	411.1993	274.4686	206.1033
942.6987	1256.5959	1884.3902	3767.7731	24	V	6	692.3488	346.6780	231.4544	173.8427
979.4658	1305.6187	1957.9244	3914.8416	25	F	5	593.2804	297.1438	198.4316	149.0755
1008.2226	1343.9610	2015.4379	4029.8685	26	N (deam)	4	446.2120	223.6096	149.4088	112.3084
1025.9819	1367.6401	2050.9564	4100.9056	27	A	3	331.1850	166.0961	111.0665	83.5517
1051.2438	1401.3226	2101.4803	4201.9533	28	T	2	260.1479	130.5776	87.3875	65.7924
				29	R	1	159.1002	80.0537	53.7049	40.5305

$$z_{11} : \begin{array}{r} 1282.5647 \\ - \quad 90.0014 \\ \hline 1192.5633 \end{array} \quad (\bullet\text{S-CH}_2\text{-CO-NH}_2)$$