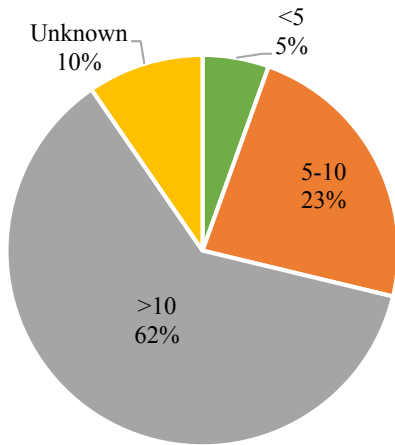
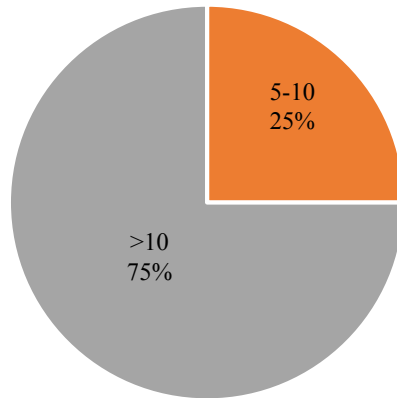


Supplementary Fig. 1

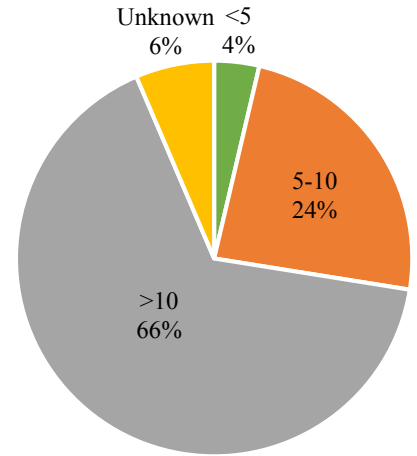
Age (Taiwan)



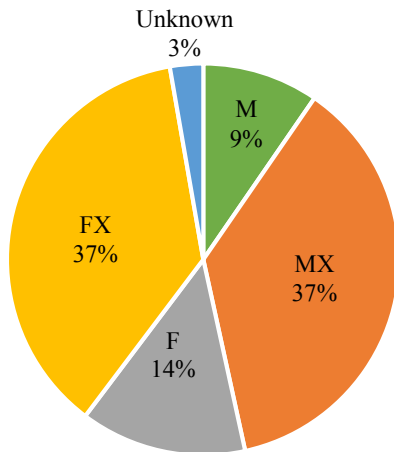
Age (Japan)



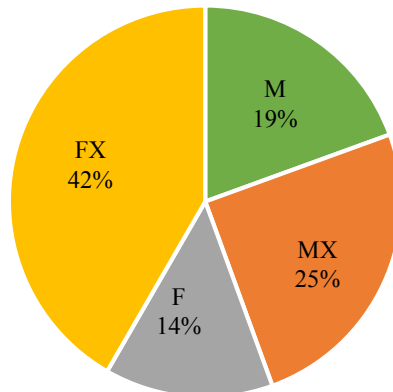
Age (Taiwan and Japan)



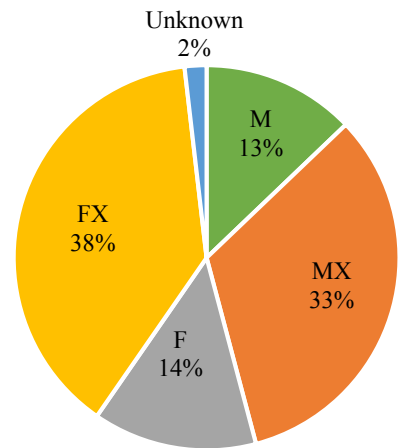
Sex (Taiwan)



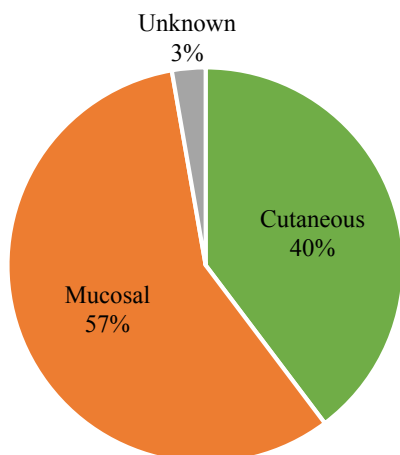
Sex (Japan)



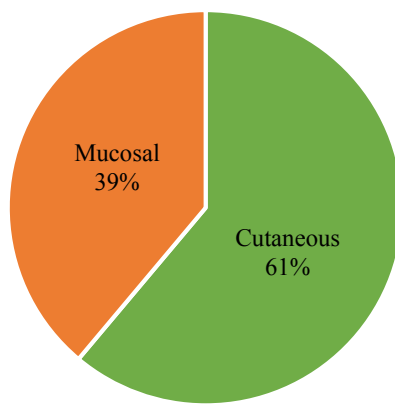
Sex (Taiwan and Japan)



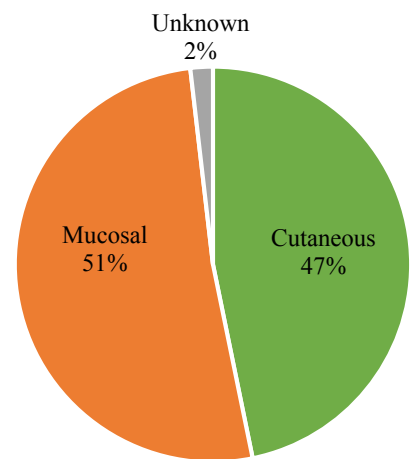
Lesion site (Taiwan)



Lesion site (Japan)



Lesion site (Taiwan and Japan)



Supplementary Table 1 Sample information and PCR results of each case collected in Taiwan and Japan

Sample ID	Year collected	Breed	Age (years)	Sex	Lesion site	Mucosal/Cutaneous	ACTB PCR	FcaPV2 E1 PCR	FcaPV2 E7 PCR
Taiwan									
SF1	2017	Domestic shorthair	12	FX	Ear canal (left)	Mucosal	-	+	-
SF2	2017	Chinchilla	13	F	Flank (right abdomen/inguina)	Cutaneous	+	-	-
SF3	2017	Chinchilla	12	FX	Ear (left) and salivary gland	Cutaneous	+	+	+
SF4	2017	Chinchilla	16	FX	Oral cavity	Mucosal (Oral)	+	-	-
SF5	2017	Mixed	12	MX	Face (right, near the medial canthus)	Cutaneous	-	+	+
SF6	2017	American shorthair	10	MX	Lower jaw (right)	Cutaneous	+	-	-
SF7	2017	Mixed	12	FX	Upper jaw	Cutaneous	-	-	-
SF8	2017	Domestic shorthair	15	MX	Mandibular bone	Cutaneous	+	+	+
SF9	2017	Scottish fold	15	FX	Tongue	Mucosal (Oral)	+	+	+
SF10	2017	Persian	14	MX	Jaw	Cutaneous	+	-	-
SF11	2017	American shorthair	11	M	Lower jaw (with regional invasion in the mandibular bone)	Cutaneous	+	-	-
SF12	2017	Mixed	3	F	Ear and eye (right)	Cutaneous	+	-	-
SF13	2017	Chinchilla	14	MX	Tongue	Mucosal (Oral)	+	-	+
SF14	2017	Mixed	10	F	Optic disc	Mucosal	-	-	-
SF15	2017	Persian	14	FX	Eyeball and part of the eyelid (right)	Mucosal	+	-	-
SF16	2017	American shorthair	11	MX	Lower jaw (with regional submandibular bone invasion)	Cutaneous	+	-	-
SF17	2017	Chinchilla	Unknown	MX	Tongue	Mucosal (Oral)	-	+	-
SF18	2017	Mixed	Unknown	F	Oral cavity	Mucosal (Oral)	+	+	-
SF19	2017	Domestic shorthair	11	FX	Lower jaw (right)	Cutaneous	+	+	-
SF20	2017	Mixed	11	MX	Oral cavity	Mucosal (Oral)	+	-	-
SF21	2017	Persian	16	FX	Lower jaw	Cutaneous	+	+	+
SF22	2017	Mixed	9	FX	Nasal cavity	Mucosal	+	-	-
SF23	2017	Mixed	11	M	Tongue	Mucosal (Oral)	-	-	-
SF24	2017	Domestic longhair	15	MX	Oral cavity	Mucosal (Oral)	+	-	-
SF25	2017	Mixed	10	FX	Ear pinnae (right and left)	Cutaneous	-	+	-
SF26	2017	Mixed	10	FX	Face	Cutaneous	+	-	-
SF27	2017	American shorthair	11	MX	Upper jaw	Cutaneous	+	-	-
SF28	2016	Mixed	13	FX	Tongue	Mucosal (Oral)	+	+	-
SF29	2016	Chinchilla	13	MX	Tongue	Mucosal (Oral)	+	-	-
SF30	2016	Mixed	16	MX	Tongue	Mucosal (Oral)	+	-	+
SF31	2016	Mixed	4.5	F	Frontal sinus	Mucosal	+	+	+
SF32	2016	Persian	6	F	Oral cavity (gingiva and alveolar bone)	Mucosal (Oral)	+	+	+
SF33	2016	Scottish fold	Unknown	MX	Abdomen	Cutaneous	+	-	+
SF35	2016	Chinchilla	14	MX	Oral cavity (tongue and soft palate)	Mucosal (Oral)	+	-	-
SF36	2016	Mixed	14	M	Oral cavity (with desmoplasia)	Mucosal (Oral)	-	+	+
SF37	2016	Mixed	13	FX	Tongue	Mucosal (Oral)	-	+	+
SF38	2016	Mixed	16	FX	Oral cavity (left side, upper gingiva and palatine)	Mucosal (Oral)	+	-	+
SF39	2016	Domestic shorthair	13	FX	Lower jaw (with invasion to woven bone and skeletal muscle)	Cutaneous	-	+	-
SF40	2016	Chinchilla	15	FX	Face and nasal cavity (left side)	Mucosal	-	-	-
SF41	2016	Persian	14	MX	Pharynx (right side)	Mucosal	+	-	+
SF42	2016	Domestic shorthair	8	FX	Tongue (with glossitis)	Mucosal (Oral)	-	-	-
SF43	2016	Domestic shorthair	17	FX	Tongue	Mucosal (Oral)	+	-	+
SF44	2016	Domestic shorthair	Unknown	FX	Lip (right side, with stromal and muscular invasion)	Cutaneous	-	-	-
SF45	2016	Domestic shorthair	Unknown	FX	Lower jaw (right side)	Cutaneous	-	+	-
SF46	2016	Persian Mix	15	M	Tongue (with lymphovascular invasion)	Mucosal (Oral)	+	-	+
SF47	2016	Mixed	4	MX	Oral cavity	Mucosal (Oral)	-	-	-
SF48	2016	Mixed	13	F	Oral cavity and upper lip (buccal mucosa and upper lip, with stromal and bone/tooth invasion)	Mucosal (Oral)	-	-	-
SF49	2016	Domestic shorthair	9	MX	Esophagus	Mucosal	+	+	-
SF50	2016	Mixed	12	FX	Oral cavity (with chronic active gingivitis)	Mucosal (Oral)	-	+	-
SF51	2016	Mixed	10	FX	Tongue and adjacent gingiva (with lymphovascular invasion)	Mucosal (Oral)	+	-	-
SF52	2016	Domestic shorthair	>6	MX	Oral cavity and lymphnode of the face	Mucosal (Oral)	+	+	+
SF53	2016	Domestic shorthair	5	MX	Lower jaw (left side, with invasion to the submandibular salivary gland)	Cutaneous	+	-	-
SF54	2016	Mixed	18	MX	Lower jaw (cranial mandible)	Cutaneous	-	-	-
SF55	2016	Chinchilla	16	MX	Skin (back)	Cutaneous	+	+	+
SF57	2016	Mixed	10	Unknown	Ear canal (basosquamous cell carcinoma)	Mucosal	+	+	+
SF58	2016	Mixed	Unknown	MX	Resected ear (right) (basosquamous cell carcinoma)	Cutaneous	+	-	-
SF60	2015	Mixed	16	MX	First digit (left)	Cutaneous	-	-	-
SF62	2015	Mixed	Unknown	FX	Oral cavity (palate, left side)	Mucosal (Oral)	-	-	-
SF63	2015	Persian	16	MX	Urinary bladder	Mucosal	+	-	-
SF66	2015	Mixed	7.8	MX	Third digit (left, with lymphoplasmacytic dactylitis)	Cutaneous	+	-	-
SF67	2015	Mixed	14	M	Oral cavity (mandibular gingiva, with desmoplasia)	Mucosal (Oral)	+	-	-
SF68	2015	Mixed	12-13	F	Digit (right, with metastasis to digital bone)	Cutaneous	+	-	-
SF69	2015	Mixed	12	FX	Origin undetermined (small intestine, pancreas, liver, kidney, adipose tissues)	Unknown	-	-	-
SF70	2015	Mixed	6	FX	Chest	Cutaneous	-	-	-
SF73	2015	Domestic shorthair	0.5	M	Esophagus	Mucosal	-	-	-
SF74	2015	Tabby	10	FX	Ear canal and tympanic bulla (left, with bone invasion)	Mucosal	+	-	-
SF75	2015	Persian	12	MX	Elbow (left, with stromal and muscular invasion)	Cutaneous	-	-	-
SF76	2015	Mixed	10	FX	Ear canal (with bone invasion and suppurative)	Mucosal	+	-	-
SF77	2015	Unknown	17	MX	Oral (gingivitis)	Mucosal (Oral)	+	-	-
SF78	2015	American shorthair	13	F	Lower jaw	Cutaneous	+	-	-
SF79	2015	Domestic shorthair	14	Unknown	Ear canal	Mucosal	+	+	-
SF80	2015	Mixed	14	F	Oral cavity	Mucosal (Oral)	+	-	-
SF81	2015	Mixed	8-9	M	Unknown	Unknown	-	-	-
Japan									
13-060	2013	Mixed	13	FX	Skin	Cutaneous	+	-	-
13-136	2013	Mixed	14	FX	Skin	Cutaneous	+	-	-
13-0071	2013	Mixed	14	F	Lower jaw	Cutaneous	+	-	-
13-182	2013	Mixed	13	M	Upper jaw	Cutaneous	+	-	-
13-0055	2013	Mixed	14	F	Lower jaw	Cutaneous	+	-	-
13-0107	2013	Mixed	12	FX	Oral cavity (submandible lymph node)	Mucosal (Oral)	+	-	-
13-0153	2013	Mixed	12	MX	Skin (left, eyelid)	Cutaneous	+	-	-
13-0193	2013	Abysinnian	12	F	Lower jaw (right side)	Cutaneous	-	-	-
13-0272	2013	American shorthair	15	F	Skin (right, hindlimb, 3rd digit)	Cutaneous	+	-	-
13-0297	2013	Mixed	12	MX	Oral cavity (right side, lower giniva)	Mucosal (Oral)	+	-	-
13-848	2013	Mixed	8	FX	Auditory canal (left)	Mucosal	+	-	-
13-882	2013	Mixed	16	FX	Tongue	Mucosal (Oral)	+	+	+
13-944	2013	Scottish fold	10	MX	Tongue	Mucosal (Oral)	+	-	-
5741-2013	2013	Mixed	12	MX	Anus	Mucosal	+	-	-
14-240	2014	American shorthair	11	M	Lower jaw	Cutaneous	+	-	-
14-1110	2014	American shorthair	10	MX	Skin (right, forelimb, digit)	Cutaneous	+	-	-
14-788	2014	Mixed	13	M	Skin (right side, upper jaw)	Cutaneous	+	-	-
14-1018	2014	Mixed	16	FX	Auditory canal (left)	Mucosal	+	-	-
6997-2015	2015	Mixed	9	M	Oral cavity (buccal mucosa)	Mucosal (Oral)	+	-	-
15-577	2015	Mixed	15	FX	Oral cavity (upper gingiva, right side)	Mucosal (Oral)	+	-	-
15-637	2015	Mixed	11	FX	Lower jaw	Cutaneous	+	-	-
15-615	2015	Mixed	10	MX	Esophagus	Mucosal	+	-	-
15-358	2015	Mixed	13	FX	Skin (left, auditory canal)	Cutaneous	+	-	-
15-291	2015	Mixed	10	FX	Oral cavity (upper gingiva)	Mucosal (Oral)	+	-	-
15-498	2015	Mixed	9	MX	Skin (left, external ear)	Cutaneous	+	-	-
15-528	2015	Mixed	16	MX	Tongue (right, sublingual)	Mucosal (Oral)	+	-	-
15-0836	2015	Mixed	14	M	Nasal cavity	Mucosal	+	-	-
15-0871	2015	Mixed	12	FX	Lower jaw (left side)	Cutaneous	+	-	-
16-0480	2016	Mixed	11	MX	Lower jaw (left side)	Cutaneous	+	-	-
16-0593	2016	Mixed	15	FX	Lower jaw (left side)	Cutaneous	+	+	-
16-0780	2016	Mixed	10	FX	Oral cavity (lower gingiva, right side)	Mucosal (Oral)	+	-	-
16-0781	2016	Mixed	15	FX	Lower jaw	Cutaneous	+	-	-
16-0113	2016	Mixed	11	F	Lower jaw	Cutaneous	+	-	-
17-0197	2017	Maine coon	13	FX	Lower jaw (right side)	Cutaneous	+	-	-
5757	Unknown	Mixed	8	M	Skin (right side, face)	Cutaneous	+	+	+
5693	Unknown	Mixed	11	M	Lip	Cutaneous	+	-	-

Sample ID, breed, age, sex, lesion site, and PCR results of each squamous cell carcinoma (SCC) case collected in Taiwan and Japan is shown.