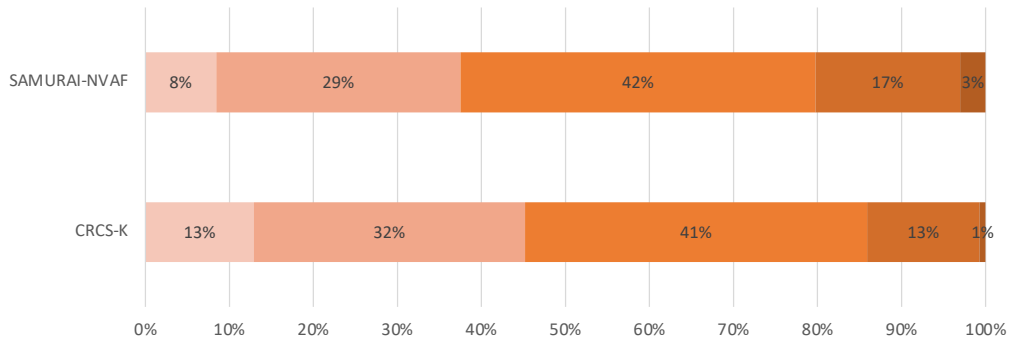
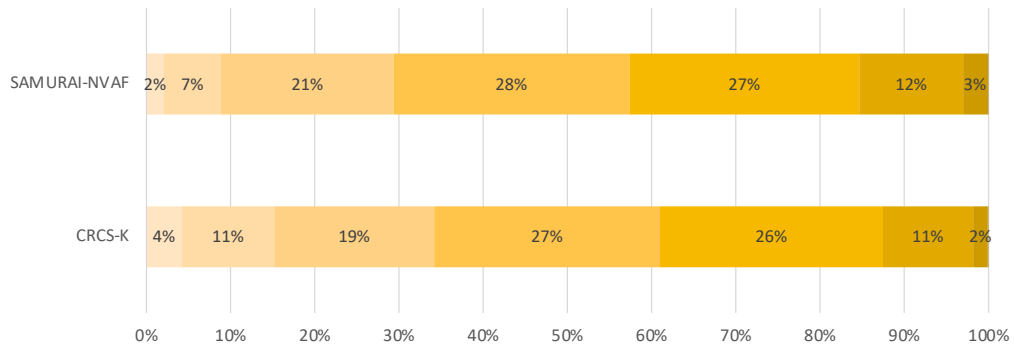


CHADS₂ score

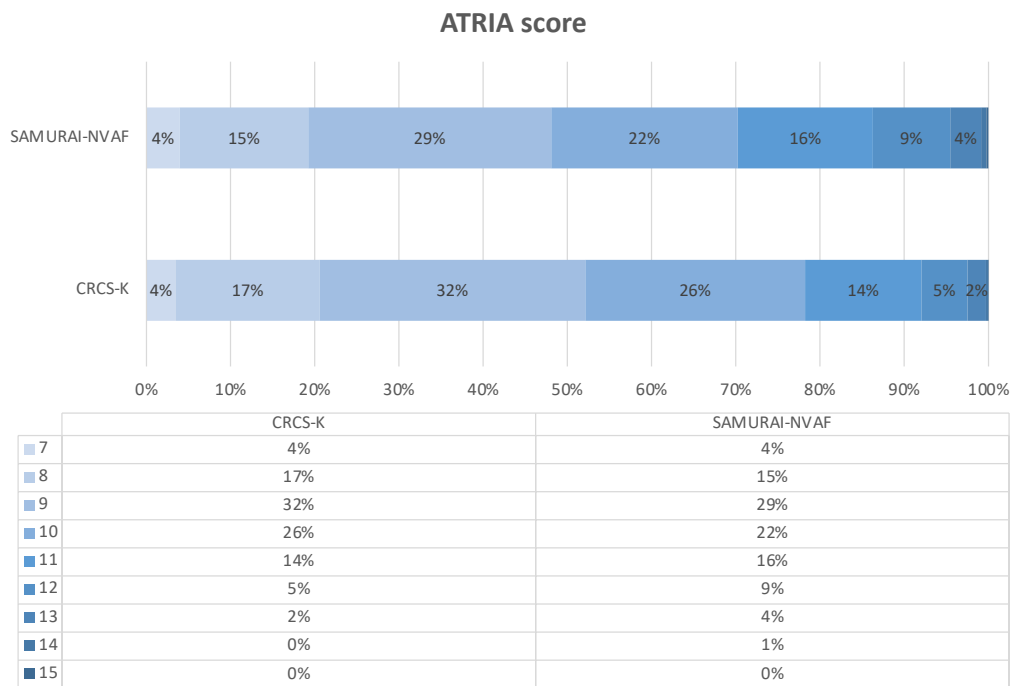


	CRCS-K	SAMURAI-NVAF
2	13%	8%
3	32%	29%
4	41%	42%
5	13%	17%
6	1%	3%

CHA₂DS₂-VASc score



	CRCS-K	SAMURAI-NVAF
2	4%	2%
3	11%	7%
4	19%	21%
5	27%	28%
6	26%	27%
7	11%	12%
8	2%	3%
9	0%	0%



S2 Fig. Distribution of CHADS₂, CHA₂DS₂-VASc, and ATRIA scores in the developmental dataset by countries