


```

=====
Acq. Operator   : SYSTEM                      Seq. Line :    2
Acq. Instrument : 12601c                     Location  : Vial 24

                                           Inj Volume : 2.000 µl
Different Inj Volume from Sample Entry! Actual Inj Volume : 1.000 µl
=====
    
```



Area Percent Report

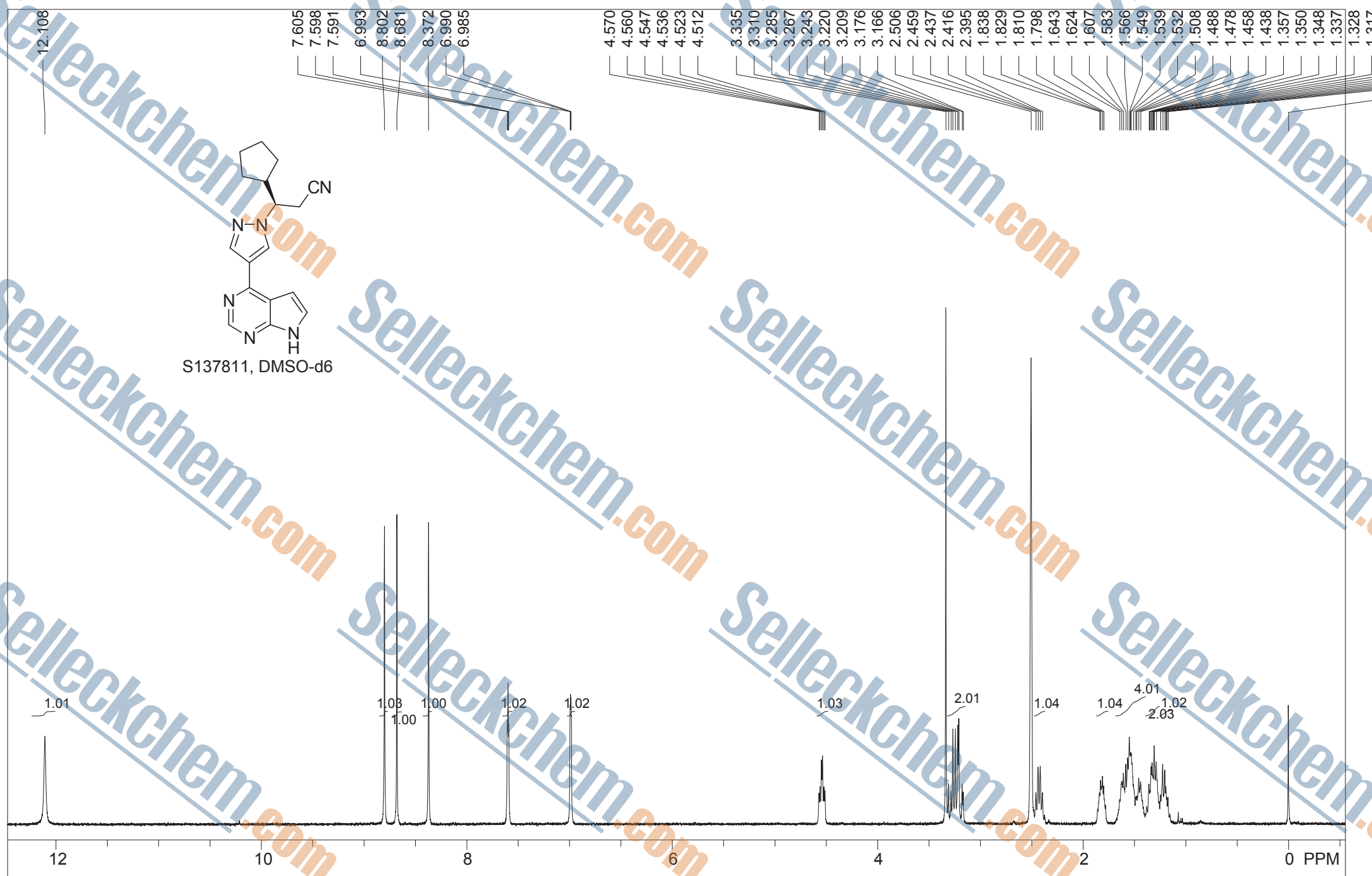
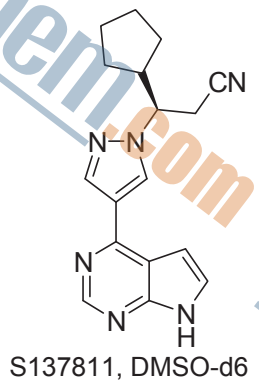
```

=====
Sorted By      : Signal
Multiplier     : 1.0000
Dilution       : 1.0000
Use Multiplier & Dilution Factor with ISTDs
    
```

Signal 1: DAD1 A, Sig=254,4 Ref=550,100

Peak #	RetTime [min]	Type	Width [min]	Area [mAU*s]	Height [mAU]	Area %
1	12.324	BB	0.0616	5.68888	1.42565	0.1289
2	13.702	BB	0.0554	4380.64502	1234.97559	99.2577
3	14.056	BB	0.0545	19.95087	5.60716	0.4521
4	15.140	BB	0.0517	7.12300	2.14891	0.1614

Totals : 4413.40777 1244.15731



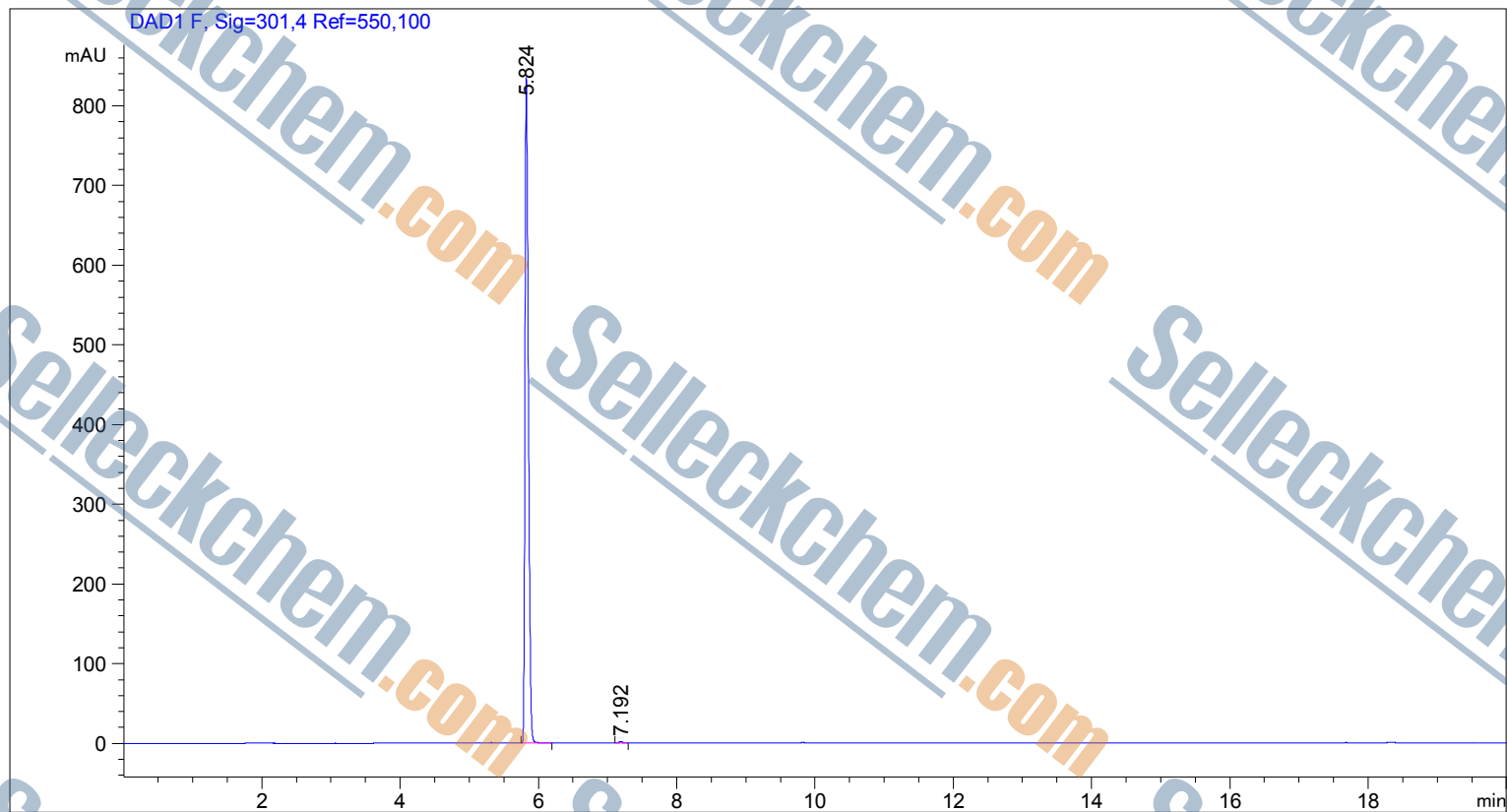
STANDARD PROTON PARAMETERSga:blank line:blank line:blank line

F1: 399.665	F2: 100.504	SW1: 8803	OF1: 3607.6	PTS1d: 32768 , 32768
EX: s2pul	PW: 6.5 us	PD: 1.0 sec	NA: 8	LB: 0.0
				Nuts - SS137811 Ruxolitinib (INCB018424)

Acq. Operator : SYSTEM
Acq. Instrument : 12601c

Seq. Line : 1
Location : Vial 30

Inj Volume : 2.000 µl



Area Percent Report

Sorted By : Signal
Multiplier : 1.0000
Dilution : 1.0000
Use Multiplier & Dilution Factor with ISTDs

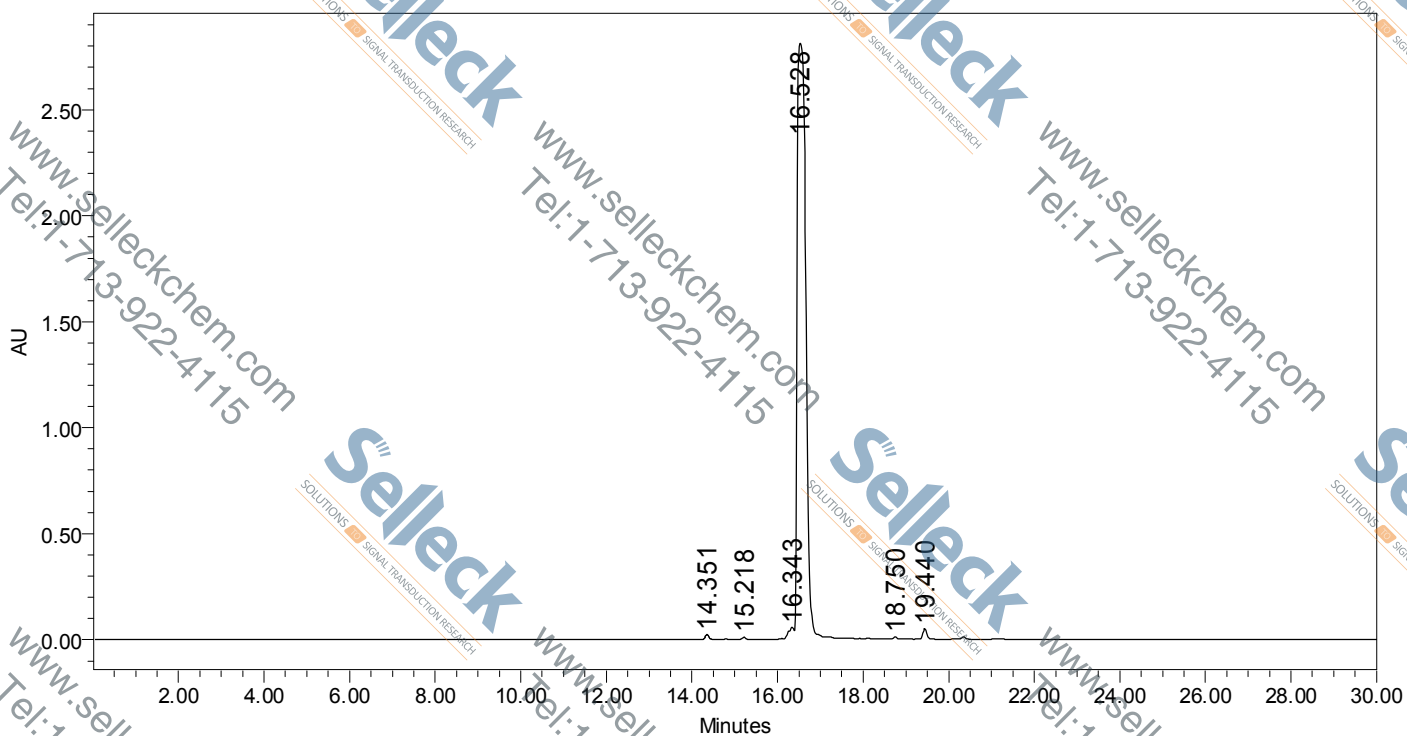
Signal 1: DAD1 F, Sig=301,4 Ref=550,100

Peak #	RetTime [min]	Type	Width [min]	Area [mAU*s]	Height [mAU]	Area %
1	5.824	BB	0.0519	2819.56348	835.04297	99.7591
2	7.192	BB	0.0517	6.80944	2.05411	0.2409

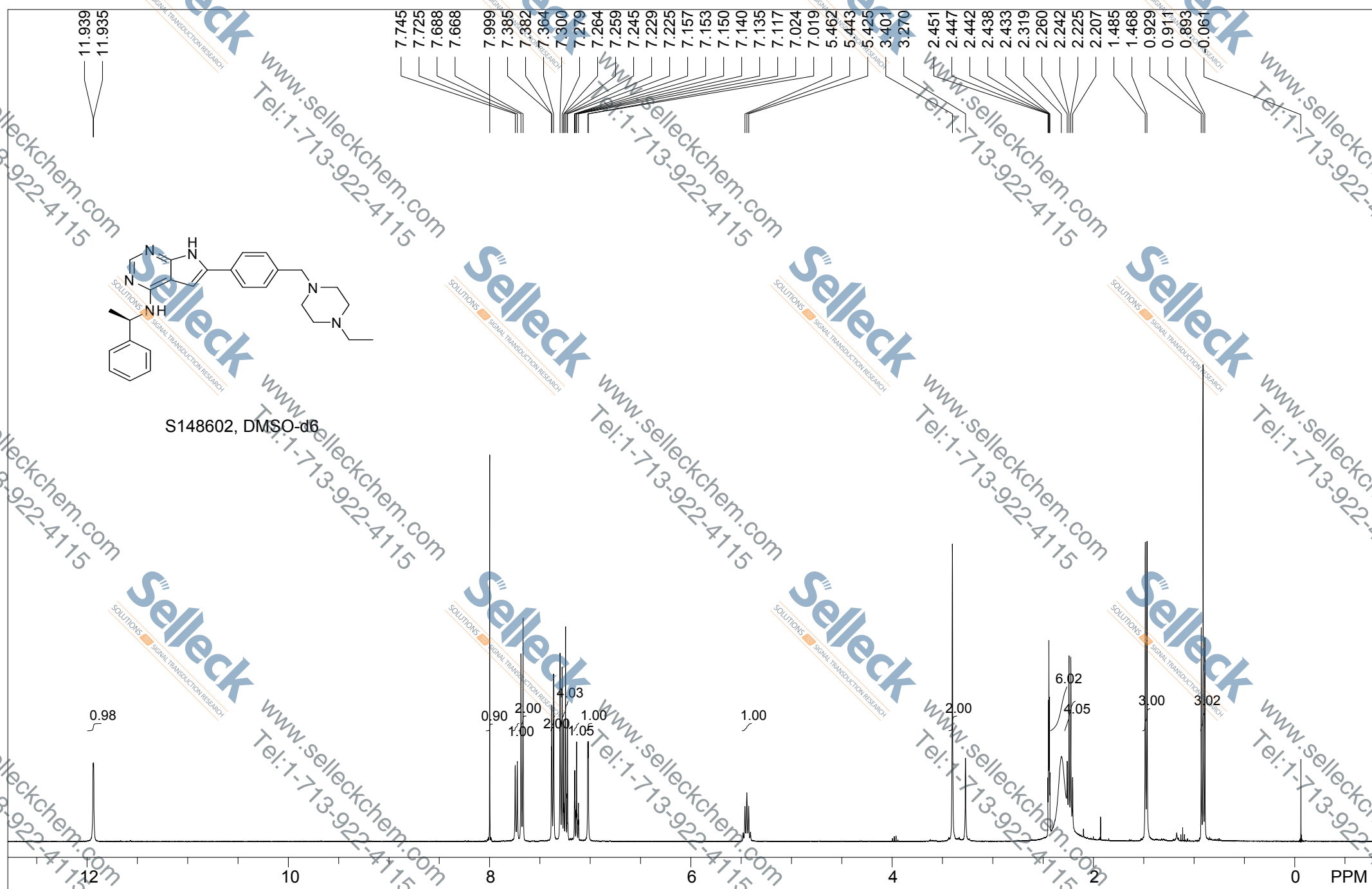
Totals : 2826.37292 837.09708

SAMPLE INFORMATION

Sample Name:	F627 S148602 AEE788	Acquired By:	System
Sample Type:	Unknown		
Vial:	1	Acq. Method Set:	YZR
Injection #:	5	Processing Method:	327
Injection Volume:	20.00 ul	Channel Name:	2487Channel 1
Run Time:	30.0 Minutes	Proc. Chnl. Descr.:	327
Sample Set Name:			

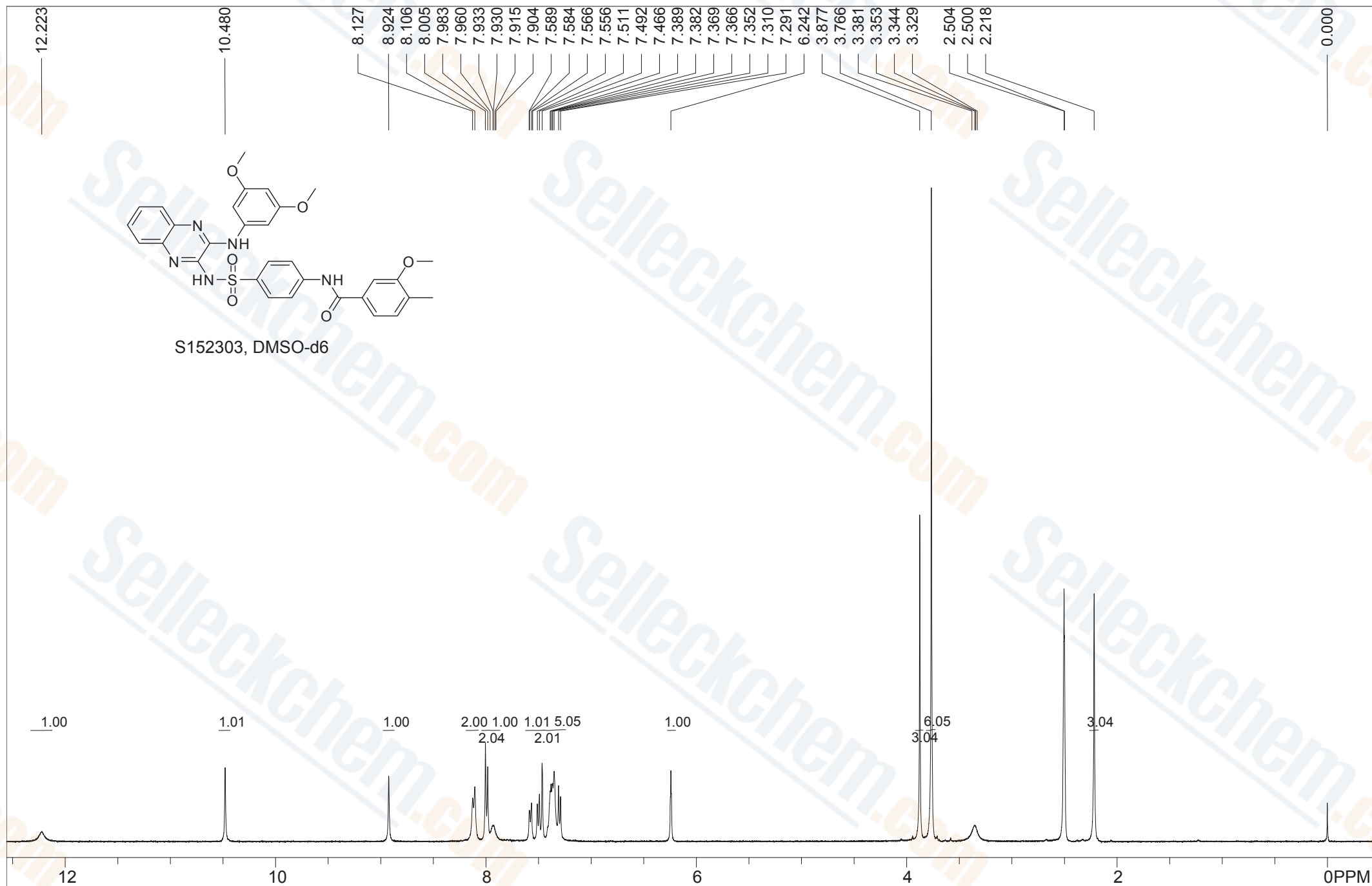


	RT	Area	% Area	Height
1	14.351	151696	0.38	24310
2	15.218	64887	0.16	11222
3	16.343	492569	1.25	54435
4	16.528	38348957	97.23	2822404
5	18.750	63973	0.16	10326
6	19.440	317901	0.81	49450



S148602, DMSO-d6

Std proton:blank line					
F1: 399.635	F2: 100.497	SW1: 8065	OF1: 3200.4	PTS1d: 16521	32768
EX: s2pul	PW: 7.2 us	PD: 2.0 sec	NA: 8	LB: 0.0	Nuts - \$S148602 AEE788



STANDARD PROTON PARAMETERS

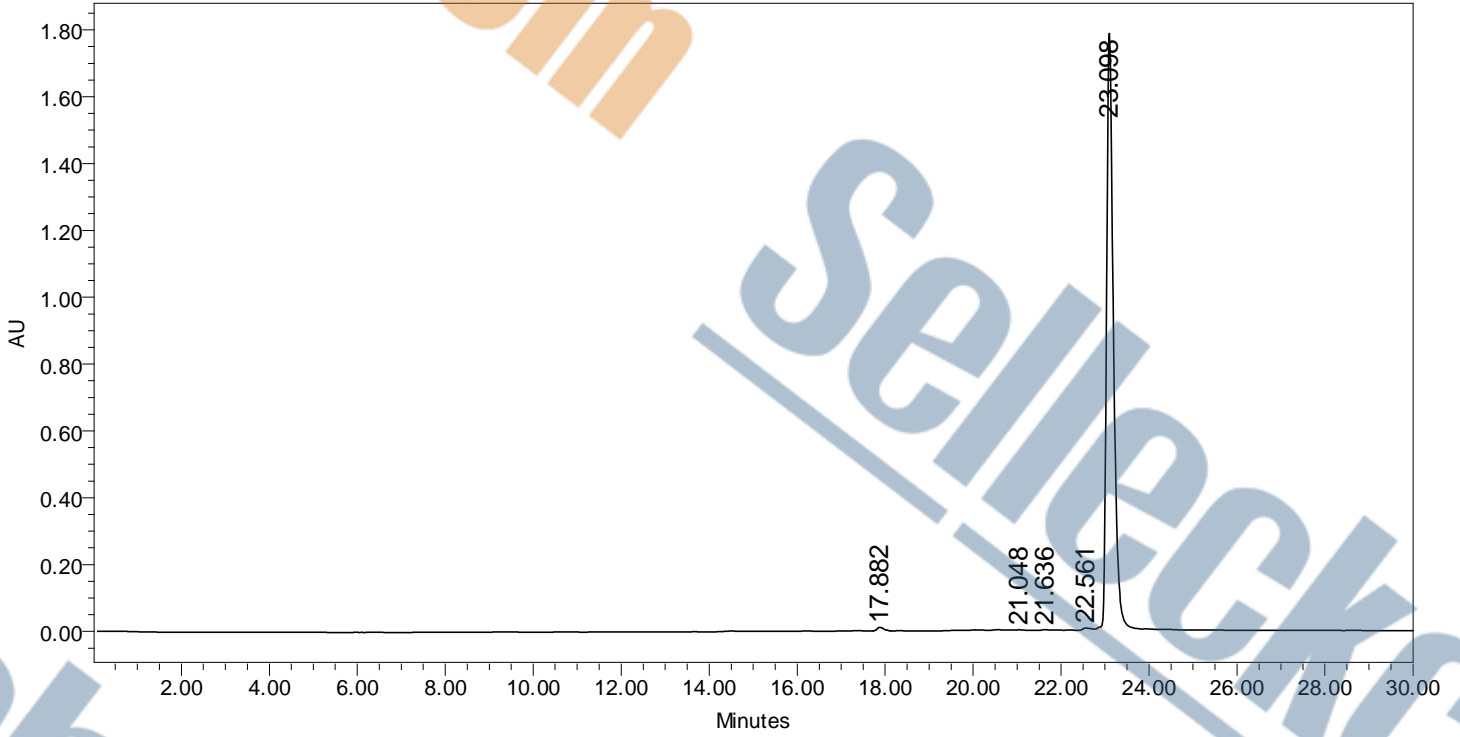
F1: 399.658	F2: 100.503	SW1: 8803	OF1: 3607.8	PTS1d: 32768 , 32768
EX: s2pul	PW: 6.5 us	PD: 1.0 sec	NA: 8	LB: 0.0

Nuts - \$S152303 XL765

SAMPLE INFORMATION

Sample Name: F4179 S152303 XL765
Sample Type:
Viat: 1
Injection #: 10
Injection Volume: 20.00 ul
Run Time: 30.0 Minutes
Sample Set Name:

Acquirde By: System
Acq. Method Set: Z
Processing Method: 273
Channel Name:
Proc. Chnl. Descr: 273



	RT	Area	Height	% Area
1	17.882	106438	10417	0.55
2	21.048	8828	1203	0.05
3	21.636	14660	1658	0.08
4	22.561	40782	4692	0.21
5	23.098	19293797	1781534	99.12



STANDARD PROTON PARAMETERS

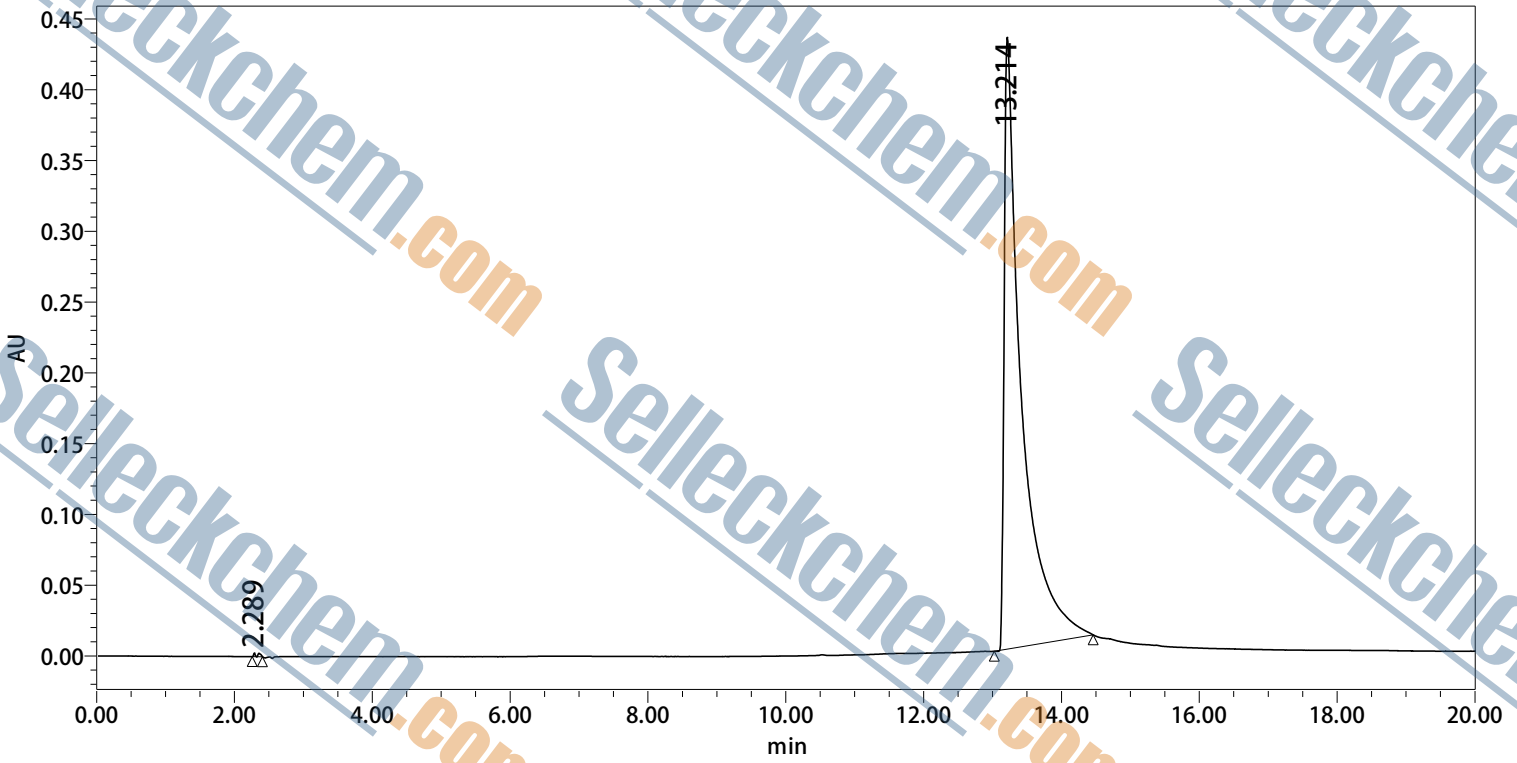
F1: 399.658	F2: 100.503	SW1: 8803	OF1: 3607.3	PTS1d: 32768 , 32768
EX: s2pul	PW: 6.5 us	PD: 1.0 sec	NA: 8	LB: 0.0

Nuts - SS211105 Lapatinib

Sample Information

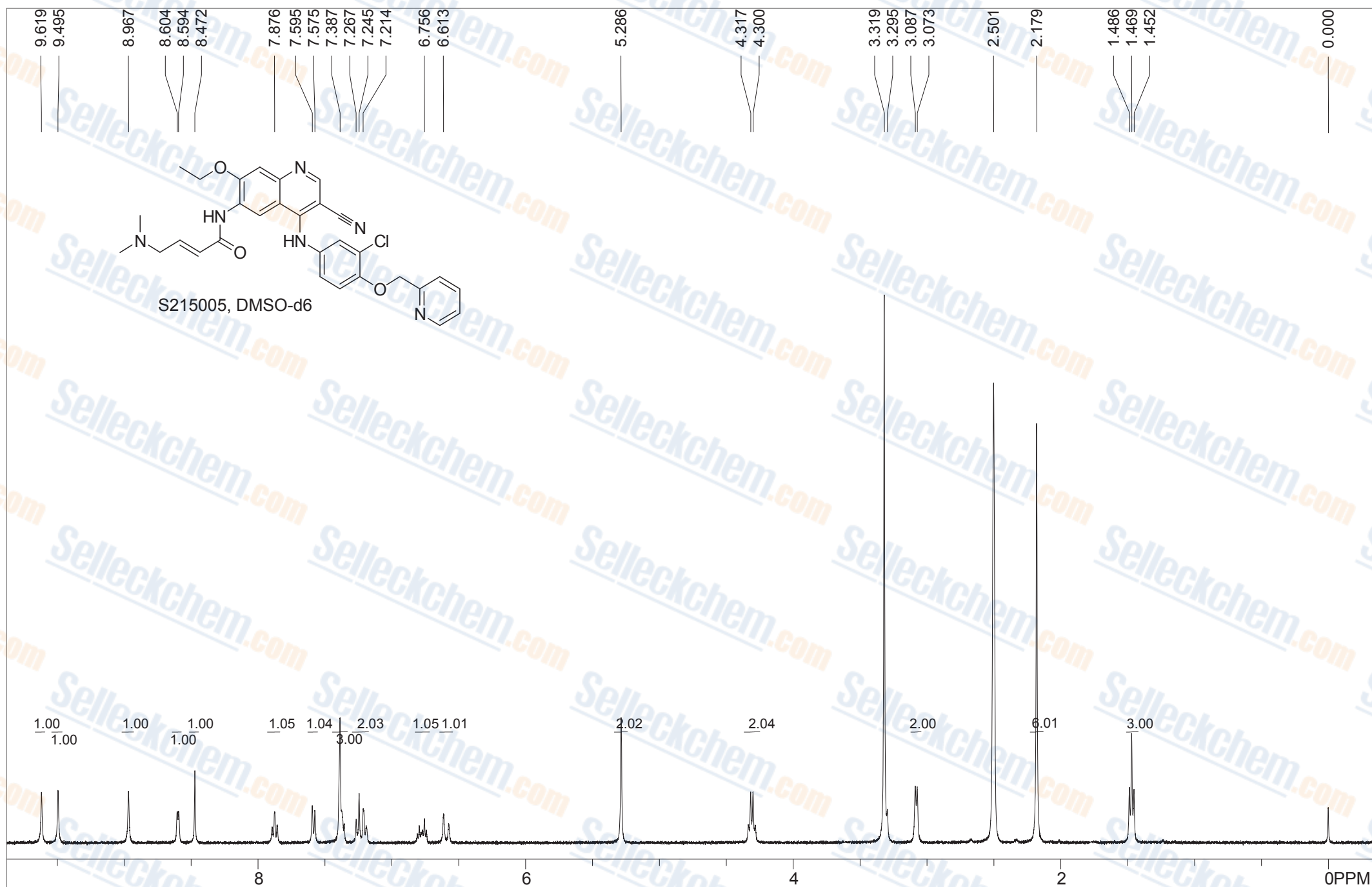
Sample Name: F 4630 S 211105 Lapatinib
Sample Type:
Injection#: 15
Injection Volume: 10.00 ul
Run Time: 20.0 Minutes

Acq Method: F
Processing Method: K2
Channel: 319.0 nm



Result

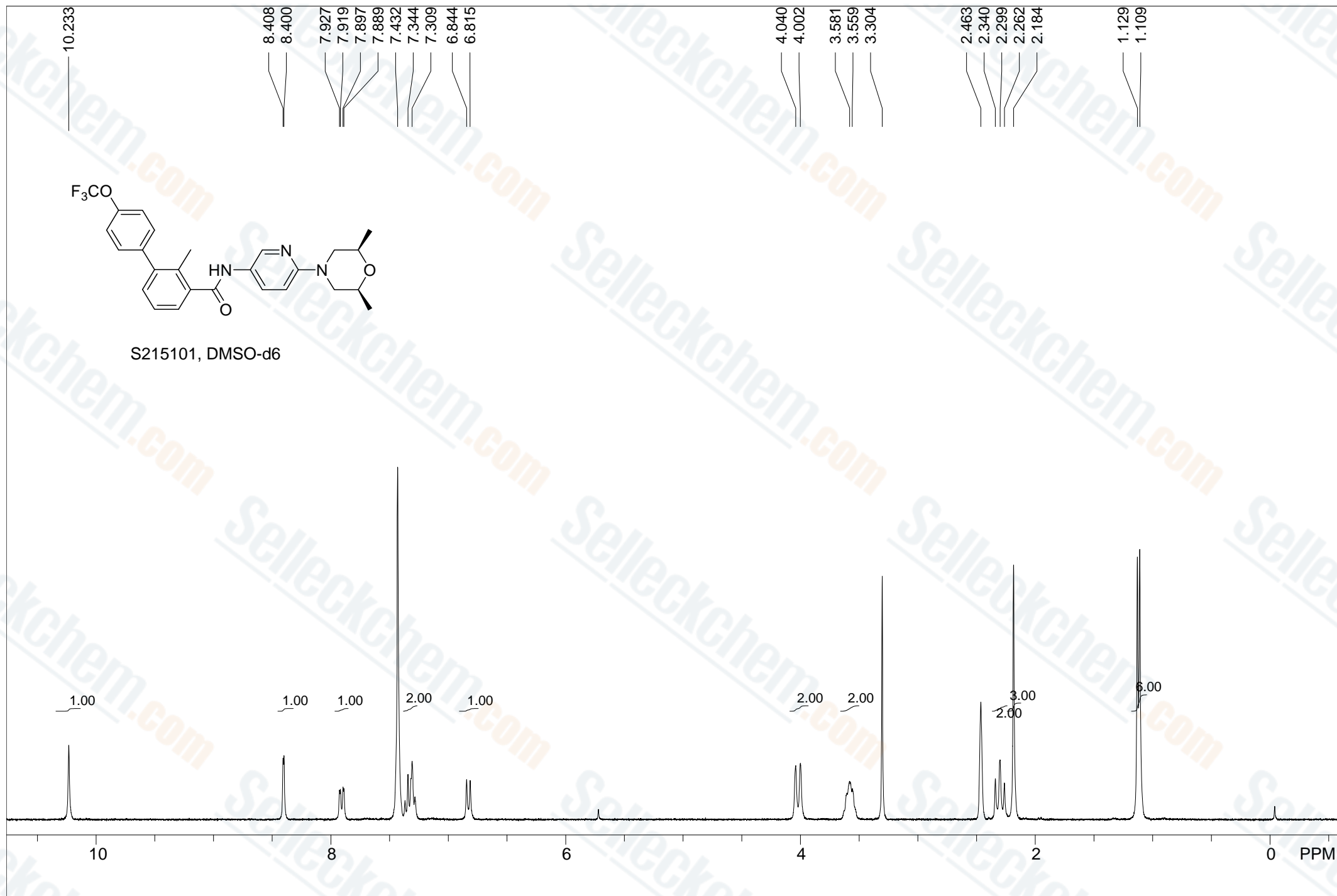
	Name	RT	Area	% Area
1		2.289	10571	0.14
2		13.214	7547012	99.86



STANDARD PROTON PARAMETERS

F1: 399.657	F2: 100.503	SW1: 6831	OF1: 2607.7	PTS1d: 32768, 32768
EX: s2pul	PW: 6.5 us	PD: 1.0 sec	NA: 8	LB: 0.0

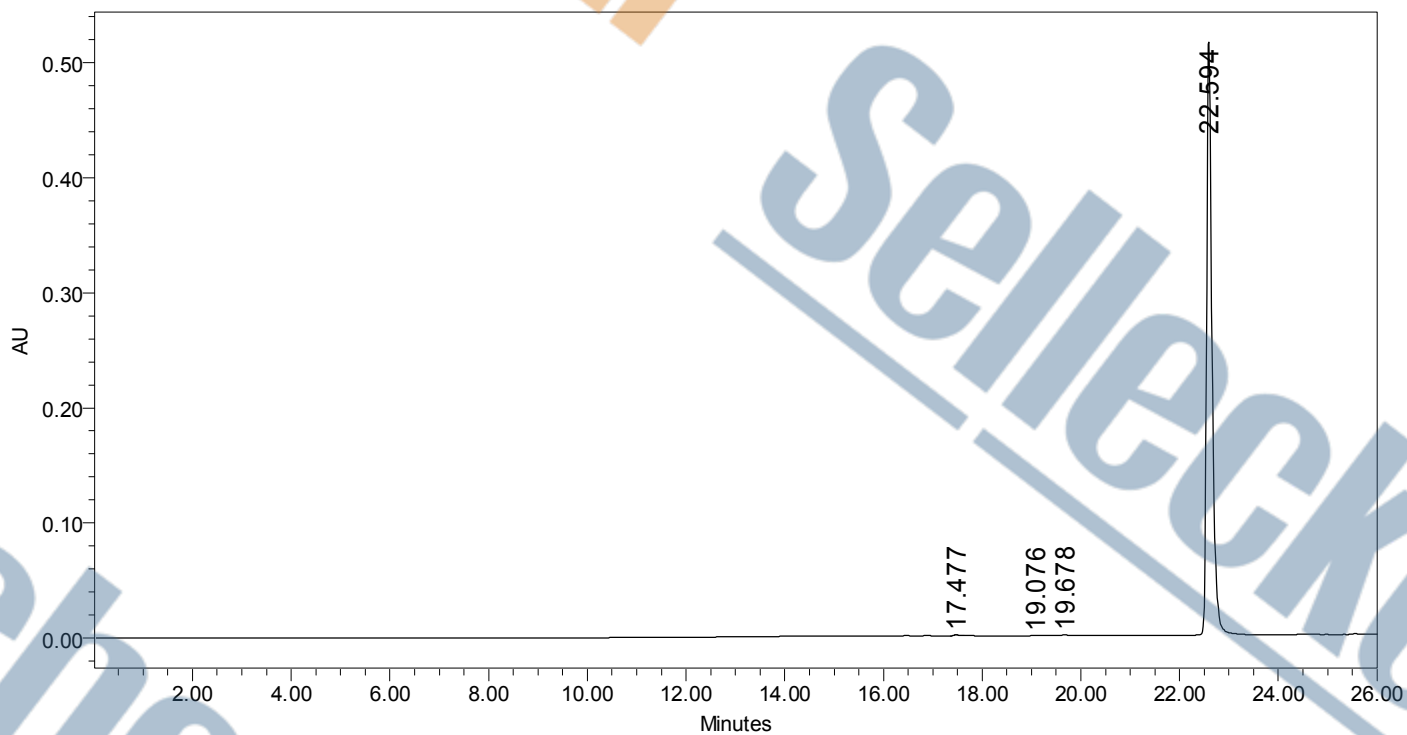
Nuts - \$S215005 Neratinib (HKI-272)



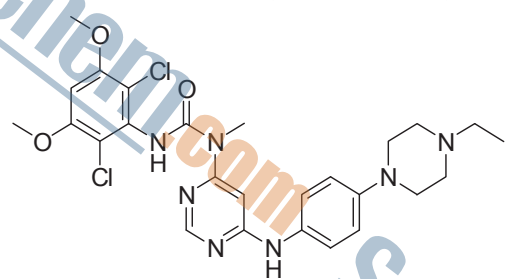
F1: 300.130	F2: 1.000	SW1: 7485	OF1: 1385.9	PTS1d: 32768
EX: zg30	PW: 10.0 us	PD: 1.0 sec	NA: 17	LB: 0.0

SAMPLE INFORMATION


Sample Name: F475 S215101 LDE225	Acquired By: System
Sample Type: Unknown	
Vial: 1	Acq. Method Set: YZR
Injection #: 13	Processing Method: 276
Injection Volume: 20.00 ul	Channel Name: 2487Channel 1
Run Time: 26.0 Minutes	Proc. Chnl. Descr.: 276
Sample Set Name:	



	RT	Area	% Area	Height
1	17.477	6295	0.16	928
2	19.076	2264	0.06	283
3	19.678	7541	0.19	899
4	22.594	3959405	99.60	516376



S218306, DMSO-d6

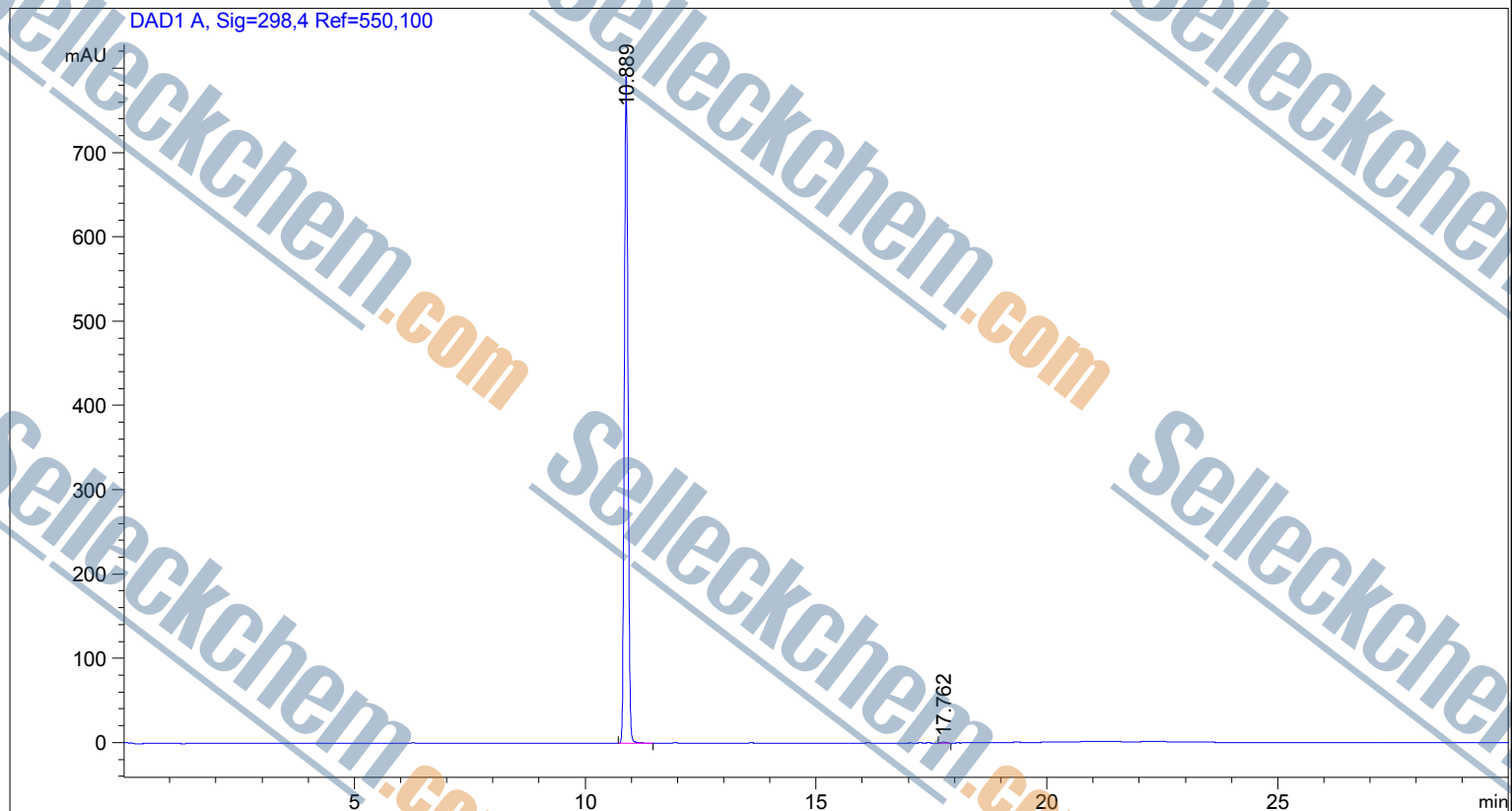


STANDARD PROTON PARAMETERSga;blank line;blank line;blank line					
F1: 399.658	F2: 100.503	SW1: 8803	OF1: 3607.0	PTS1d: 32768	32768
EX: s2pul	PW: 6.5 us	PD: 1.0 sec	NA: 8	LB: 0.0	Nuts - SS218306 BGI398 (NVP-BGI398)

Acq. Operator : SYSTEM
Acq. Instrument : 12601c

Seq. Line : 1
Location : Vial 1

Inj Volume : 20.000 µl



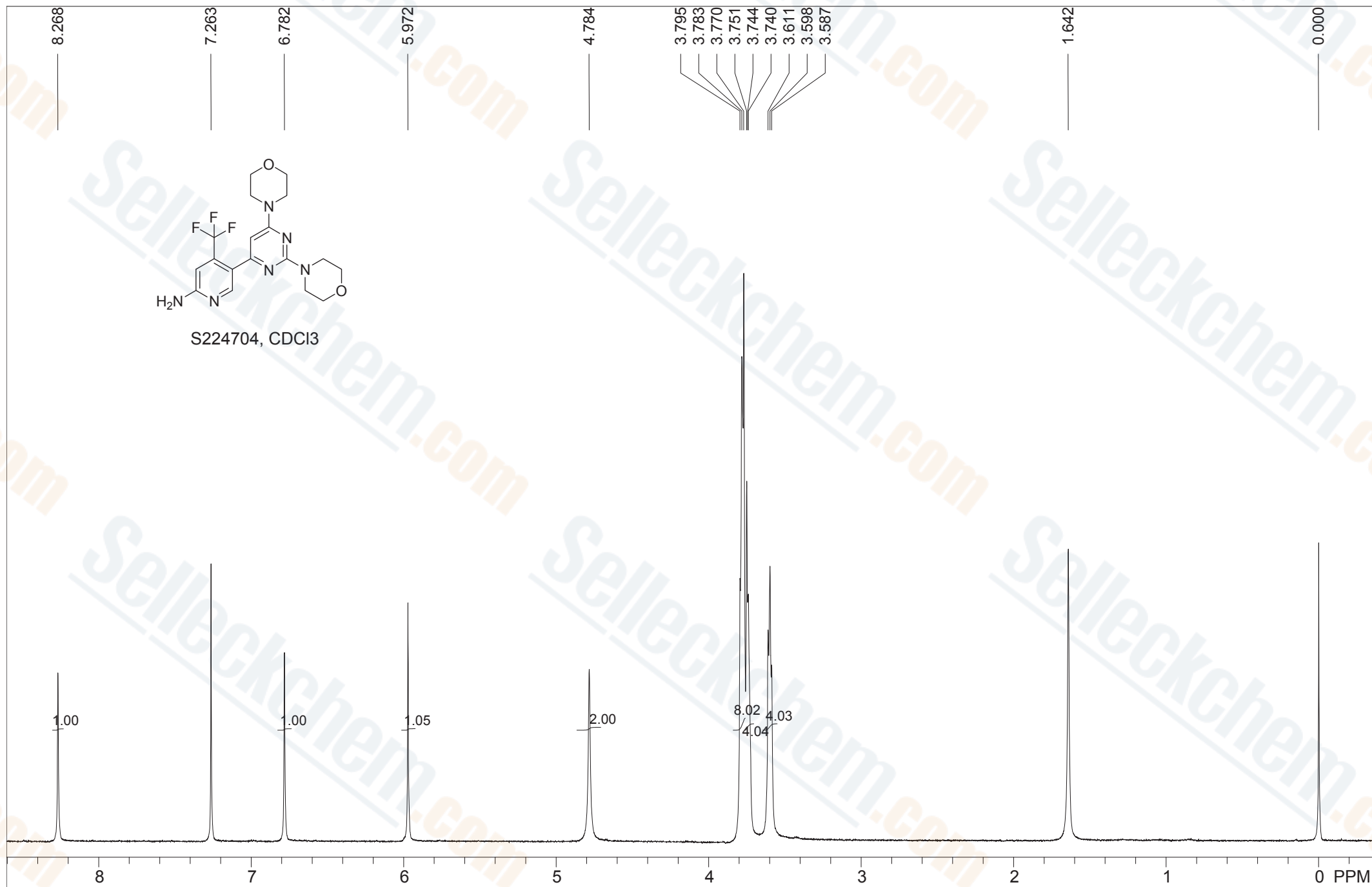
Area Percent Report

Sorted By : Signal
Multiplier : 1.0000
Dilution : 1.0000
Use Multiplier & Dilution Factor with ISTDs

Signal 1: DAD1 A, Sig=298,4 Ref=550,100

Peak #	RetTime [min]	Type	Width [min]	Area [mAU*s]	Height [mAU]	Area %
1	10.889	BB	0.0838	4336.02051	792.97778	99.8729
2	17.762	BB	0.0756	5.52012	1.11781	0.1271
Totals :				4341.54063	794.09559	

*** End of Report ***



STANDARD PROTON PARAMETERS

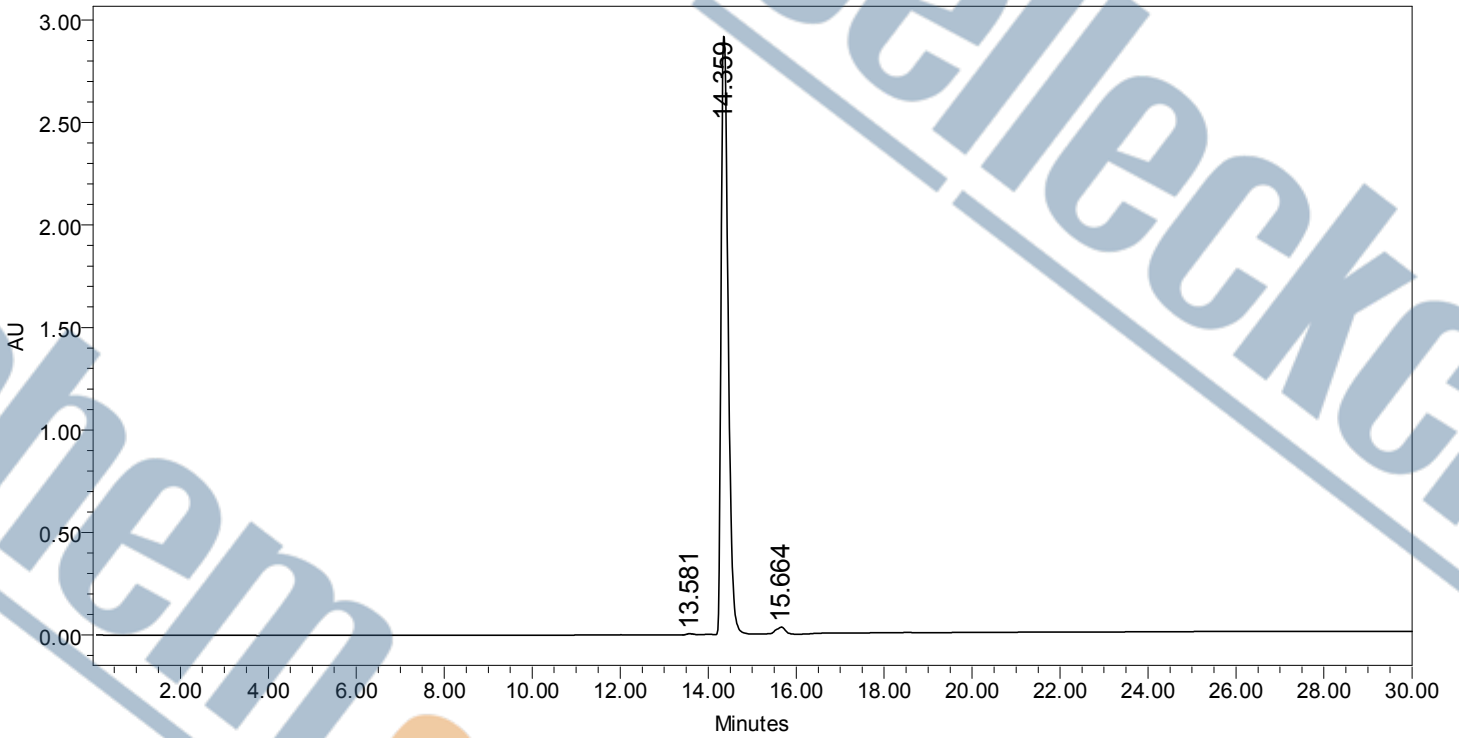
F1: 399.654	F2: 100.502	SW1: 6410	OF1: 2402.2	PTS1d: 16384 , 16384
EX: s2pul	PW: 6.5 us	PD: 1.0 sec	NA: 8	LB: 0.0

Nuts - \$S224704 BKM-120 CDCl₃

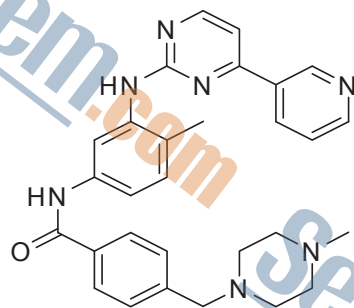
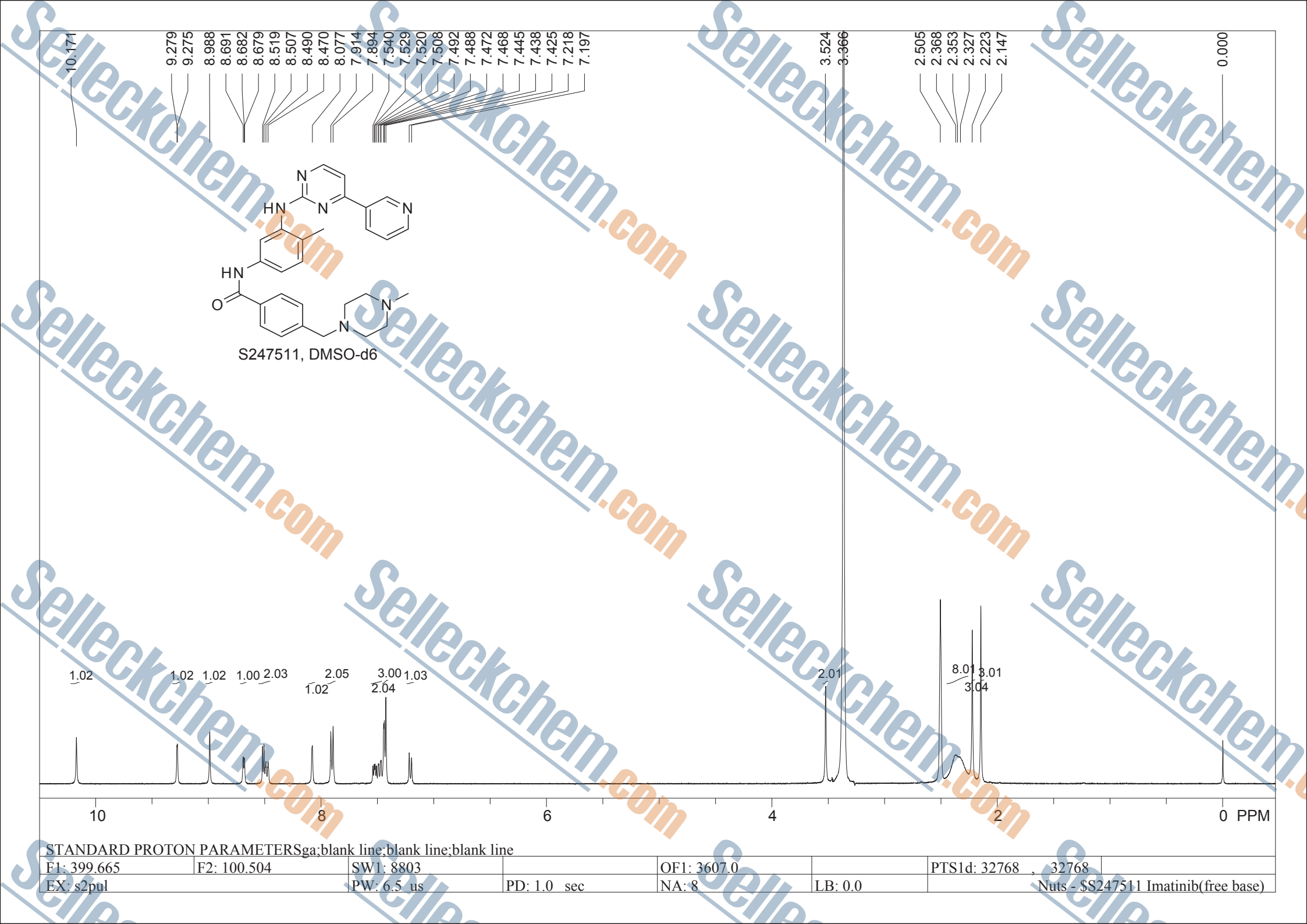
SAMPLE INFORMATION

Sample Name: F4043 S224704 BKM-120
Sample Type:
Viat: 1
Injection #: 11
Injection Volume: 20.00 ul
Run Time: 30.0 Minutes
Sample Set Name:

Acquirde By: System
Acq. Method Set: Z
Processing Method: 254
Channel Name:
Proc. Chnl. Descr: 254



	RT	Area	Height	% Area
1	13.581	50964	5619	0.16
2	14.359	32279847	2938246	99.09
3	15.664	277382	30300	0.75



S247511, DMSO-d6

10.171
9.279
9.275
8.988
8.691
8.682
8.679
8.519
8.507
8.490
8.470
8.077
7.914
7.894
7.540
7.529
7.520
7.508
7.492
7.488
7.472
7.468
7.445
7.438
7.425
7.218
7.197

3.524
3.366
2.505
2.368
2.353
2.327
2.223
2.147
0.000

1.02
1.02
1.02
1.00
2.03
2.05
1.02
3.00
2.04
1.03
2.01
8.01
3.01
3.04

10 8 6 4 2 0 PPM


STANDARD PROTON PARAMETERSga:blank line:blank line:blank line					
F1: 399.665	F2: 100.504	SW1: 8803	OF1: 3607.0	PTS1d: 32768	32768
EX: s2pul	PW: 6.5 us	PD: 1.0 sec	NA: 8	LB: 0.0	Nuts - SS247511 Imatinib(free base)

Acq. Operator : SYSTEM
Acq. Instrument : 12601c

Seq. Line : 4
Location : Vial 99

Inj Volume : 2.000 µl

Additional Info : Peak(s) manually integrated



Area Percent Report

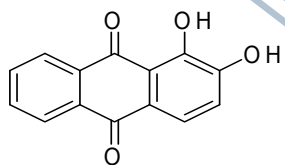
Sorted By : Signal
Multiplier : 1.0000
Dilution : 1.0000
Use Multiplier & Dilution Factor with ISTDs

Signal 1: DAD1 B, Sig=268,4 Ref=550,100


Peak #	RetTime [min]	Type	Width [min]	Area [mAU*s]	Height [mAU]	Area %
1	4.925	VB	0.0443	3089.56934	1082.49927	99.6232
2	6.790	MM	0.3738	11.68496	5.20961e-1	0.3768

Totals : 3101.25429 1083.02023

*** End of Report ***



S252601, DMSO-d6



blank line proton: blank line

F1: 399.635

F2: 100.497

SW1: 7225

PW: 7.2 us

PD: 2.0 sec

OF1: 2810.0

NA: 8

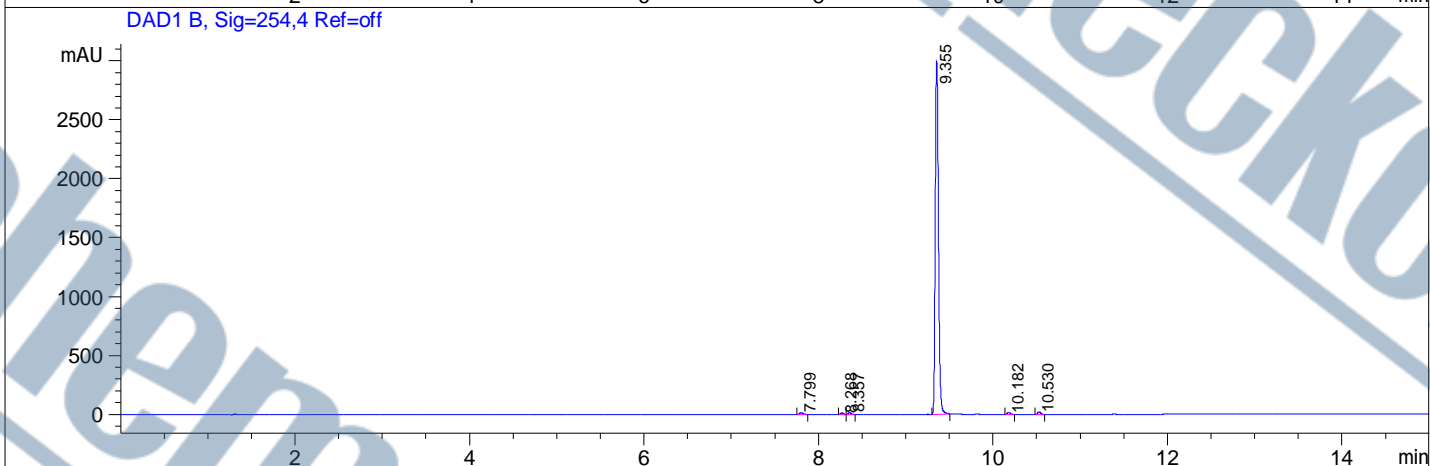
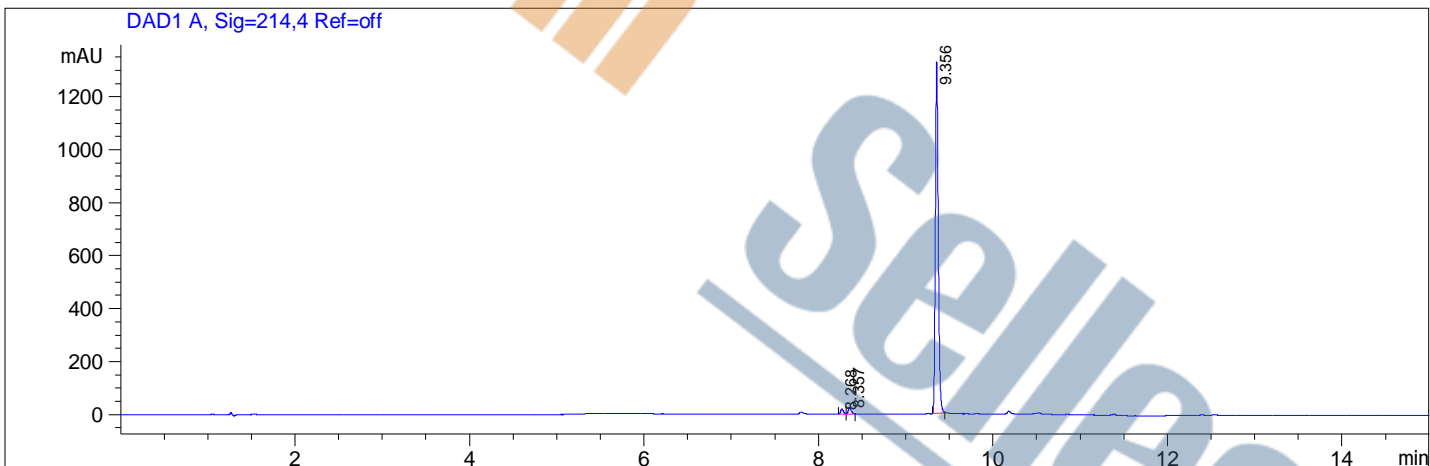
LB: 0.0

PTS1d: 14803, 16384

Nuts - \$1

File D:\DATA\T28\CP-000B291-00095-HPLCA004.D

Sample Name : CP-000B291 Location : P1-D-09
 Acq. Operator : HPLCA004 Inj : 0
 Spec. Reported : MS Integration Inj Volume : 1 ul
 Acq. Method : C:\Chem32\1\METHODS\2-HPLC-15MIN.M
 Analysis Method : C:\Chem32\1\METHODS\2-HPLC-15MIN.M
 Sample Info :
 Method Info : Mobile Phase: A: water(0.01%TFA) B: ACN(0.01%TFA)
 Gradient: 0min 5%B,3min 5%B,10min 95%B,15min 95%B
 Flow Rate: 1.2 ml/min
 Column: Eclipse XDB-C18,4.6*150mm,5um
 Oven Temperature: 40 C



Integration Results for DAD1 A, Sig=214,4 Ref=off

RetTim	Width	Area	Height	Area%
8.27	0.03	43.51	18.91	1.37
8.36	0.04	59.00	24.52	1.86
9.36	0.04	3074.40	1326.35	96.77

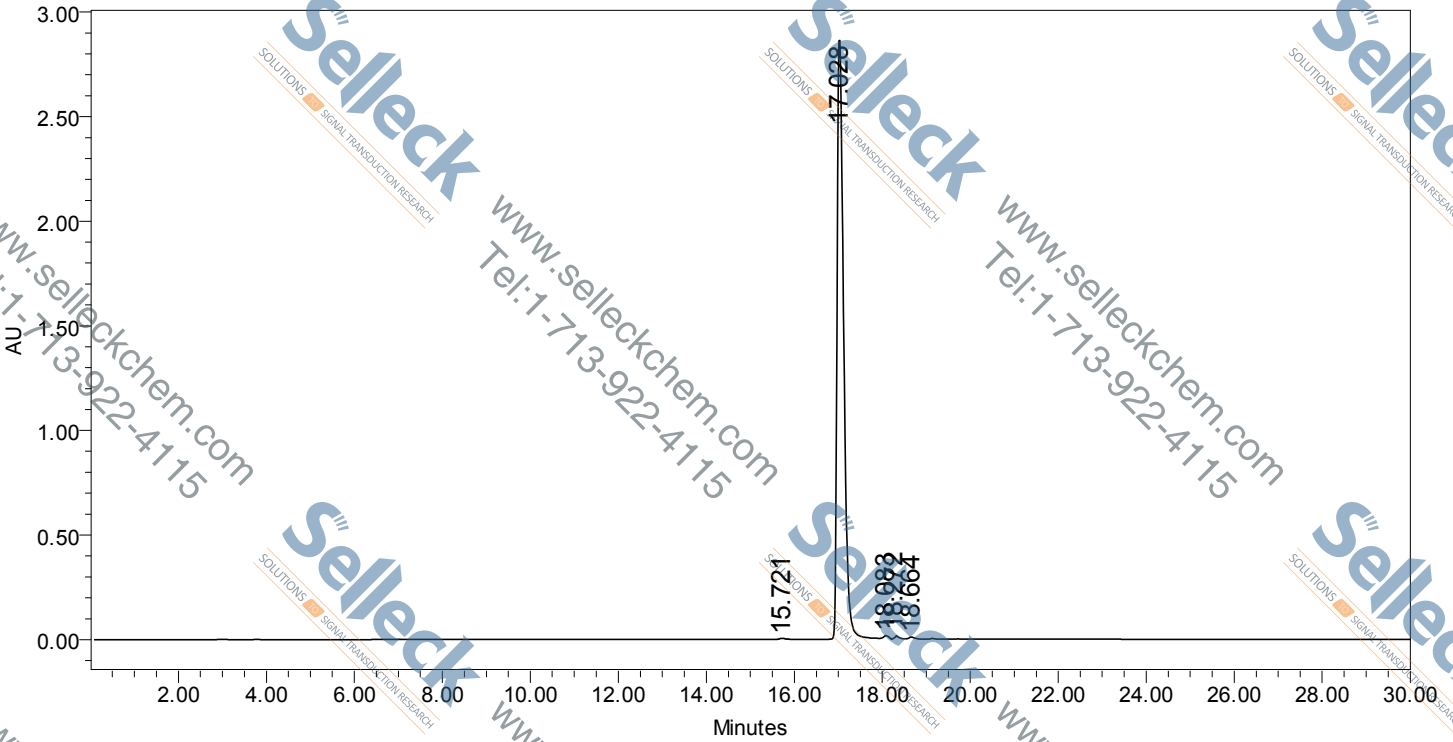
Integration Results for DAD1 B, Sig=254,4 Ref=off

RetTim	Width	Area	Height	Area%
7.80	0.05	54.97	18.00	0.70
8.27	0.03	33.89	14.60	0.43
8.36	0.04	45.47	18.70	0.58
9.36	0.04	7673.82	2992.80	97.17
10.18	0.04	40.73	17.04	0.52
10.53	0.04	48.19	20.83	0.61

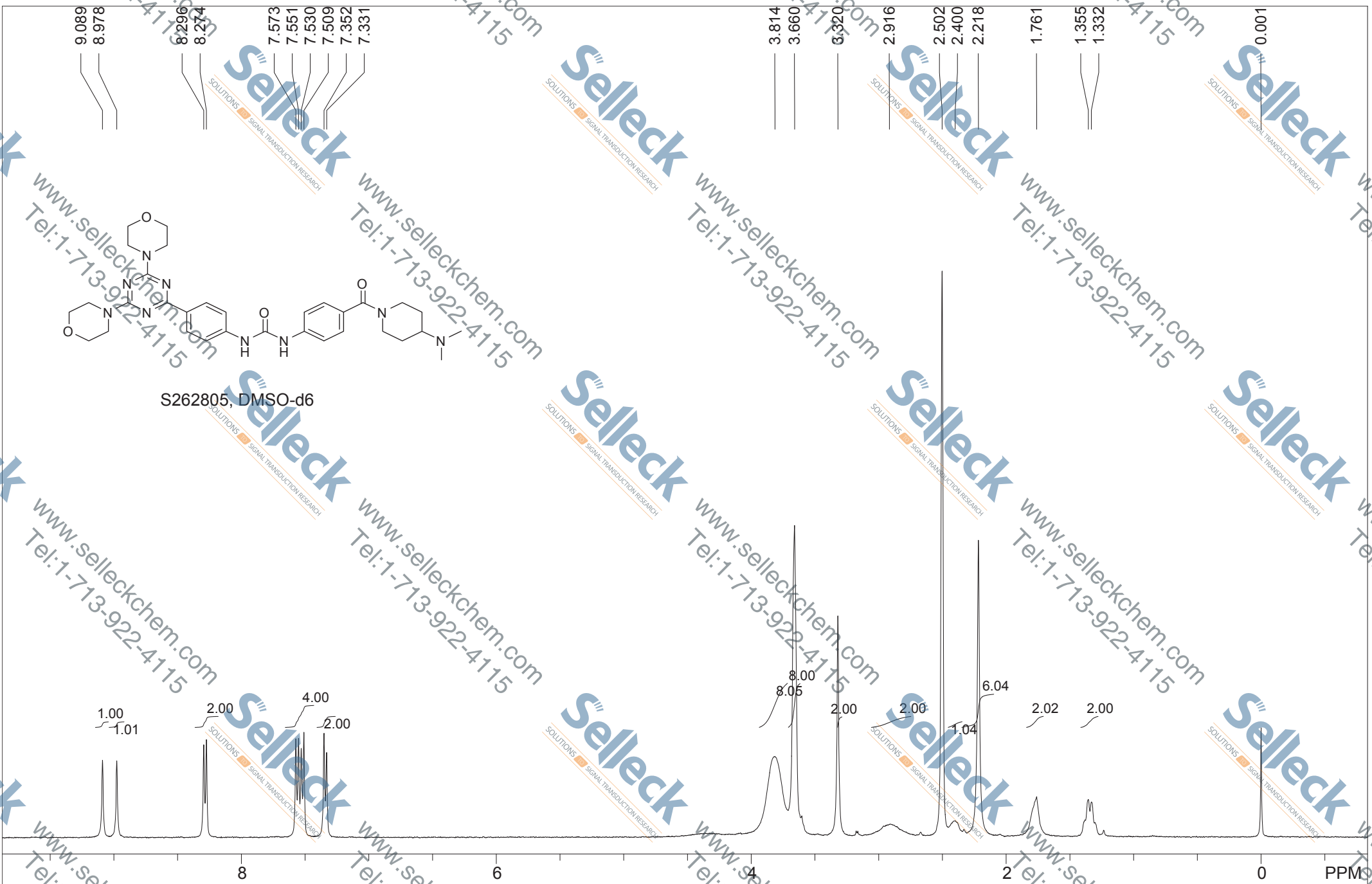
SAMPLE INFORMATION

Sample Name: F1230 S262805 PKI-587
Sample Type:
Vial: 1
Injection #: 2
Injection Volume: 20.00 ul
Run Time: 30.0 Minutes
Sample Set Name:

Acquire By: System
Acq Method Set: YZR
Processing Method: 301
Channel Name:
Proc. Chnl. Descr: 301



	RT	Area	Height	% Area
1	15.721	42224	4759	0.14
2	17.028	29783931	2870679	99.01
3	18.083	97990	13508	0.33
4	18.272	86804	19226	0.29
5	18.664	72710	9290	0.24



S262805, DMSO-d6

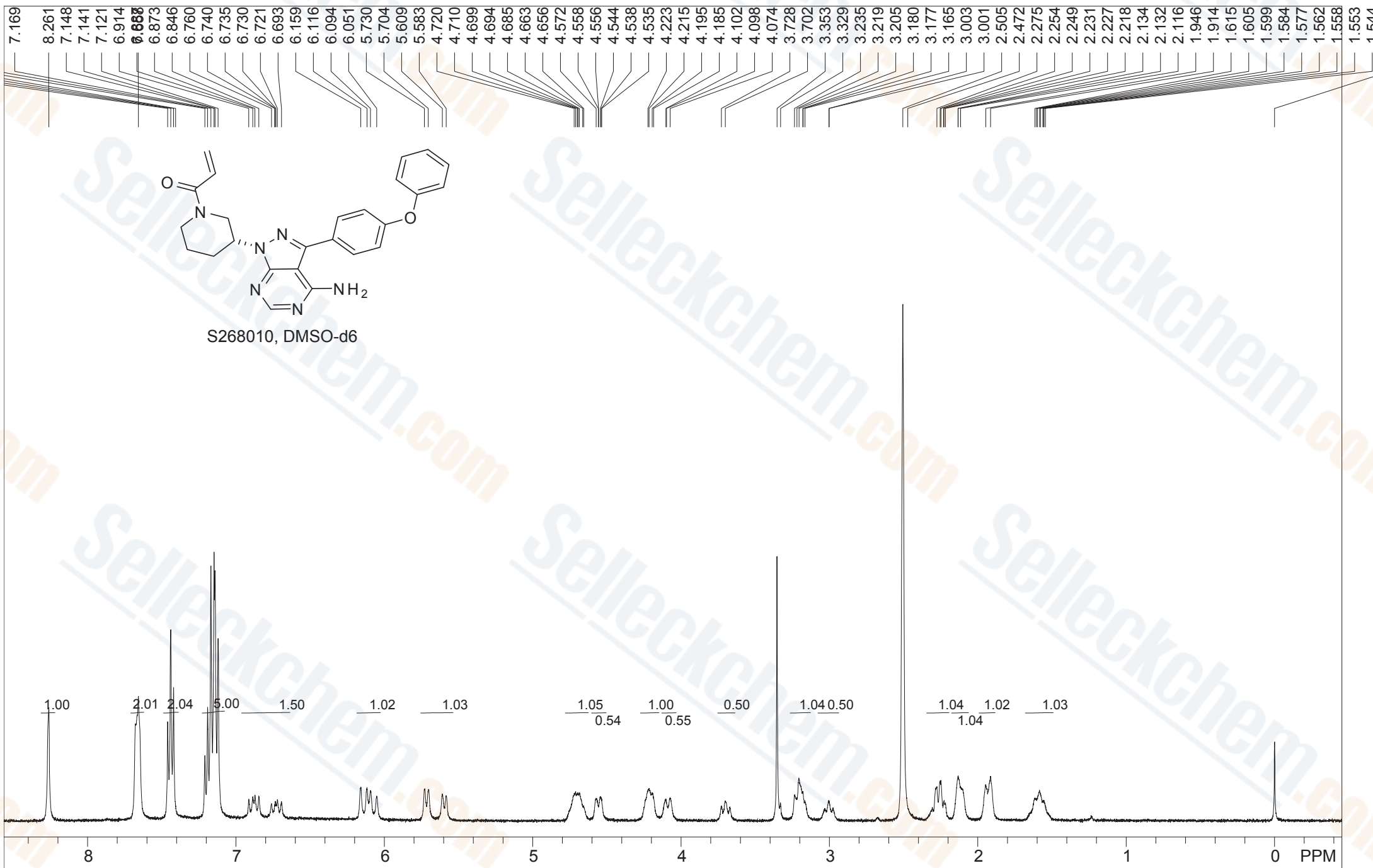
Std proton: blank line							
F1: 399.636	F2: 100.497	SW1: 8803		OF1: 3604.6		PTS1d: 18035	32768
EX: s2pul	PW: 7.2 us	PD: 2.0 sec	NA: 8	LB: 1.0	Nuts - S262805 PKI-587		



STANDARD PROTON PARAMETERSga:blank line:blank line:blank line

F1: 399.665	F2: 100.504	SW1: 8803	OF1: 3605.9	PTS1d: 32768 , 32768
EX: s2pul	PW: 6.5 us	PD: 1.0 sec	NA: 8	LB: 0.0

Nuts - \$S267308 GSK1120212



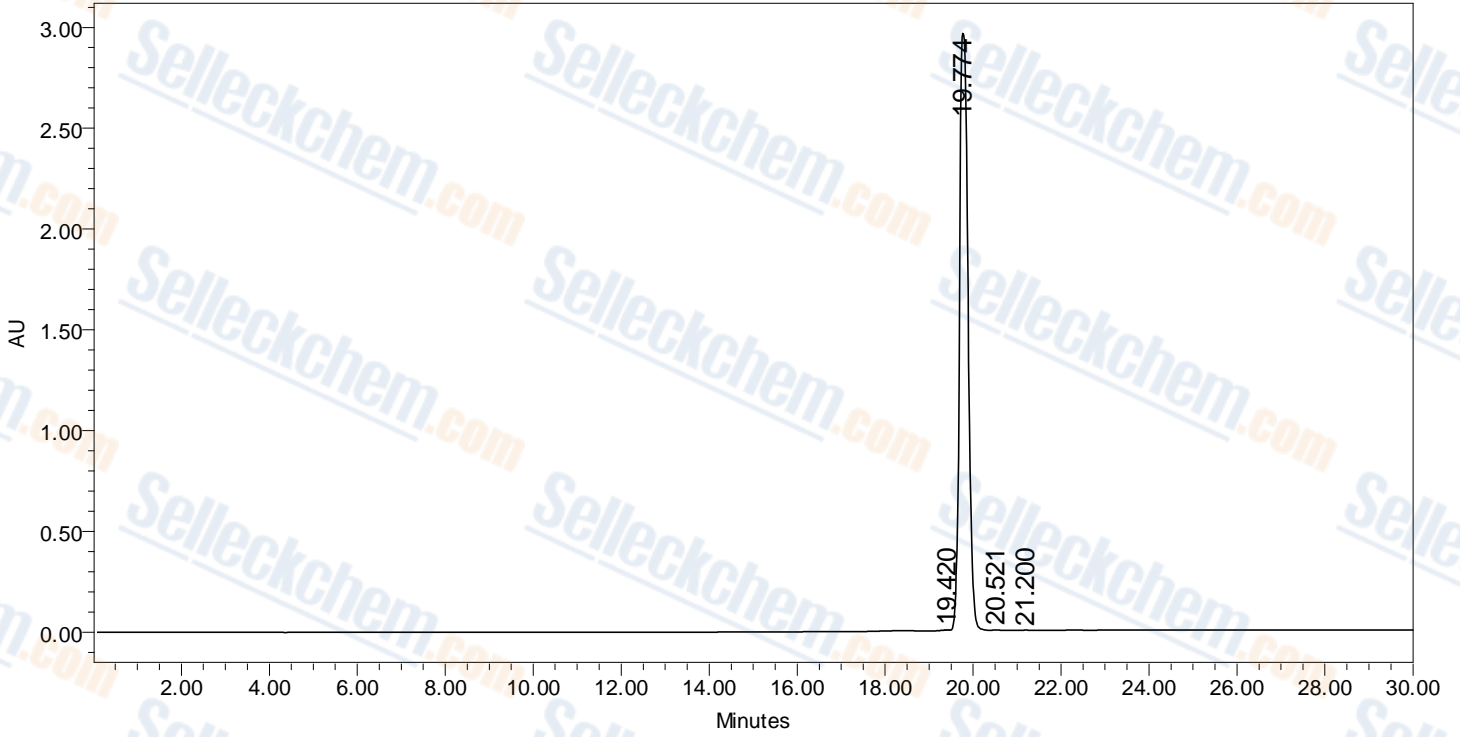
STANDARD PROTON PARAMETERS

F1: 399.658	F2: 100.503	SW1: 8803	OF1: 3608.6	PTS1d: 32768 , 32768
EX: s2pul	PW: 6.5 us	PD: 1.0 sec	NA: 8	LB: 0.0

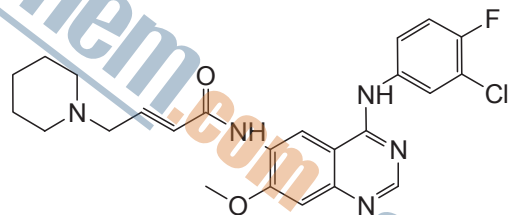
Nuts - \$S268010 PCI-32765

SAMPLE INFORMATION

Sample Name: F4526 S268010 PCI-32765 Acquire By: System
Sample Type: Acq. Method Set: Z
Viat: 1 Processing Method: 257
Injection #: 5 Channel Name:
Injection Volume: 20.00 ul Proc. Chnl. Descr: 257
Run Time: 30.0 Minutes
Sample Set Name:



	RT	Area	Height	% Area
1	19.420	33525	3169	0.08
2	19.774	39830048	2970885	99.82
3	20.521	18195	2325	0.05
4	21.200	18293	1536	0.05



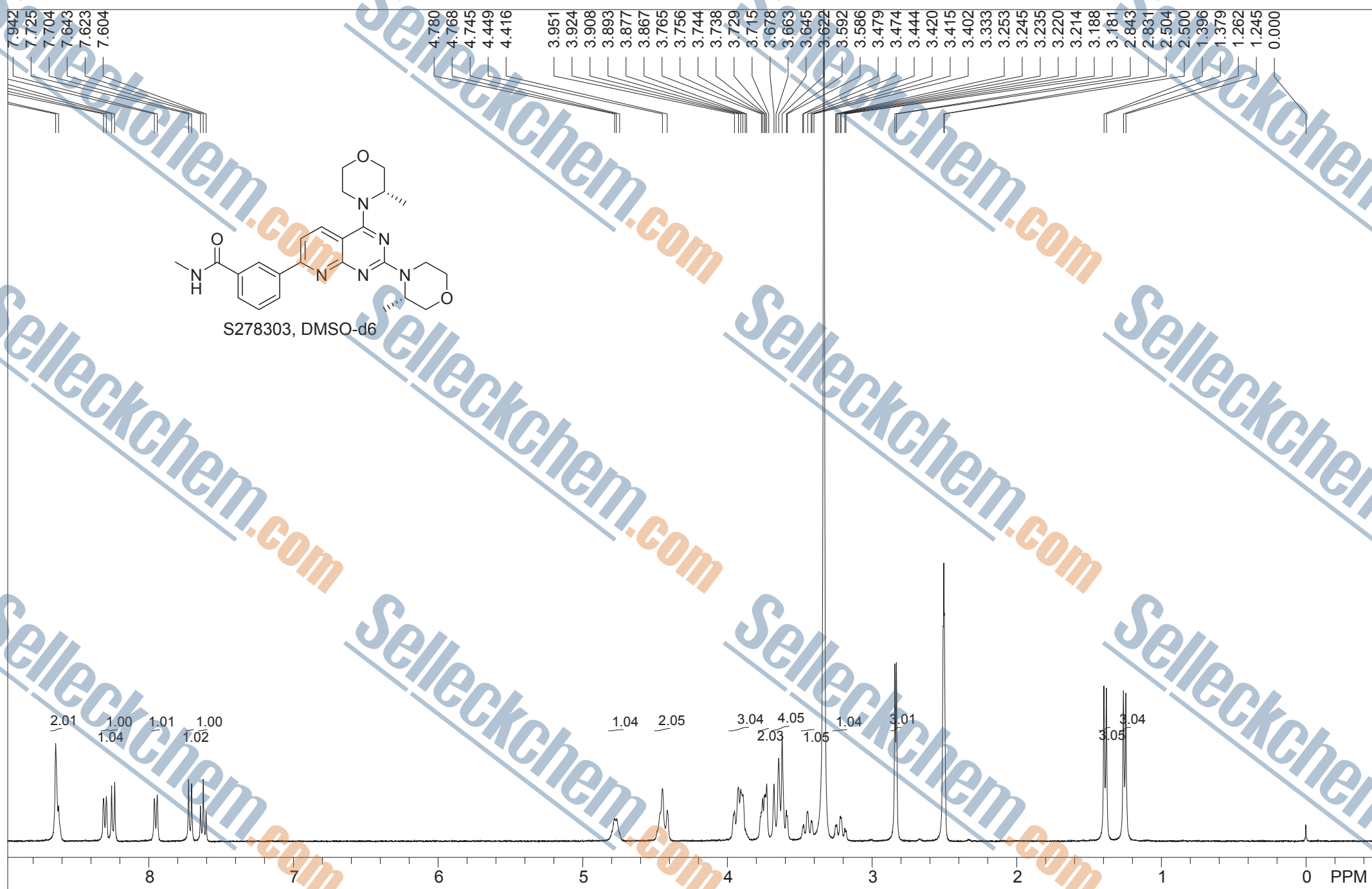
S272704, DMSO-d6



STANDARD PROTON PARAMETERSga;blank line;blank line;blank line

F1: 399.665	F2: 100.504	SW1: 8803	OF1: 3606.7	PTS1d: 32768 , 32768
EX: s2pul	PW: 6.5 us	PD: 1.0 sec	NA: 8	LB: 0.0

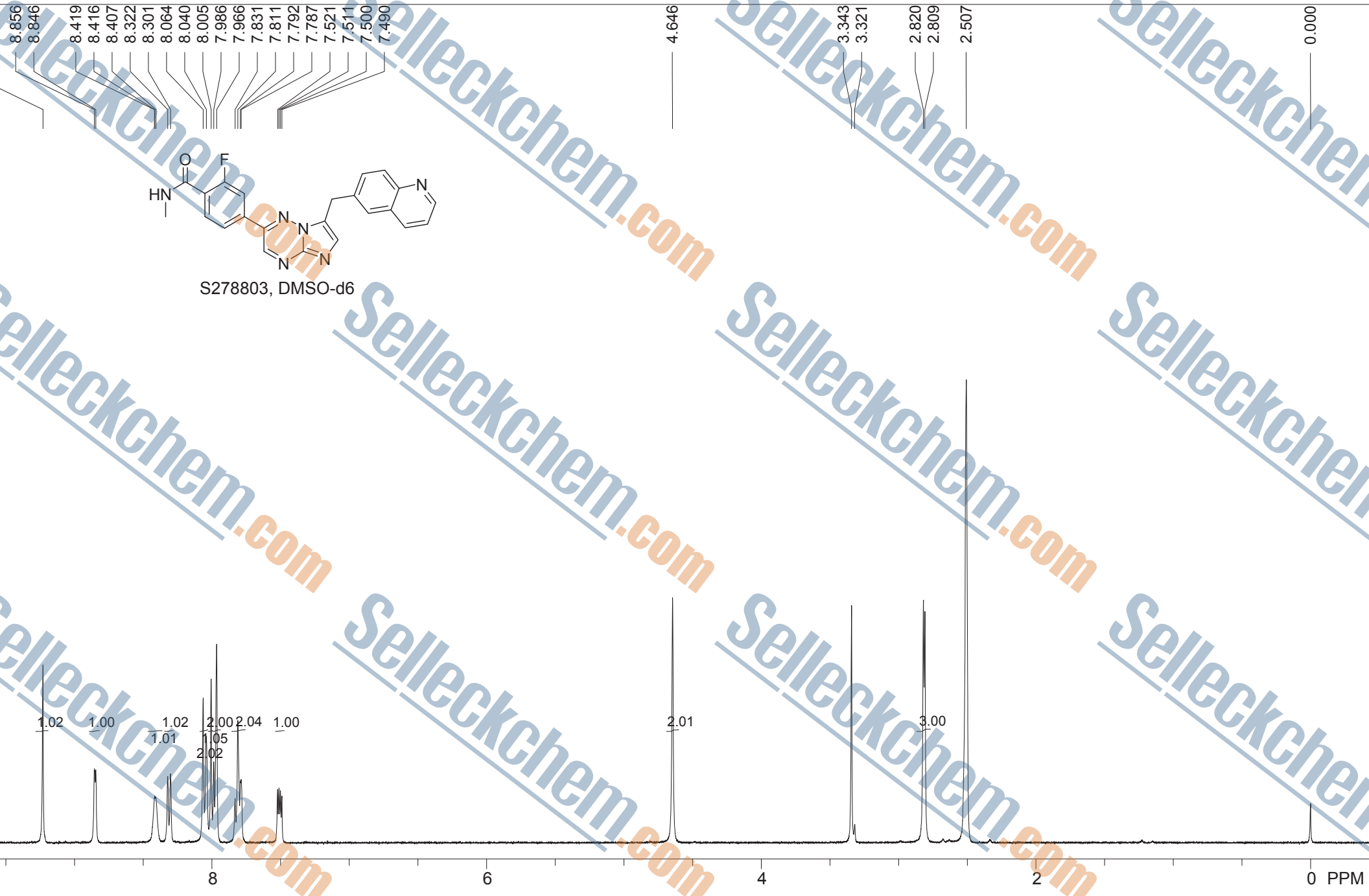
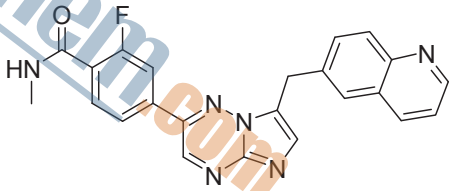

Nuts - \$\$S272704Dacomitinib (PF-00299804)



STANDARD PROTON PARAMETERS

F1: 399.665	F2: 100.504	SW1: 8803	OF1: 3606.2	PTS1d: 32768 , 32768
EX: s2pul	PW: 6.5 us	PD: 2.0 sec	NA: 8	LB: 0.0

Nuts - SS278303 AZD2014

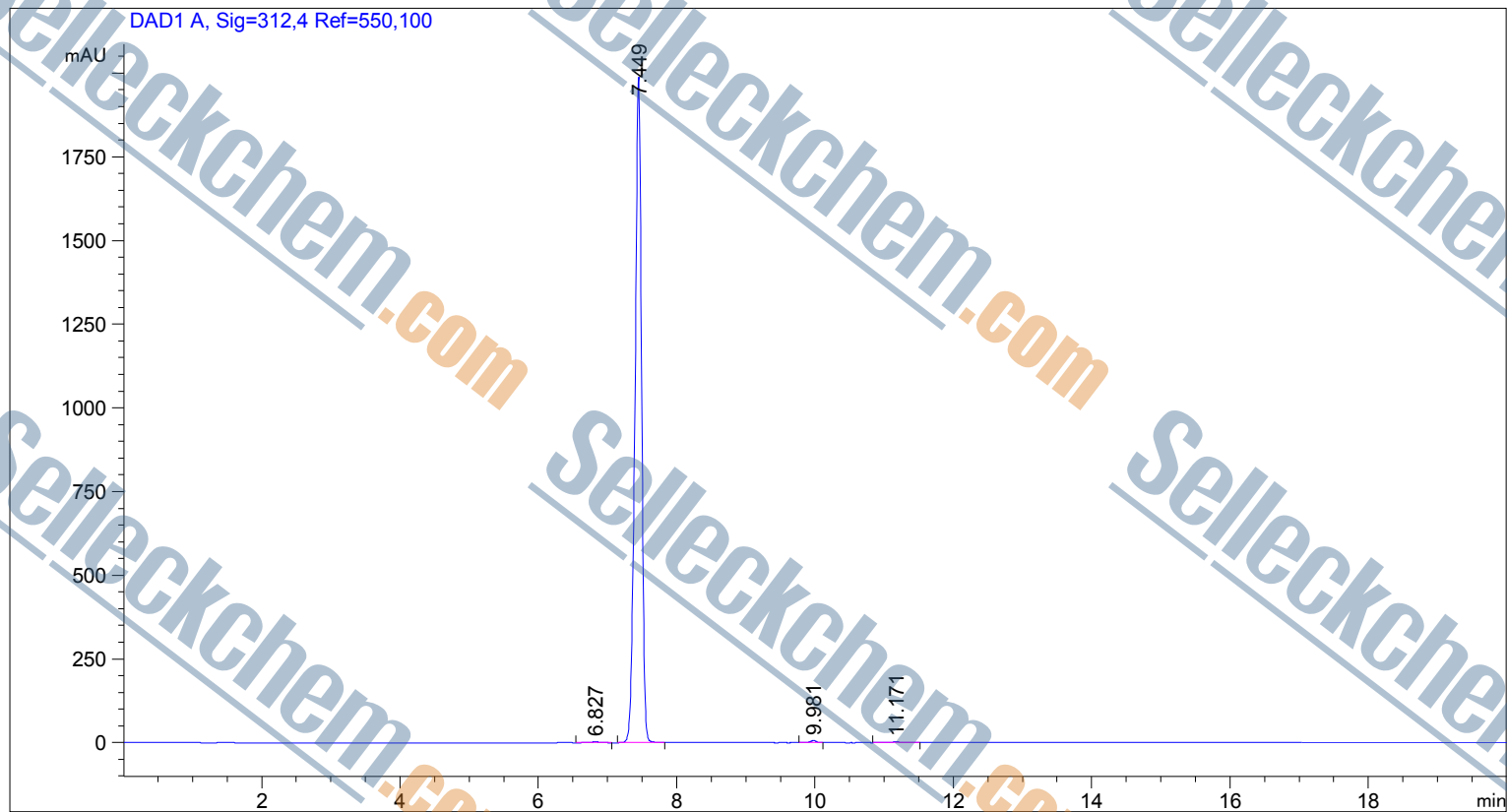


STANDARD PROTON PARAMETERSga:blank line:blank line:blank line				PTS1d: 32768 , 32768	
F1: 399.658	F2: 100.503	SW1: 8803	OF1: 3609.2	NA: 8	LB: 0.0
EX: s2pul	PW: 6.5 us	PD: 1.0 sec	Nuts - \$\$278803 INCB28060		

Acq. Operator : SYSTEM
 Acq. Instrument : 12601c

Seq. Line : 1
 Location : Vial 1

Inj Volume : 10.000 µl



Area Percent Report

Sorted By : Signal
 Multiplier : 1.0000
 Dilution : 1.0000
 Use Multiplier & Dilution Factor with ISTDs

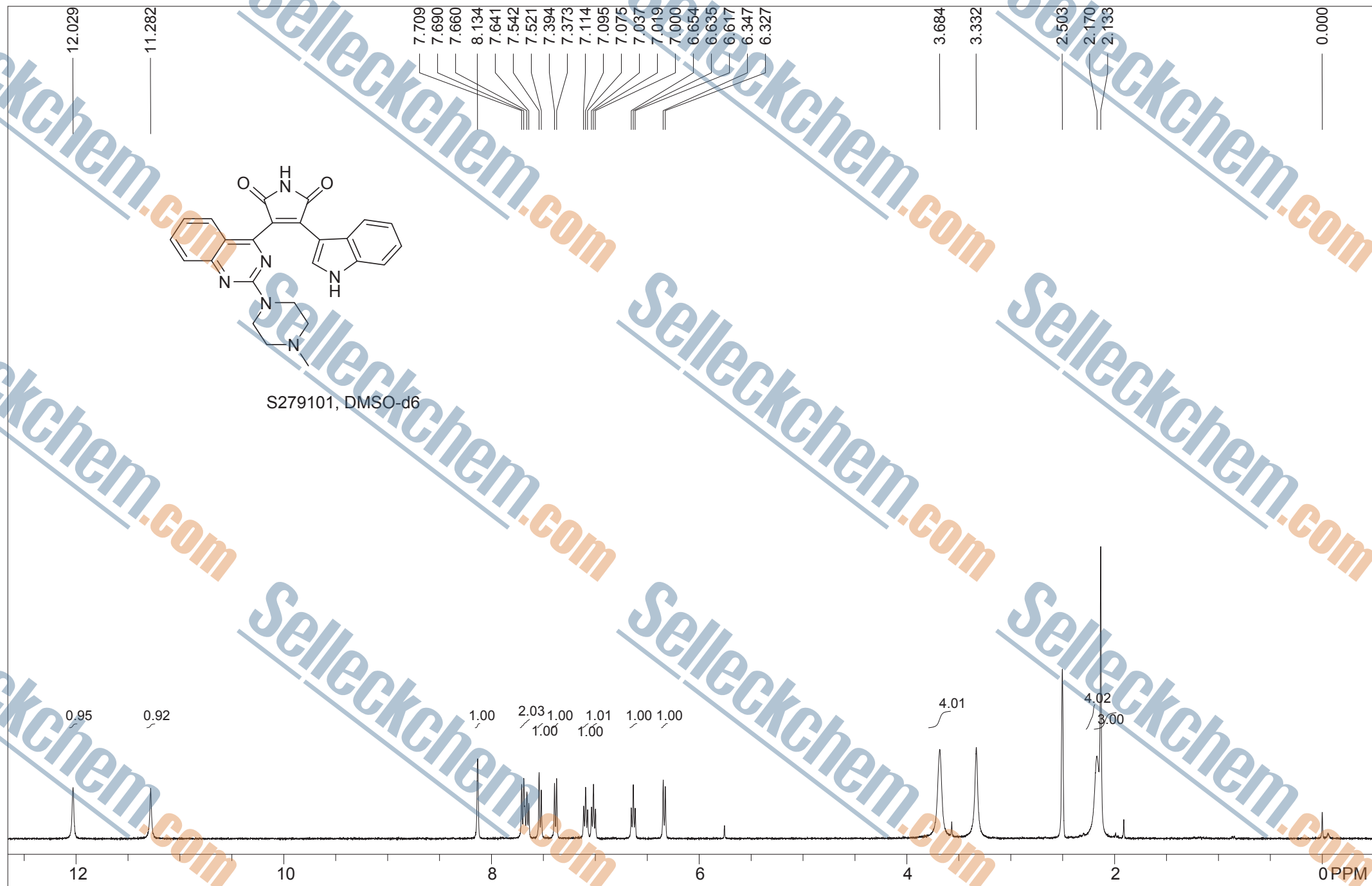
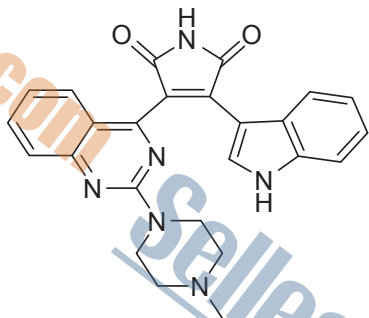
Signal 1: DAD1 A, Sig=312,4 Ref=550,100

Peak #	RetTime [min]	Type	Width [min]	Area [mAU*s]	Height [mAU]	Area %
1	6.827	BB	0.1175	24.32292	2.85224	0.1835
2	7.449	BB	0.0993	1.31752e4	1989.01953	99.3787
3	9.981	BB	0.0850	35.25434	6.33246	0.2659
4	11.171	BB	0.0961	22.78761	3.58560	0.1719

Totals : 1.32576e4 2001.78983

*** End of Report ***

S279101, DMSO-d6

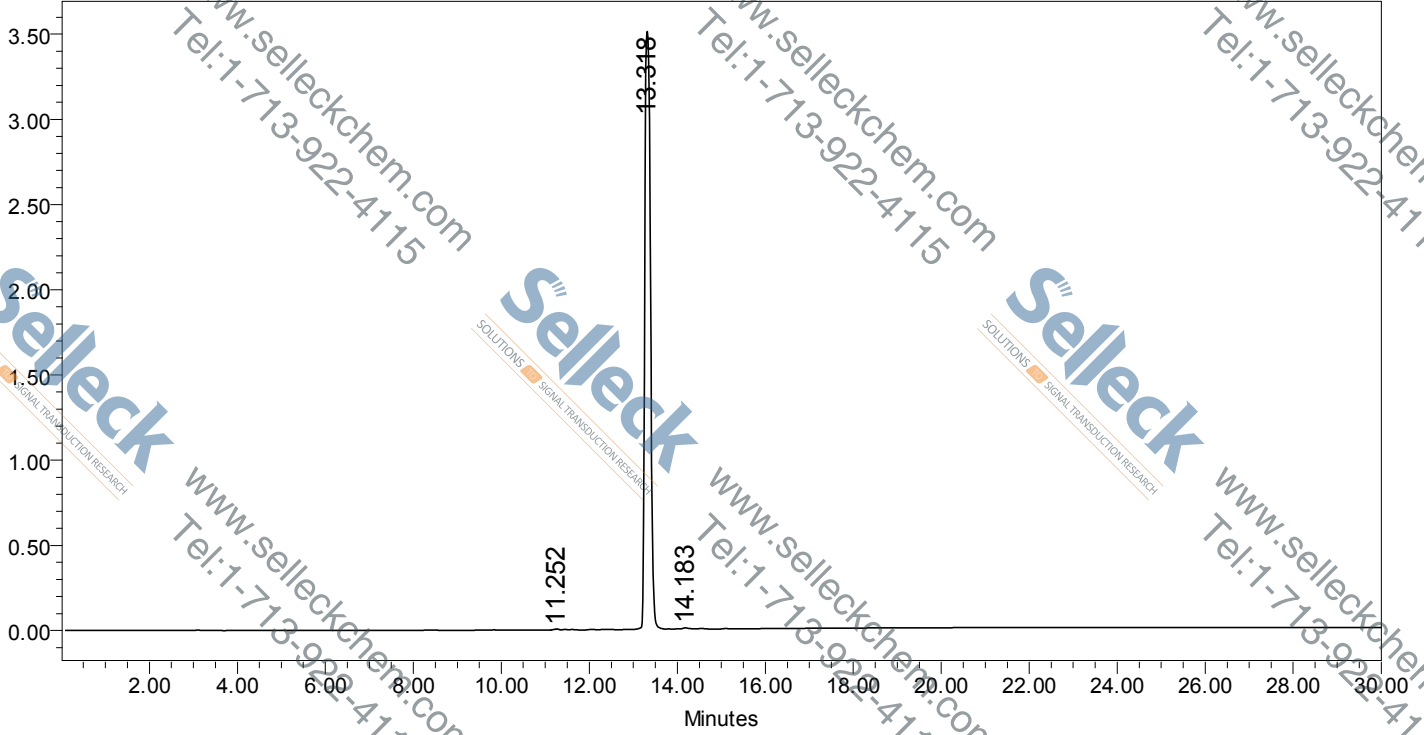


Std proton;blank line

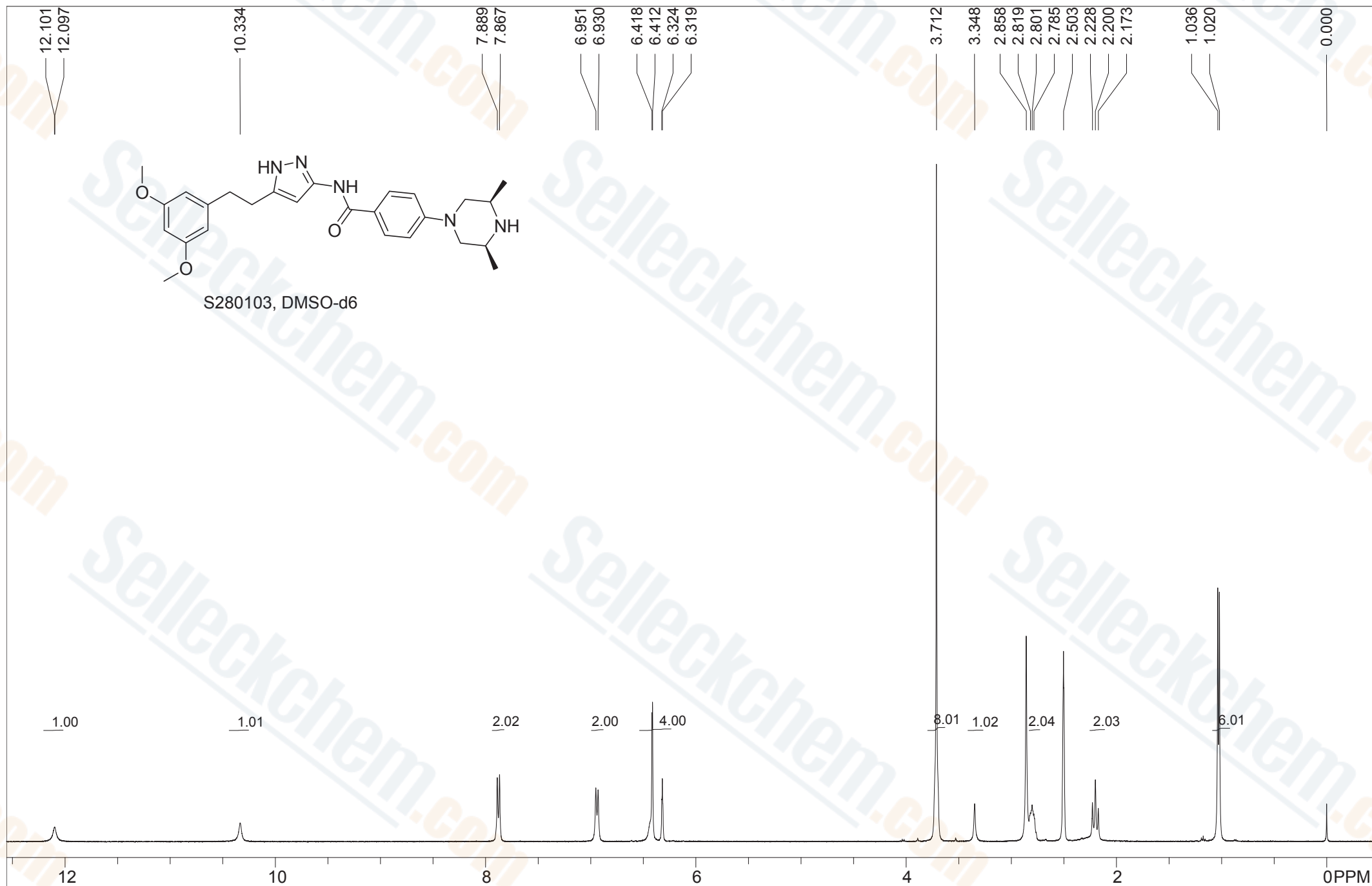
F1: 399.648	F2: 100.500	SW1: 7225	OF1: 2811.8	PTS1d: 14803, 16384
EX: s2pul	PW: 7.2 us	PD: 2.0 sec	NA: 8	LB: 0.0
Nuts - S279101 Sotrastaurin (AEB071)				

SAMPLE INFORMATION

Sample Name: F2152 S279101 Sotrasturin(AEB071) Acquirde By: System
Sample Type: Viat: 1 Acq. Method Set: Y
Injection #: 5 Processing Method: 254
Injection Volume: 20.00 ul Channel Name:
Run Time: 30.0 Minutes Proc. Chnl. Descr: 254
Sample Set Name:



	RT	Area	Height	% Area
1	11.252	30485	4381	0.10
2	13.318	31280107	3519001	99.78
3	14.183	38493	5443	0.12



STANDARD PROTON PARAMETERS

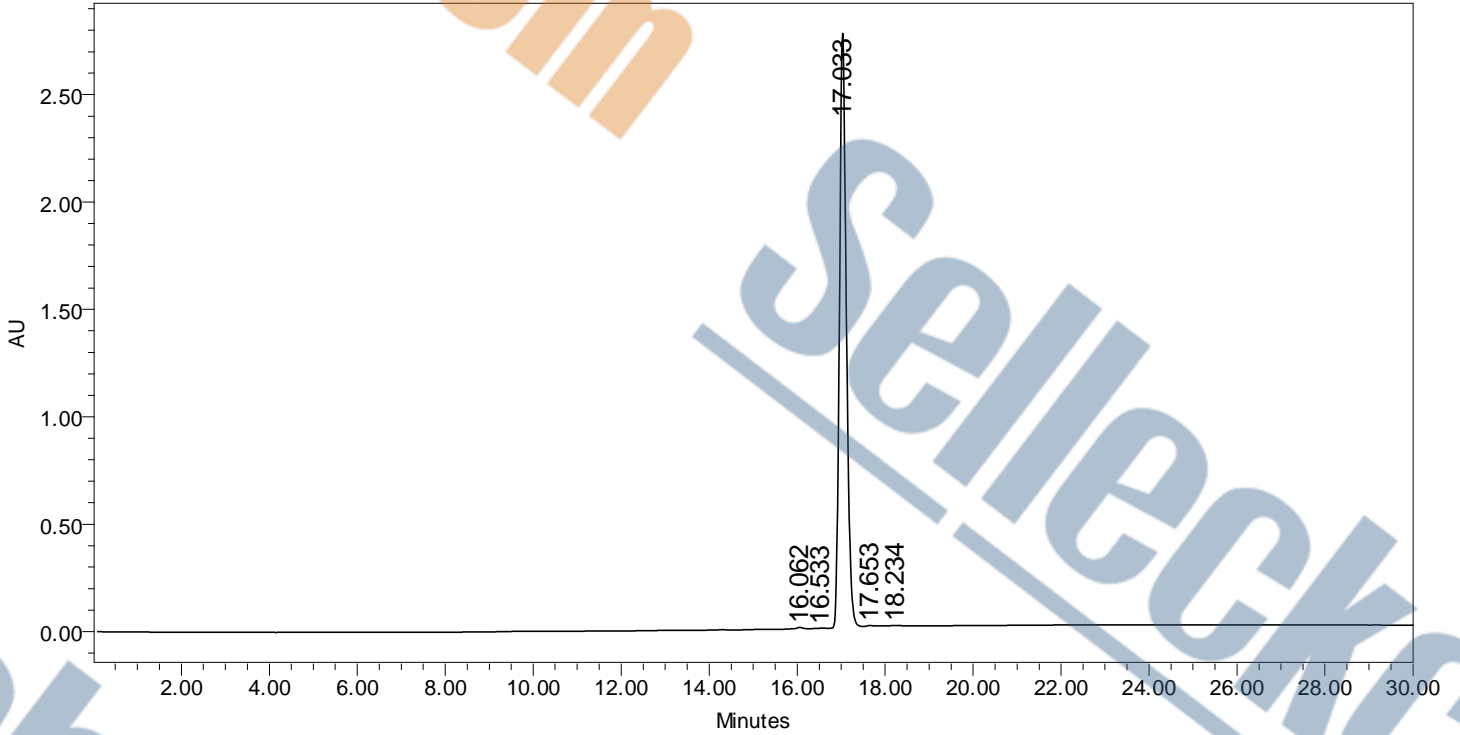
F1: 399.658	F2: 100.503	SW1: 8803	OF1: 3607.8	PTS1d: 32768, 32768
EX: s2pul	PW: 6.5 us	PD: 1.0 sec	NA: 8	LB: 0.0

Nuts - \$S280103 AZD4547

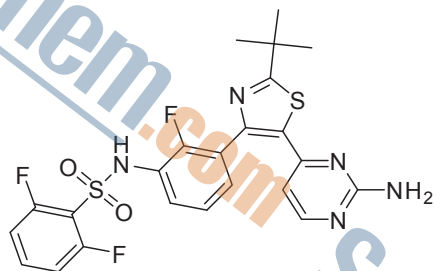
SAMPLE INFORMATION

Sample Name: F4412 S280103 AZD4547
Sample Type:
Viat: 1
Injection #: 36
Injection Volume: 20.00 ul
Run Time: 30.0 Minutes
Sample Set Name:

Acquirde By: System
Acq. Method Set: Z
Processing Method: 254
Channel Name:
Proc. Chnl. Descr: 254



	RT	Area	Height	% Area
1	16.062	52702	6418	0.17
2	16.533	12591	1116	0.04
3	17.033	30050372	2764956	99.68
4	17.653	21520	2668	0.07
5	18.234	8788	1175	0.03



S280707, DMSO-d6

7.985
7.972
7.701
7.686
7.670
7.665
7.457
7.439
7.423
7.379
7.363
7.347
7.308
7.300
7.288
7.268
7.245
7.222
6.776
5.837
5.825

3.349

2.504

1.402

0.000

1.00

1.00

1.01

1.03

3.05

2.00

1.01

9.00

10

8

6

4

2

0PPM


STANDARD PROTON PARAMETERS

F1: 399.665	F2: 100.504	SW1: 8803	OF1: 3607.0	PTS1d: 32768 , 32768
EX: s2pul	PW: 6.5 us	PD: 2.0 sec	NA: 8	LB: 0.0
				Nuts - SS280707 Dabrafenib (GSK2118436)

```

=====
Acq. Operator   : SYSTEM                   Seq. Line : 3
Acq. Instrument : 12601c                  Location  : Vial 63

                                         Inj Volume : 2.000 µl
Different Inj Volume from Sample Entry! Actual Inj Volume : 4.000 µl
    
```



Area Percent Report

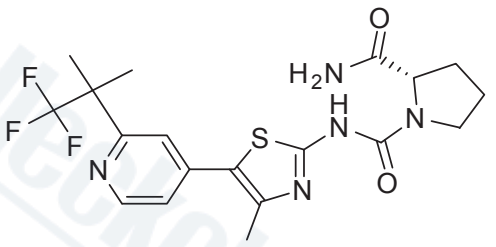
```

Sorted By       : Signal
Multiplier      : 1.0000
Dilution        : 1.0000
Use Multiplier & Dilution Factor with ISTDs
    
```

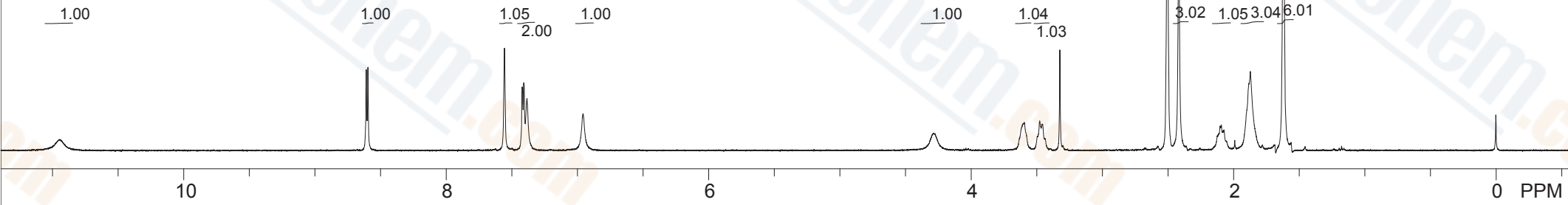
Signal 1: DAD1 F, Sig=329,4 Ref=550,100

Peak #	RetTime [min]	Type	Width [min]	Area [mAU*s]	Height [mAU]	Area %
1	11.599	BB	0.0590	38.80899	10.30138	0.9675
2	11.809	BB	0.0596	3596.79419	941.20087	99.0325
Totals :				3635.60318	951.50224	

*** End of Report ***



S281402, DMSO-d6



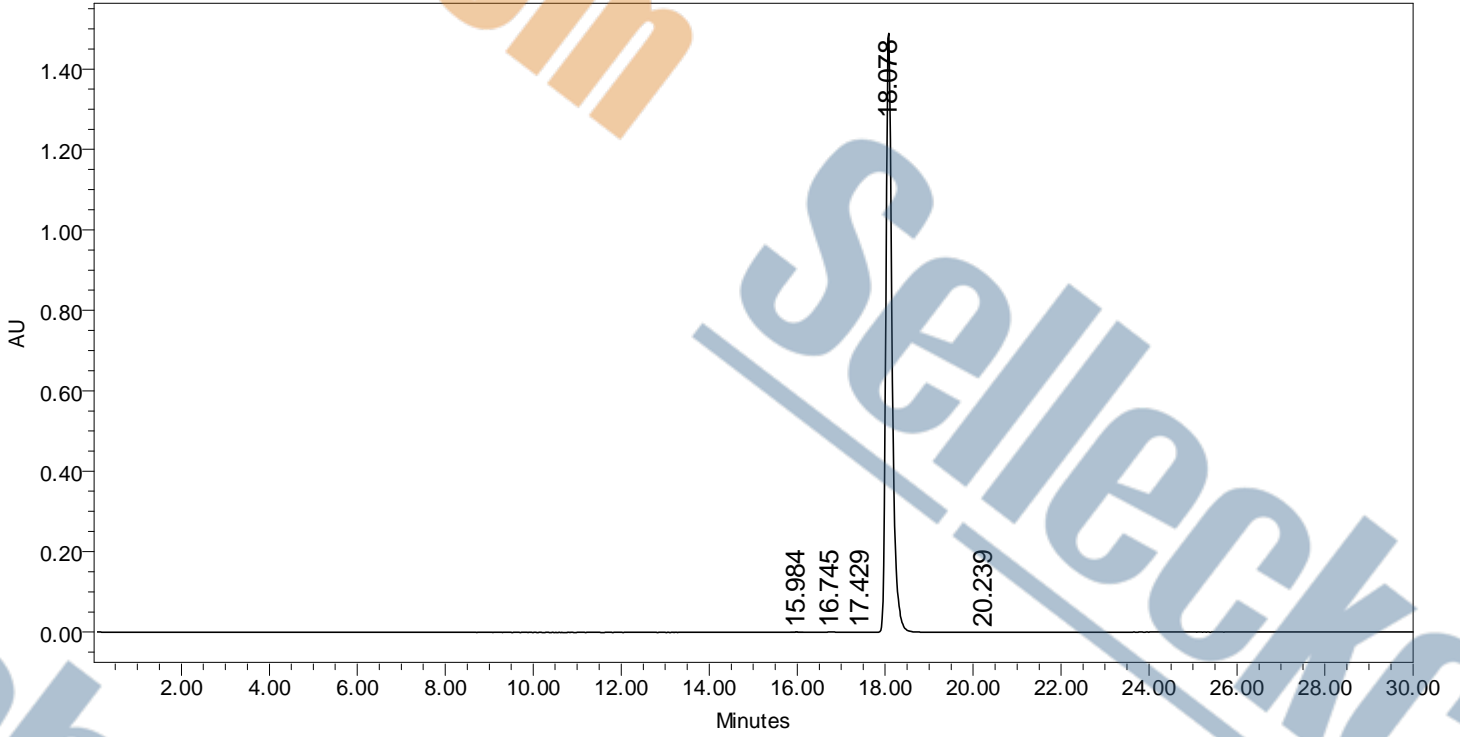
STANDARD PROTON PARAMETERS

F1: 399.658	F2: 100.503	SW1: 8803	OF1: 3608.1	PTS1d: 32768 , 32768
EX: s2pul	PW: 6.5 us	PD: 1.0 sec	NA: 8	LB: 0.0

SAMPLE INFORMATION

Sample Name: F4397 S281402 BYL719
Sample Type:
Viat: 1
Injection #: 11
Injection Volume: 20.00 ul
Run Time: 30.0 Minutes
Sample Set Name:

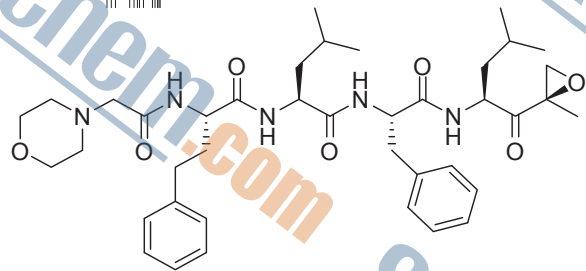
Acquirde By: System
Acq. Method Set: Z
Processing Method: 316
Channel Name:
Proc. Chnl. Descr: 316



	RT	Area	Height	% Area
1	15.984	6449	854	0.04
2	16.745	11739	990	0.08
3	17.429	2177	240	0.01
4	18.078	14504407	1492195	99.84
5	20.239	2284	296	0.02

7.272 7.254 7.194 7.176 7.162 7.153 7.136 7.098 7.087 7.076 7.070 7.065

4.542 4.535 4.523 4.515 4.384 4.377 4.358 4.344 4.336 4.284 4.278 4.276 4.262 4.257 3.599 3.331 3.115 3.101 3.006 2.982 2.966 2.951 2.948 2.908 2.776 2.751 2.739 2.717 2.507 2.503 2.470 2.454 2.429 1.881 1.868 1.799 1.797 1.795 1.623 1.617 1.608 1.604 1.508 1.507 1.492 1.410 1.394 1.378 1.363 1.348 1.338 1.326 1.309 1.303 1.293 1.287



S285305, DMSO-d6




STANDARD PROTON PARAMETERSga;blank line;blank line;blank line

F1: 399.665	F2: 100.504	SW1: 8803	OF1: 3606.2	PTS1d: 32768 , 32768
EX: s2pul	PW: 6.5 us	PD: 1.0 sec	NA: 8	LB: 0.0
				Nuts - S285305 Carfilzomib

```

=====
Acq. Operator   : SYSTEM                      Seq. Line :    2
Acq. Instrument : 12601c                     Location  : Vial 47

                                           Inj Volume : 2.000 µl
Different Inj Volume from Sample Entry! Actual Inj Volume : 0.800 µl
=====
    
```



Area Percent Report

```

Sorted By      : Signal
Multiplier     : 1.0000
Dilution      : 1.0000
Use Multiplier & Dilution Factor with ISTDs
    
```

Signal 1: DAD1 C, Sig=214,4 Ref=550,100

Peak #	RetTime [min]	Type	Width [min]	Area [mAU*s]	Height [mAU]	Area %
1	10.443	BV	0.0462	11.30002	3.79826	0.1828
2	11.146	VB	0.0462	10.61237	3.57223	0.1716
3	11.481	BV	0.0541	6146.32227	1811.48279	99.4068
4	11.717	VB	0.0550	8.27167	2.22041	0.1338
5	12.087	BB	0.0469	6.49574	2.20147	0.1051

Totals : 6183.00207 1823.27515

=====
*** End of Report ***



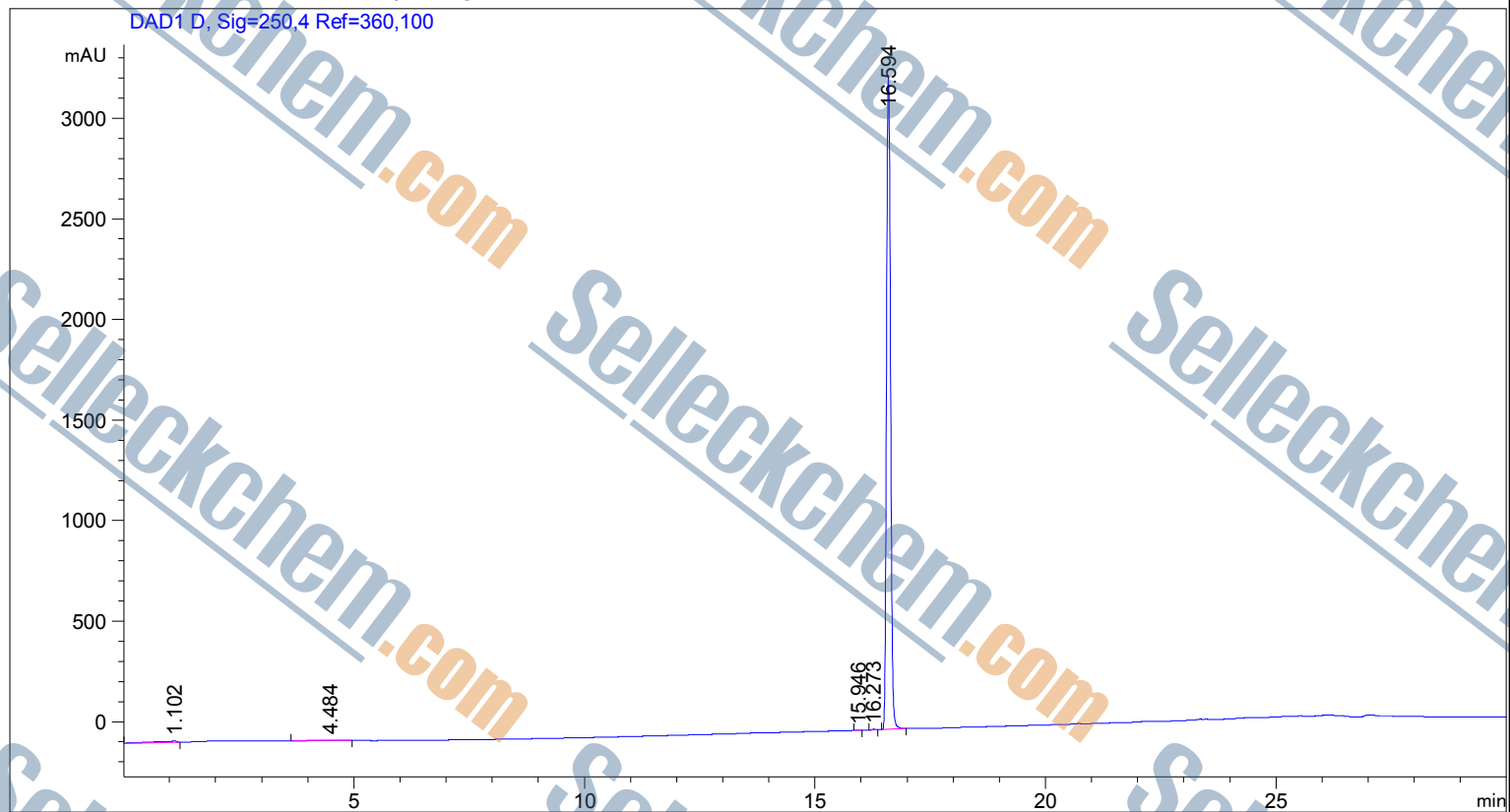
S400102, DMSO-d6

STANDARD PROTON PARAMETERS:blank line:blank line							
F1: 399.658	F2: 100.503	SW1: 8803		OF1: 3607.3		PTS1d: 32768 , 32768	
EX: s2pul	PW: 6.5 us	PD: 1.0 sec		NA: 8		LB: 0.0	Nuts - SS400102 Cabozantinib malate (XL-184)

Acq. Operator : SYSTEM Seq. Line : 1
 Acq. Instrument : 1260lc Location : Vial 1

Inj Volume : 7.000 l

Additional Info : Peak(s) manually integrated



Area Percent Report

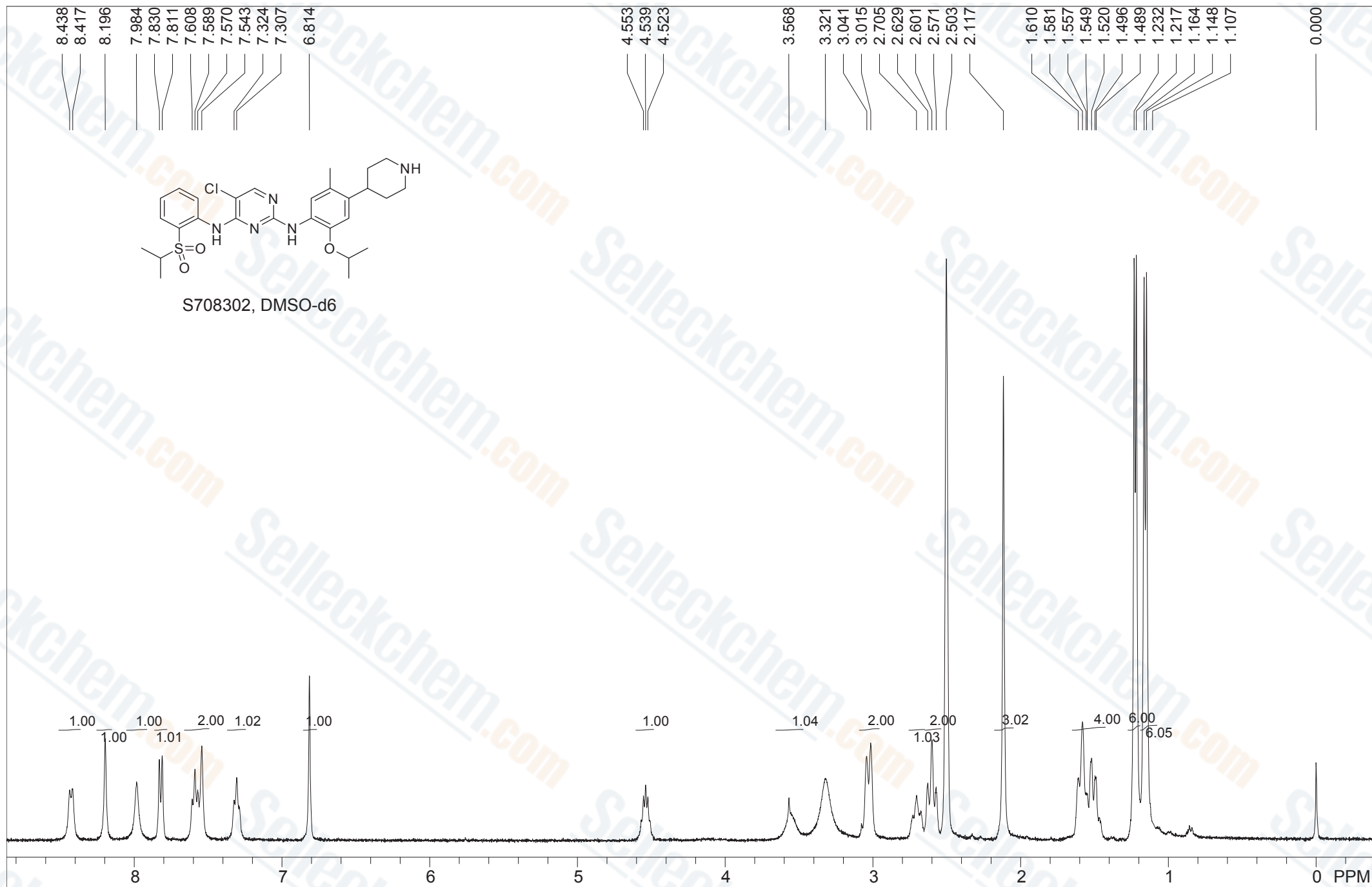
Sorted By : Signal
 Multiplier : 1.0000
 Dilution : 1.0000
 Use Multiplier & Dilution Factor with ISTDs

Signal 1: DAD1 D, Sig=250,4 Ref=360,100

Peak #	RetTime [min]	Type	Width [min]	Area [mAU*s]	Height [mAU]	Area %
1	1.102	BB	0.3596	238.53047	8.44369	0.6121
2	4.484	BB	0.4608	80.17728	2.55011	0.2074
3	15.946	BB	0.0780	6.41408	1.29061	0.0326
4	16.273	BB	0.0771	17.25596	3.52650	0.0877
5	16.594	BB	0.0956	1.93370e4	3241.72266	9.0602

Totals : 1.96794e4 3257.53356

=====
*** End of Report ***



:blank linegaStd proton:blank line

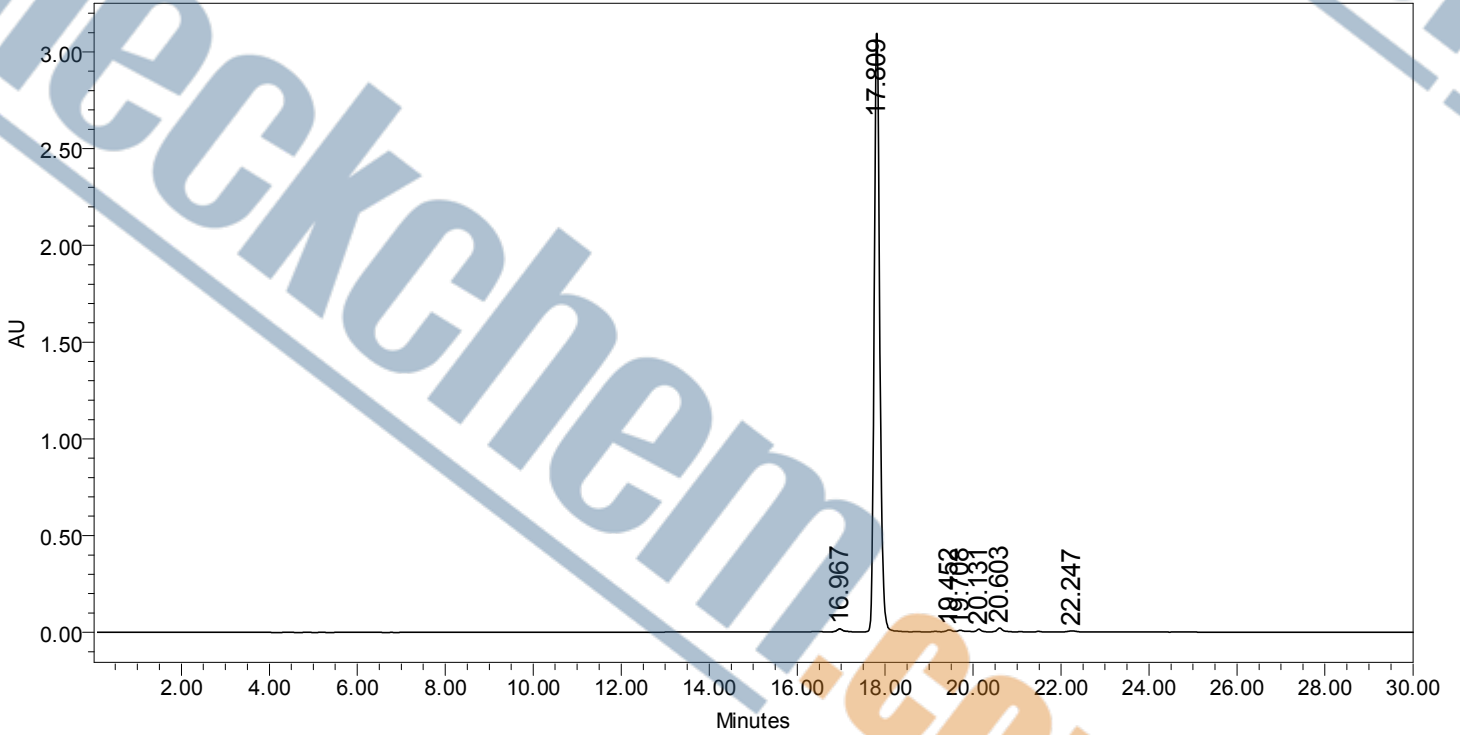
F1: 399.648	F2: 100.500	SW1: 7225	OF1: 2810.5	PTS1d: 14803 , 16384
EX: s2pul	PW: 7.2 us	PD: 2.0 sec	NA: 8	LB: 0.0

Nuts - \$S708302 LDK378

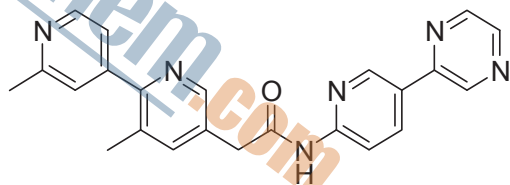
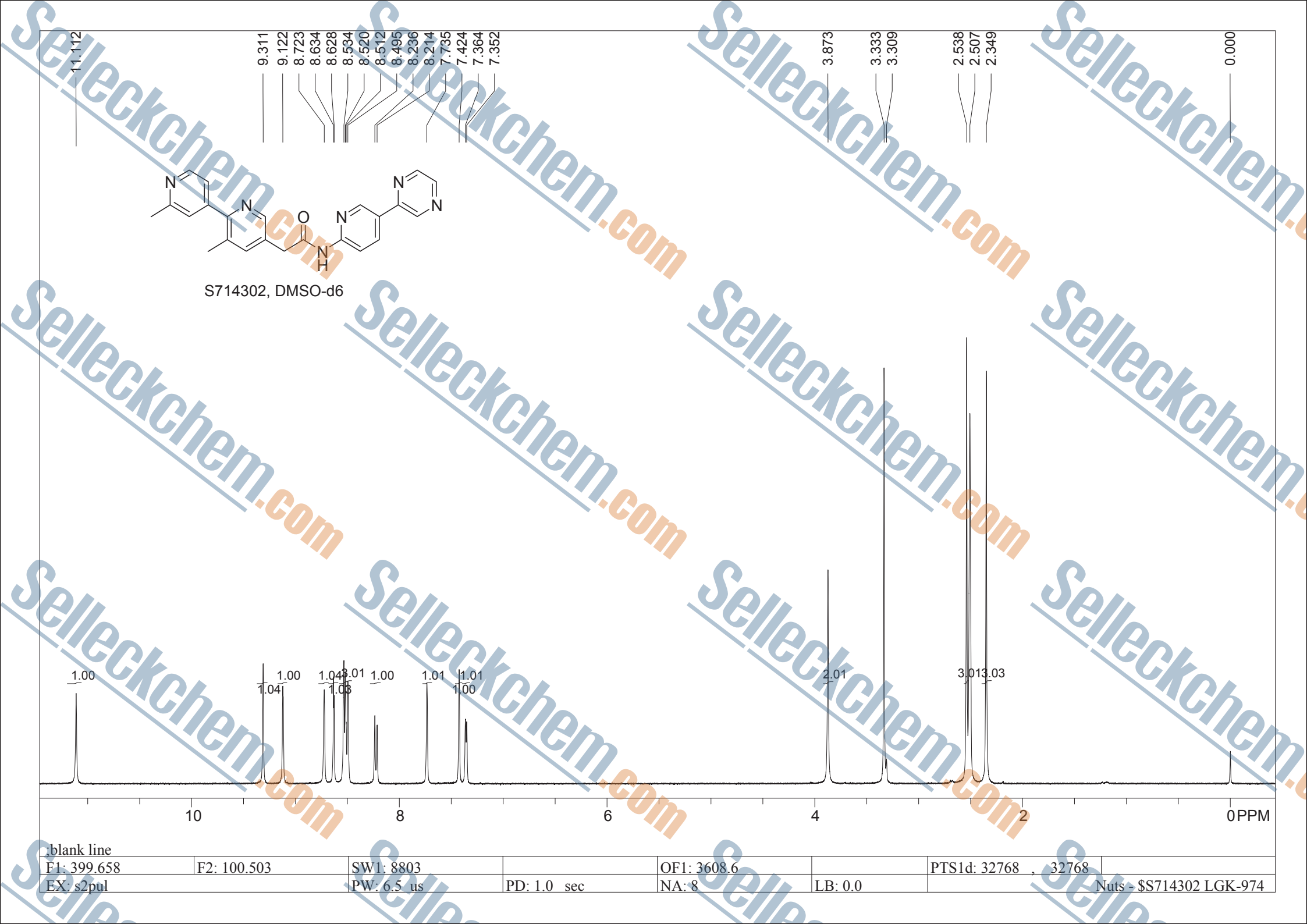
SAMPLE INFORMATION

Sample Name: F3909 S708302 LDK378
Sample Type:
Viat: 1
Injection #: 7
Injection Volume: 20.00 ul
Run Time: 30.0 Minutes
Sample Set Name:

Acquirde By: System
Acq Method Set: Z
Processing Method: 277
Channel Name:
Proc. Chnl. Descr: 277



	RT	Area	Height	% Area
1	16.967	48360	15077	0.18
2	17.809	27275054	3113867	99.07
3	19.452	25730	8117	0.10
4	19.708	20880	3731	0.08
5	20.131	49175	12799	0.19
6	20.603	64417	18721	0.22
7	22.247	47068	4687	0.17



S714302, DMSO-d6



blank line

F1: 399.658

F2: 100.503

SW1: 8803

OF1: 3608.6

PTS1d: 32768 , 32768

EX: s2pul

PW: 6.5 us

PD: 1.0 sec

NA: 8


LB: 0.0

Nuts: \$\$714302 LGK-974

```

=====
Acq. Operator   : SYSTEM                      Seq. Line :    1
Acq. Instrument : 12601c                     Location  : Vial 1

                                           Inj Volume : 5.000 µl
Different Inj Volume from Sample Entry! Actual Inj Volume : 4.000 µl
    
```



Area Percent Report

```

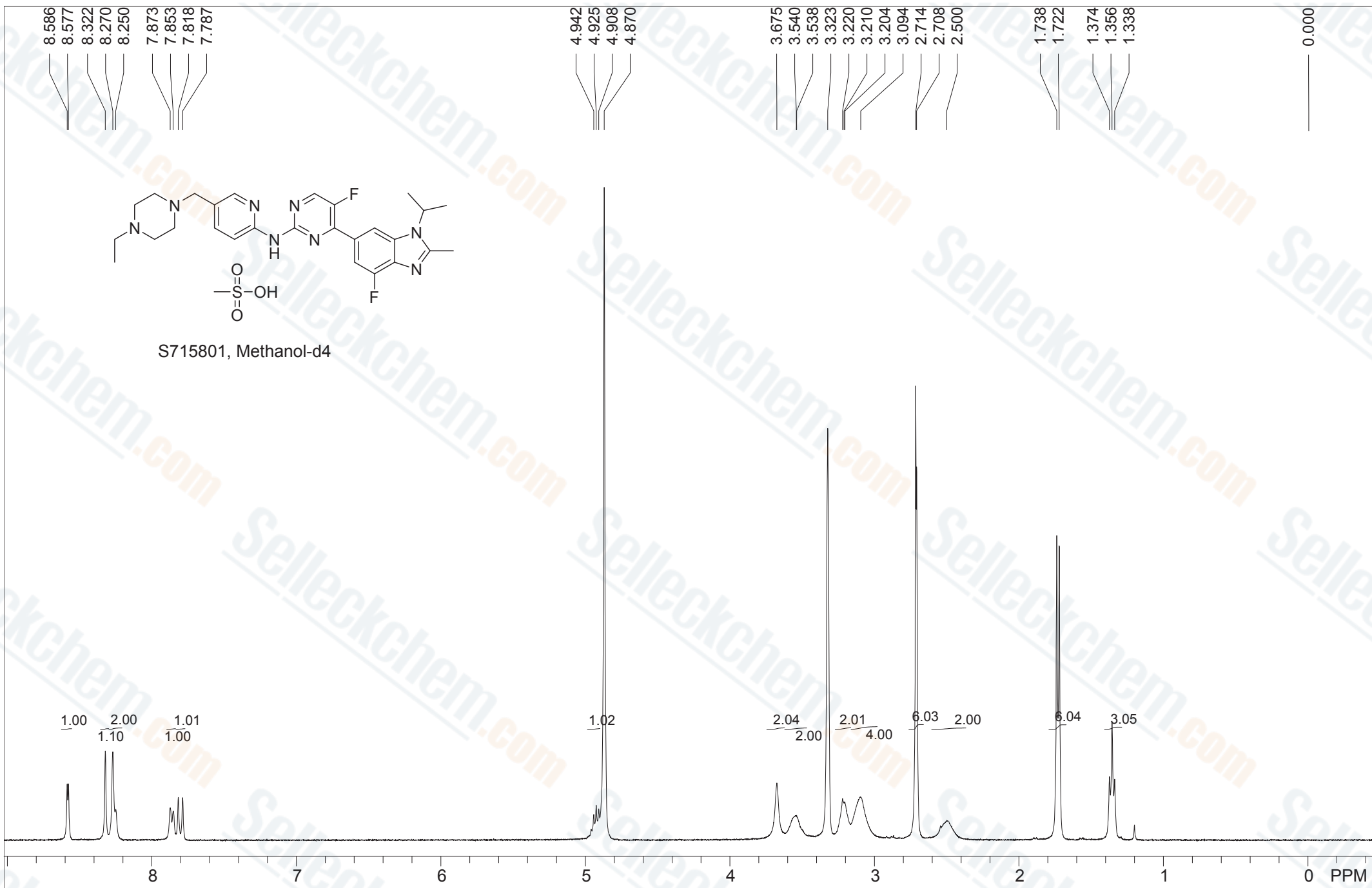
Sorted By      : Signal
Multiplier     : 1.0000
Dilution       : 1.0000
Use Multiplier & Dilution Factor with ISTDs
    
```

Signal 1: DAD1 G, Sig=280,4 Ref=550,100

Peak #	RetTime [min]	Type	Width [min]	Area [mAU*s]	Height [mAU]	Area %
1	8.658	BB	0.0829	4105.10742	760.87921	99.8493
2	21.124	BB	0.0692	6.19768	1.31094	0.1507

Totals : 4111.30510 762.19015

*** End of Report ***



:blank linegaStd proton:blank line

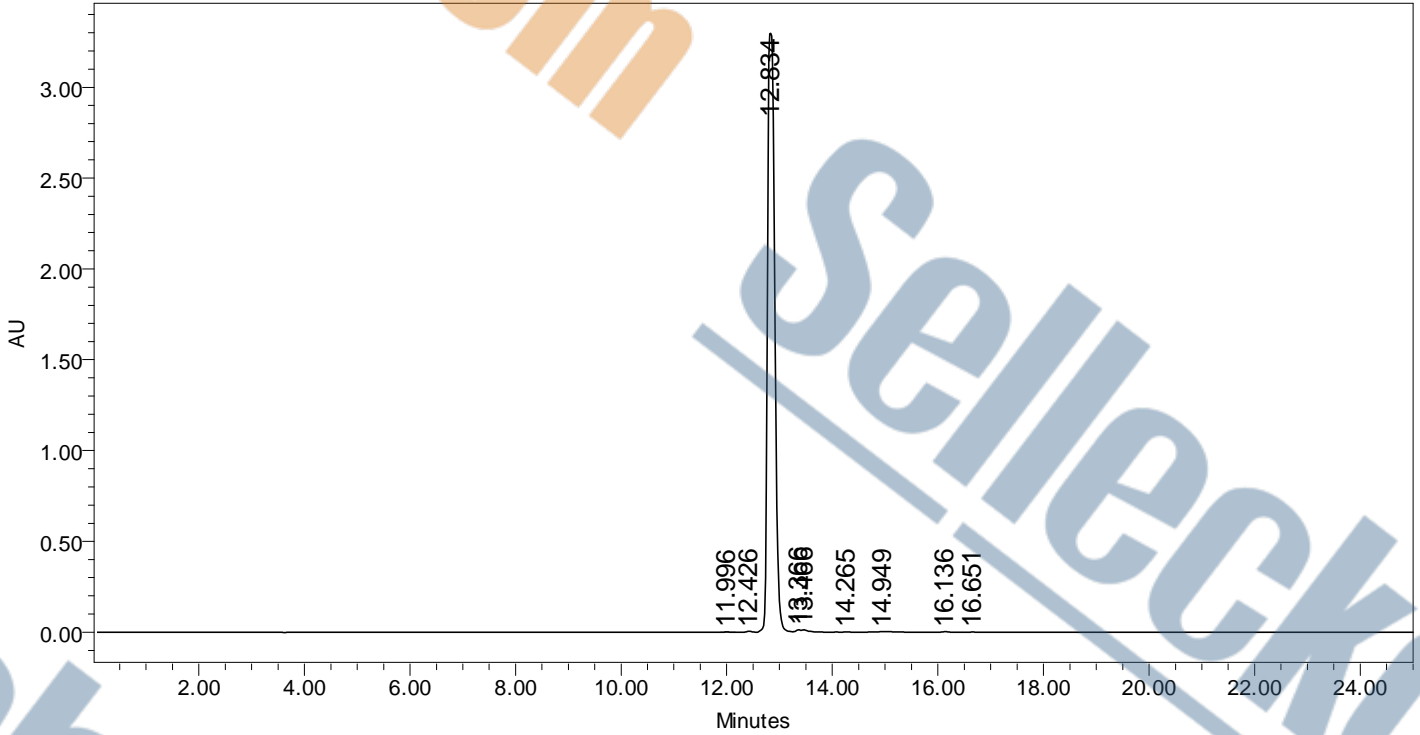
F1: 399.648	F2: 100.500	SW1: 7225	OF1: 2810.9	PTS1d: 14803, 16384
EX: s2pul	PW: 7.2 us	PD: 2.0 sec	NA: 8	LB: 0.0

Nuts - \$S715801 LY 2835219 Methanol-d4

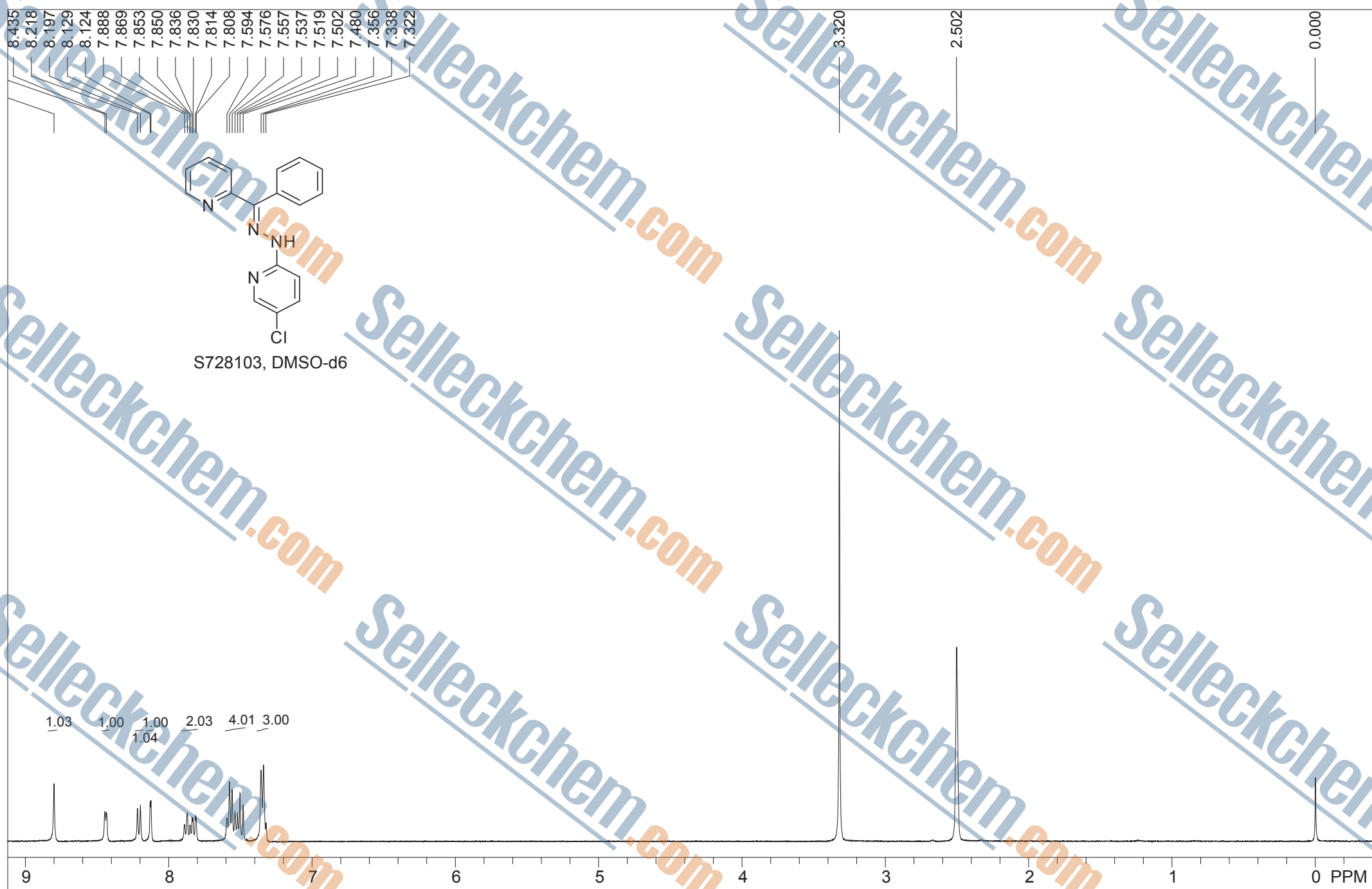
SAMPLE INFORMATION

Sample Name: F3872 S715801 LY 2835219
Sample Type:
Viat: 1
Injection #: 2
Injection Volume: 20.00 ul
Run Time: 25.0 Minutes
Sample Set Name:

Acquirde By: System
Acq. Method Set: Z
Processing Method: 300
Channel Name:
Proc. Chnl. Descr: 300



	RT	Area	Height	% Area
1	11.996	18009	2820	0.06
2	12.426	40614	5258	0.13
3	12.834	31295139	3311027	99.21
4	13.366	68802	11360	0.22
5	13.466	72663	11223	0.23
6	14.265	16753	2531	0.05
7	14.949	4422	828	0.01
8	16.136	17672	3031	0.06
9	16.651	9919	1507	0.03



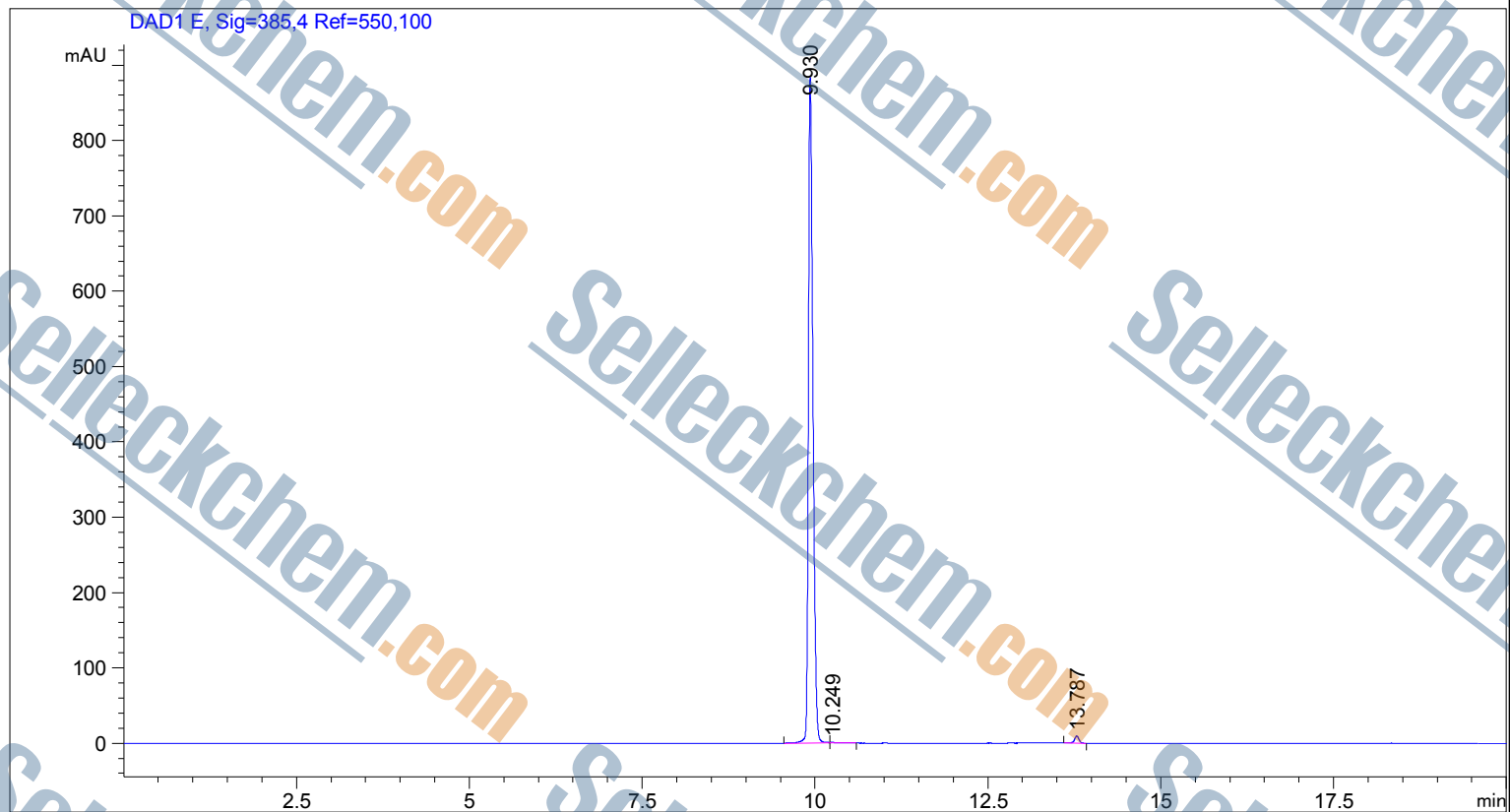
STANDARD PROTON PARAMETERS

F1: 399.665	F2: 100.504	SW1: 8803	OF1: 3605.7	PTS1d: 32768 , 32768
EX: s2pul	PW: 6.5 us	PD: 1.0 sec	NA: 8	LB: 0.0
				Nuts - S728103 JIB-04 (NSC 693627)

```

=====
Acq. Operator   : SYSTEM                      Seq. Line :    5
Acq. Instrument : 12601c                     Location  : Vial 56

                                           Inj Volume : 5.000 µl
Different Inj Volume from Sample Entry! Actual Inj Volume : 1.000 µl
=====
    
```



Area Percent Report

```

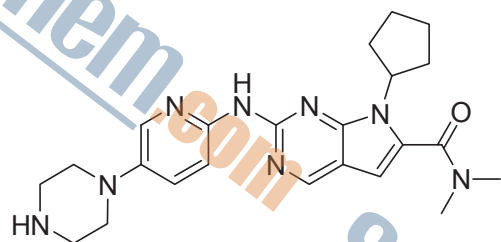
=====
Sorted By      :      Signal
Multiplier     :      1.0000
Dilution      :      1.0000
Use Multiplier & Dilution Factor with ISTDs
    
```

Signal 1: DAD1 E, Sig=385,4 Ref=550,100

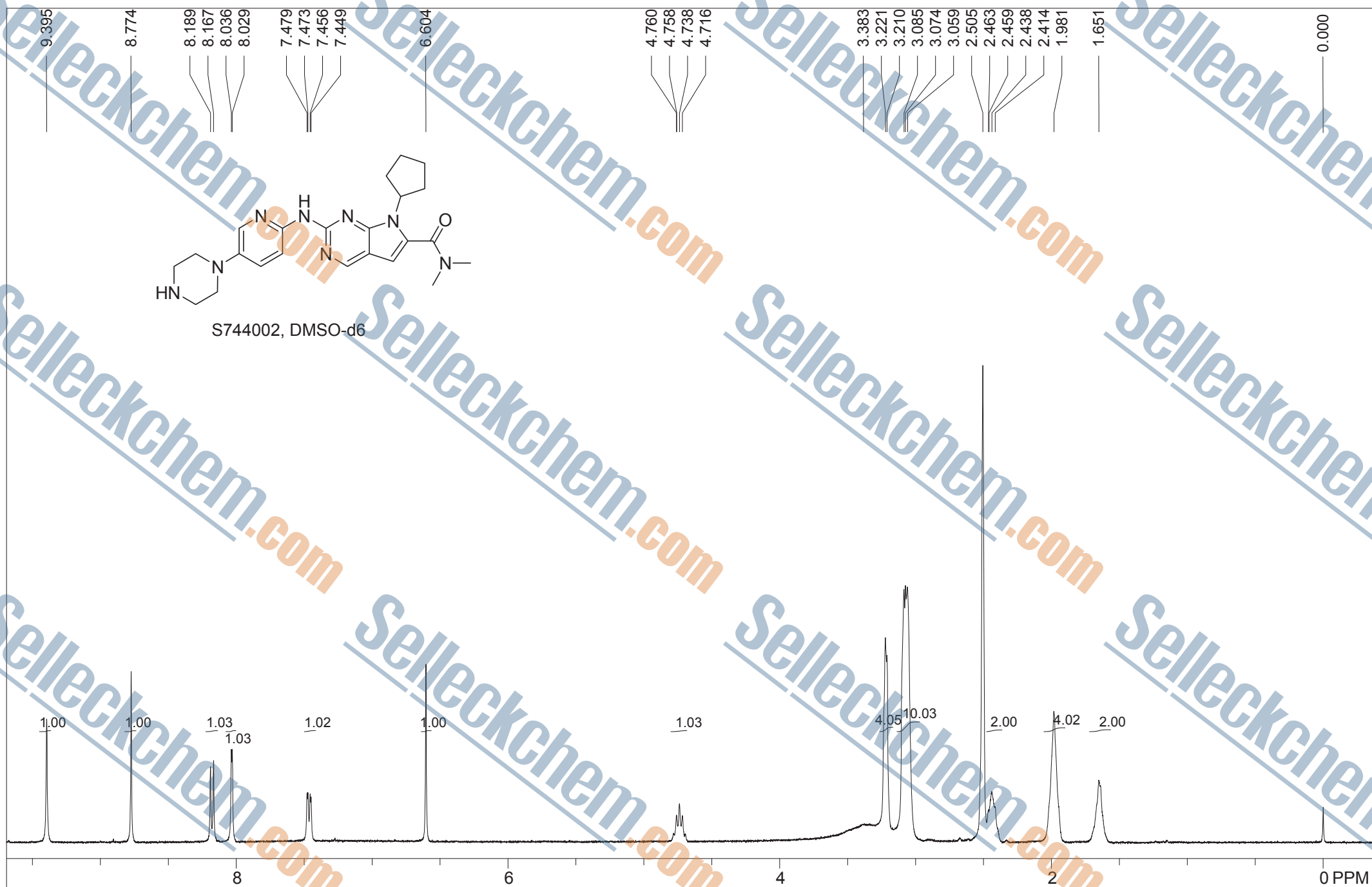
Peak #	RetTime [min]	Type	Width [min]	Area [mAU*s]	Height [mAU]	Area %
1	9.930	BV	0.0696	4056.74316	883.45605	98.8486
2	10.249	VB	0.0862	6.94115	1.07736	0.1691
3	13.787	BB	0.0666	40.31105	9.29686	0.9822

Totals : 4103.99537 893.83028

=====
*** End of Report ***



S744002, DMSO-d6



STANDARD PROTON PARAMETERS

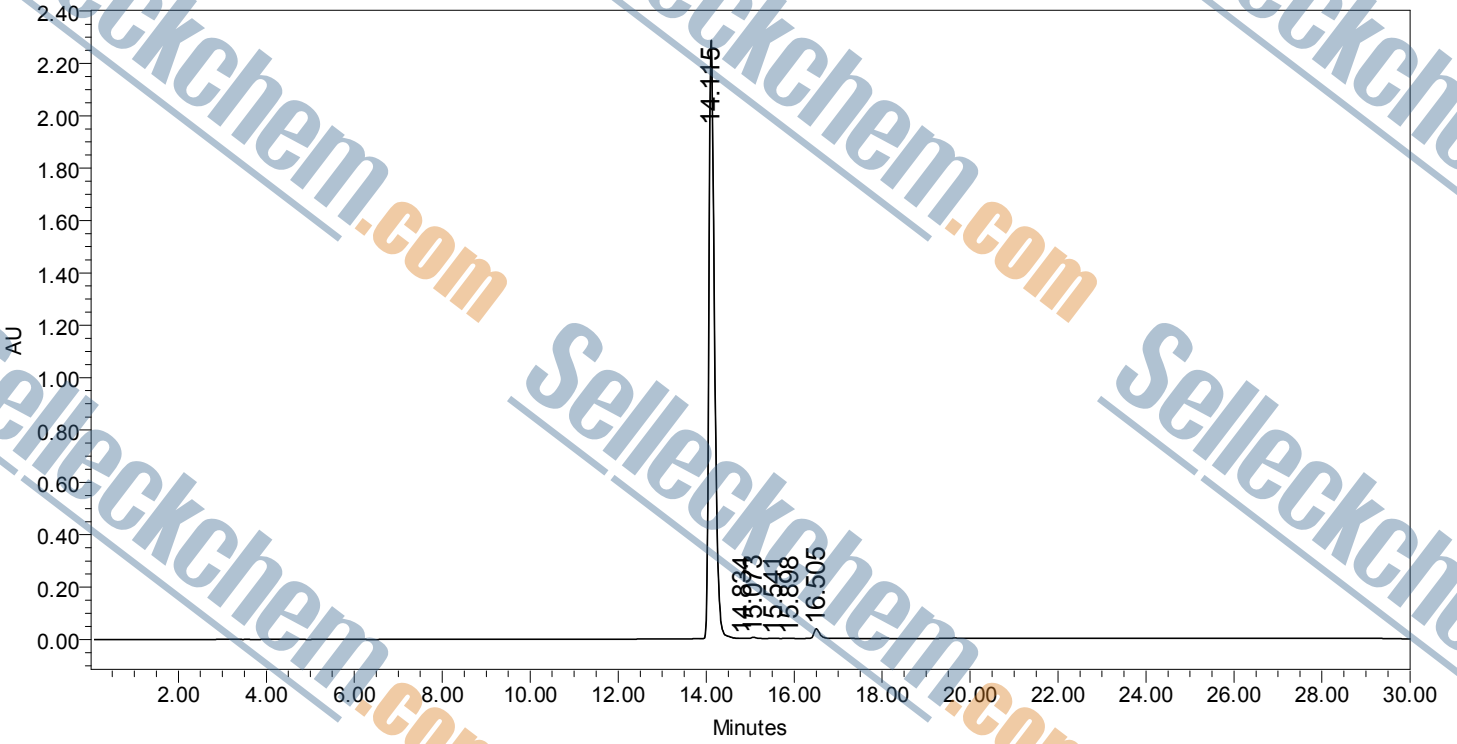
F1: 399.658	F2: 100.503	SW1: 8803	OF1: 3607.8	PTS1d: 32768 , 32768
EX: s2pul	PW: 6.5 us	PD: 1.0 sec	NA: 8	LB: 0.0

Nuts - S744002 LEE011-2

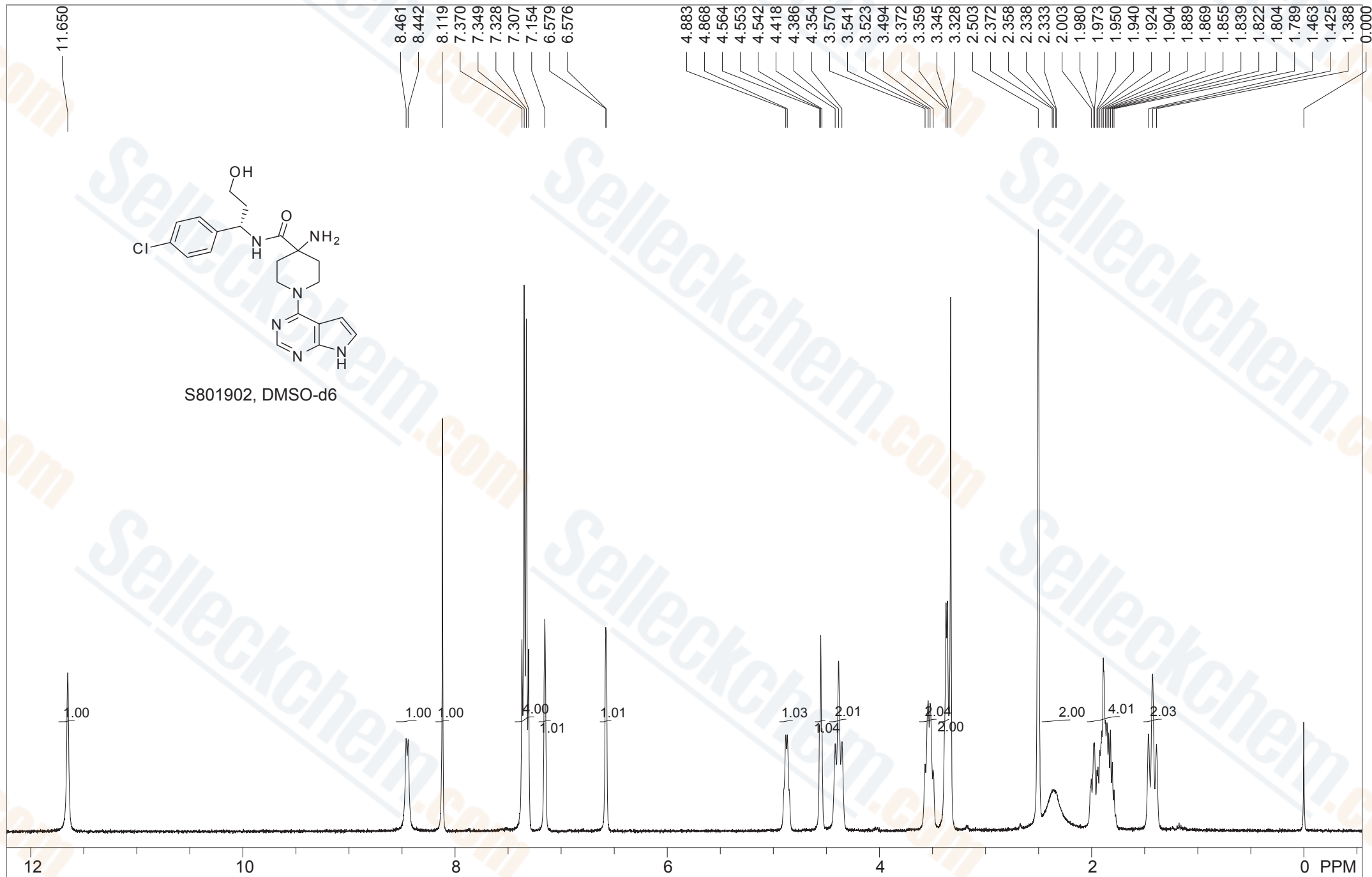
SAMPLE INFORMATION

Sample Name: F4655 S744002 LEE011-2
Sample Type:
Viat: 1
Injection #: 7
Injection Volume: 20.00 ul
Run Time: 30.0 Minutes
Sample Set Name:

Acquirde By: System
Acq. Method Set: Z2
Processing Method: 276
Channel Name:
Proc. Chnl. Descr: 276



	RT	Area	Height	% Area
1	14.115	20520532	2284260	99.05
2	14.834	6359	783	0.03
3	15.073	22309	3372	0.11
4	15.541	6485	860	0.03
5	15.898	8647	1248	0.04
6	16.505	342487	37002	0.74



:blank linegaStd proton:blank line

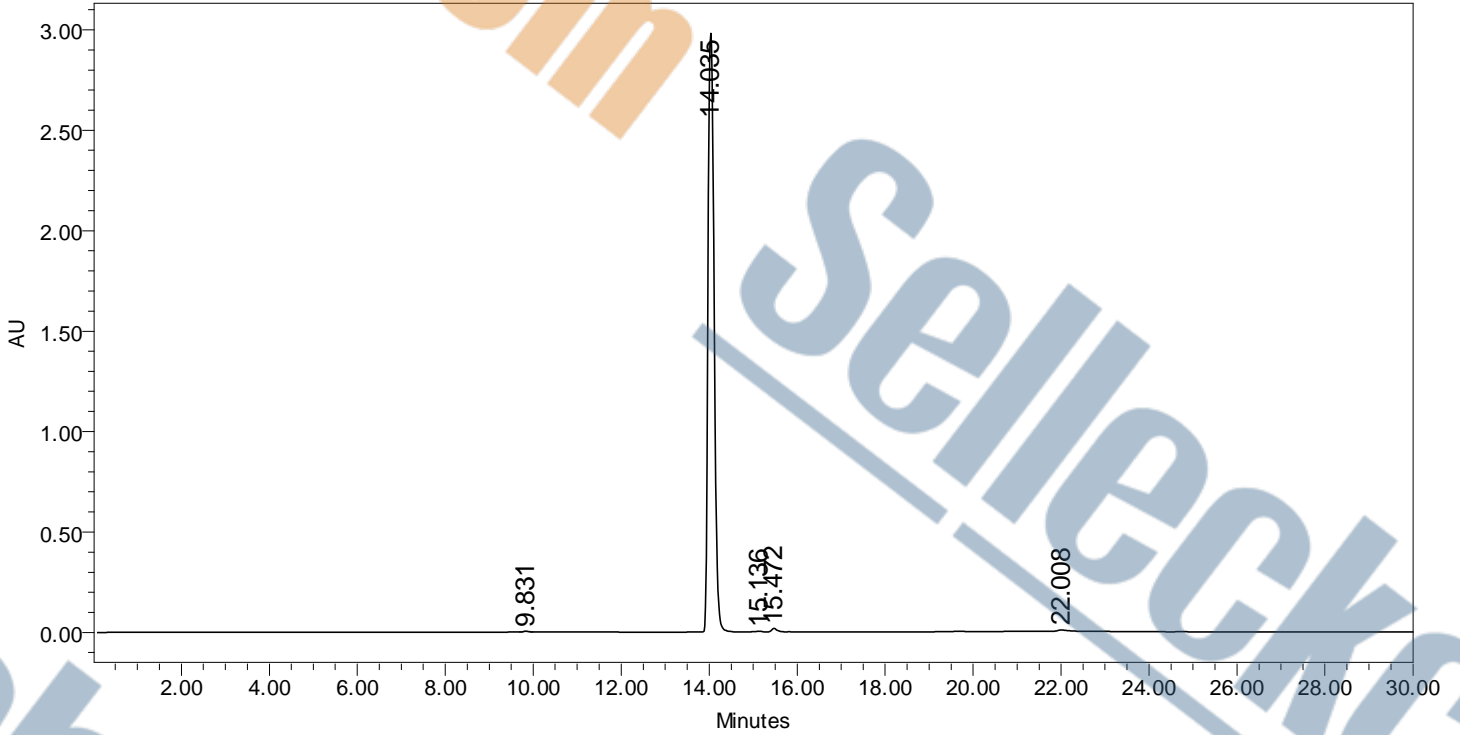
F1: 399.648	F2: 100.500	SW1: 7225	OF1: 2812.7	PTS1d: 14803 , 16384
EX: s2pul	PW: 7.2 us	PD: 2.0 sec	NA: 8	LB: 0.0

Nuts - \$S801902 AZD5363

SAMPLE INFORMATION

Sample Name: F3687 S801902 AZD5363
Sample Type:
Viat: 1
Injection #: 1
Injection Volume: 20.00 ul
Run Time: 30.0 Minutes
Sample Set Name:

Acquirde By: System
Acq. Method Set: Z
Processing Method: 283
Channel Name:
Proc. Chnl. Descr: 283



	RT	Area	Height	% Area
1	9.831	17586	2554	0.06
2	14.035	28384940	2986760	99.26
3	15.136	14750	2243	0.05
4	15.472	140708	17164	0.49
5	22.008	39065	4515	0.14



STANDARD PROTON PARAMETERSga:blank line:blank line:blank line

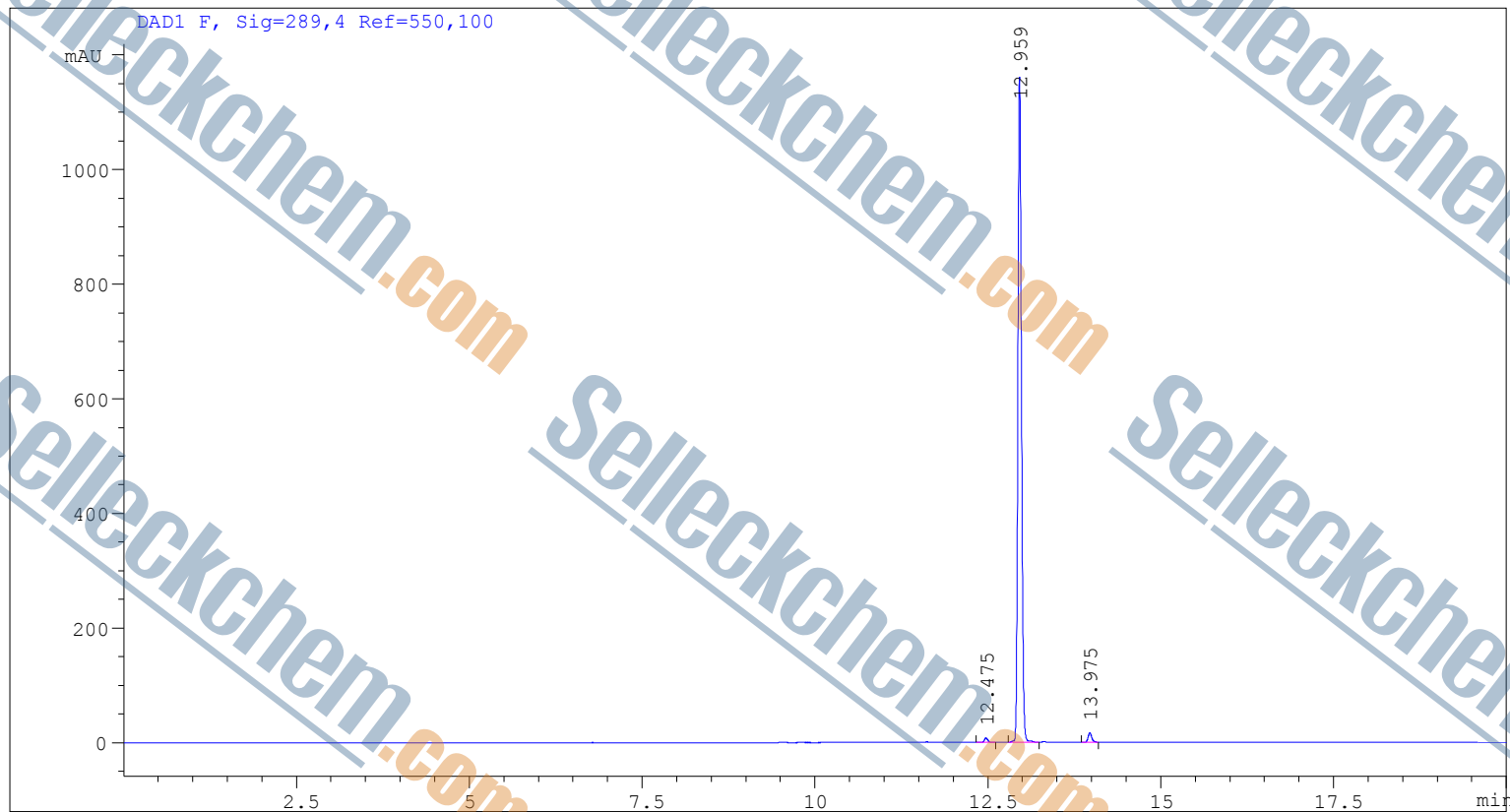
F1: 399.665	F2: 100.504	SW1: 8803	OF1: 3607.3	PTS1d: 32768 , 32768
EX: s2pul	PW: 6.5 us	PD: 1.0 sec	NA: 8	LB: 0.0

Nuts - SS804815 ABT-199

```

=====
Acq. Operator   : SYSTEM                      Seq. Line :    5
Acq. Instrument : 12601c                     Location  : Vial 76

                                           Inj Volume : 2.000 µl
Different Inj Volume from Sample Entry! Actual Inj Volume : 3.000 µl
    
```



Area Percent Report

```

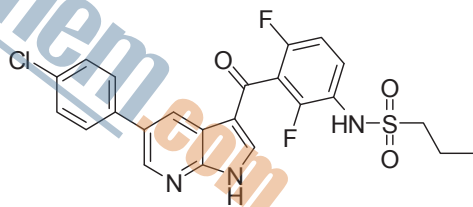
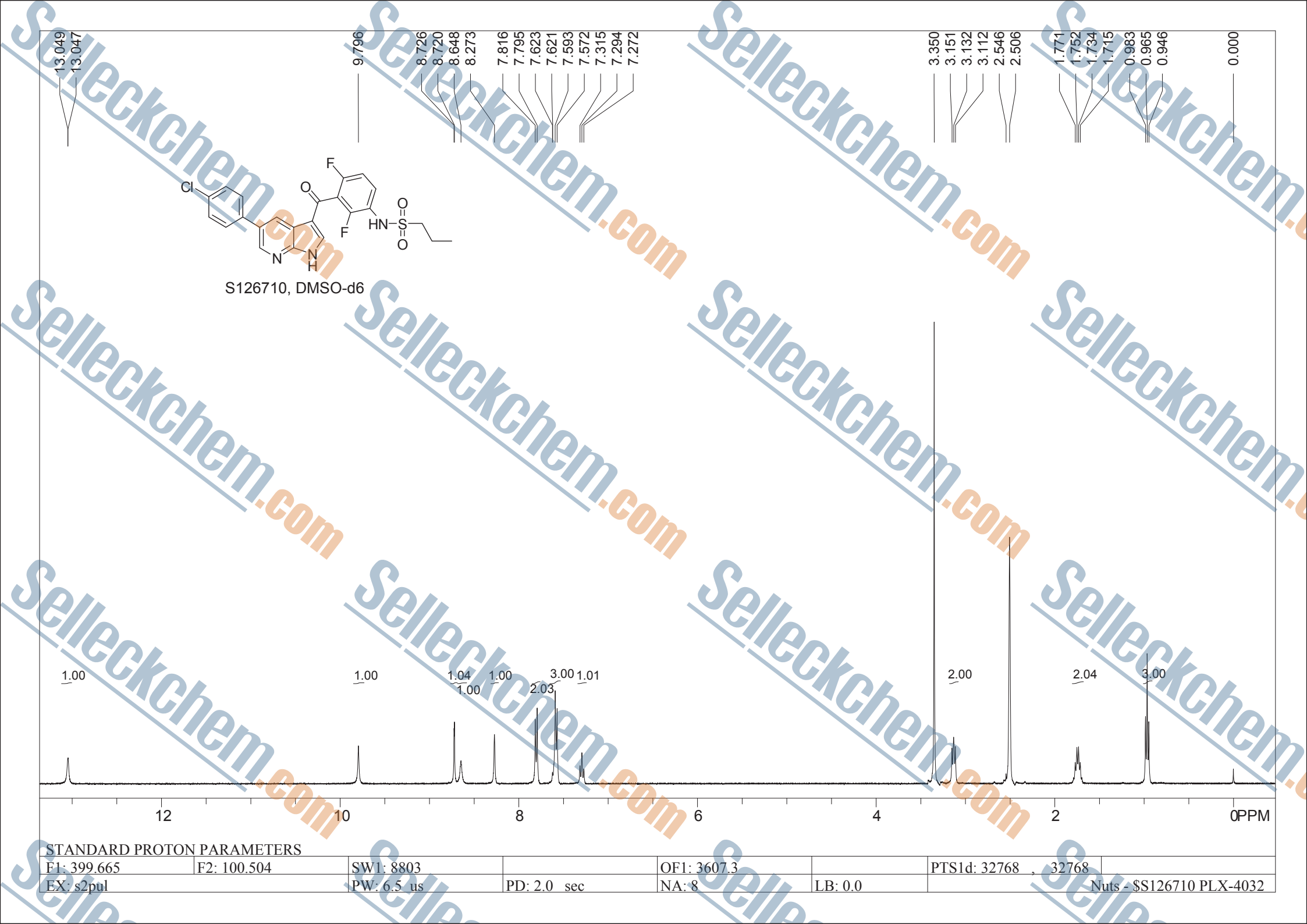
Sorted By      : Signal
Multiplier     : 1.0000
Dilution       : 1.0000
Use Multiplier & Dilution Factor with ISTDs
    
```

Signal 1: DAD1 F, Sig=289,4 Ref=550,100

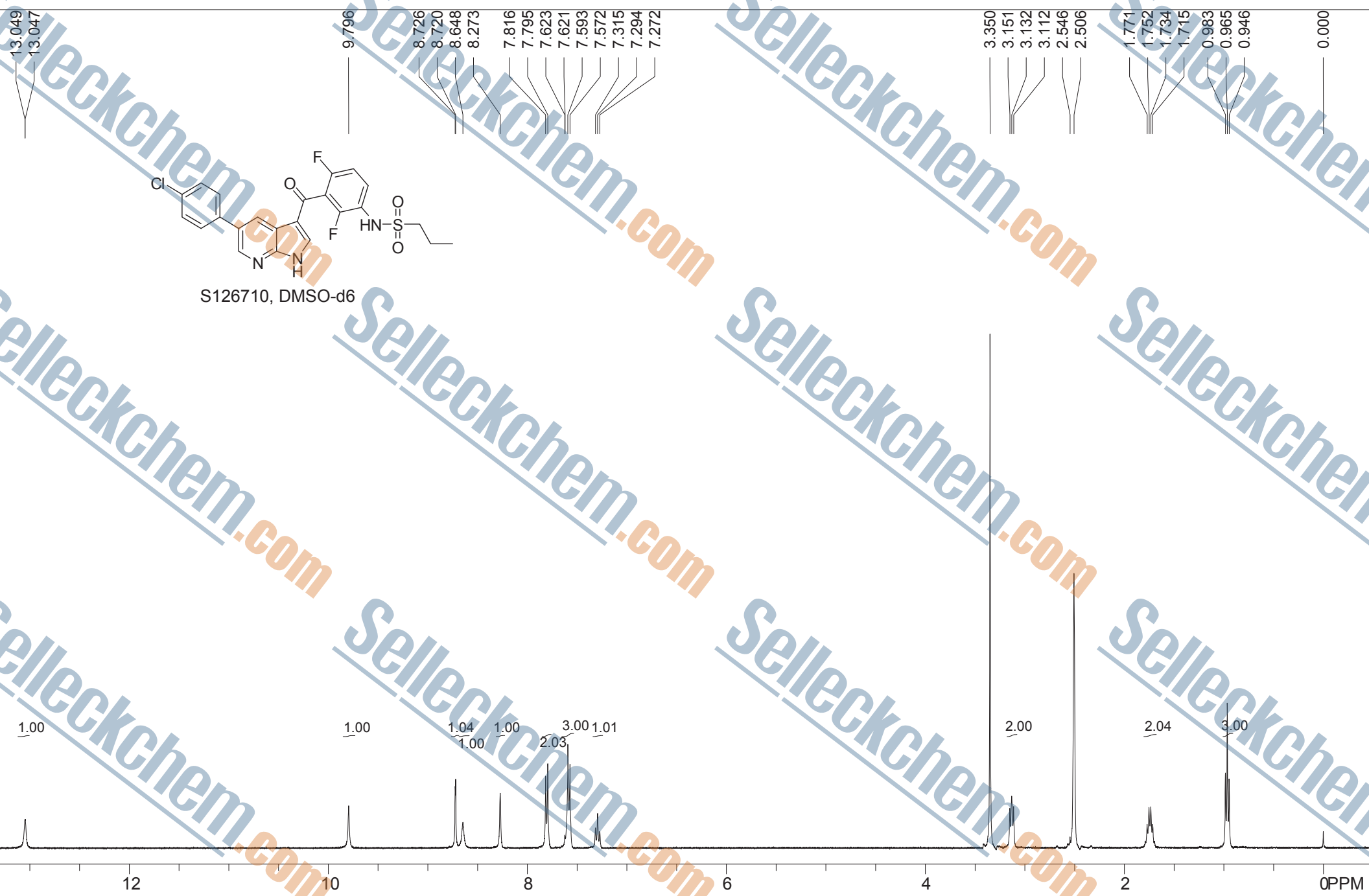
Peak #	RetTime [min]	Type	Width [min]	Area [mAU*s]	Height [mAU]	Area %
1	12.475	BB	0.0551	27.69088	7.77356	0.6589
2	12.959	VB	0.0555	4126.53809	1161.14734	97.8932
3	13.975	BB	0.0561	60.94711	16.68709	1.4479

Totals : 4215.17608 1185.60798

*** End of Report ***

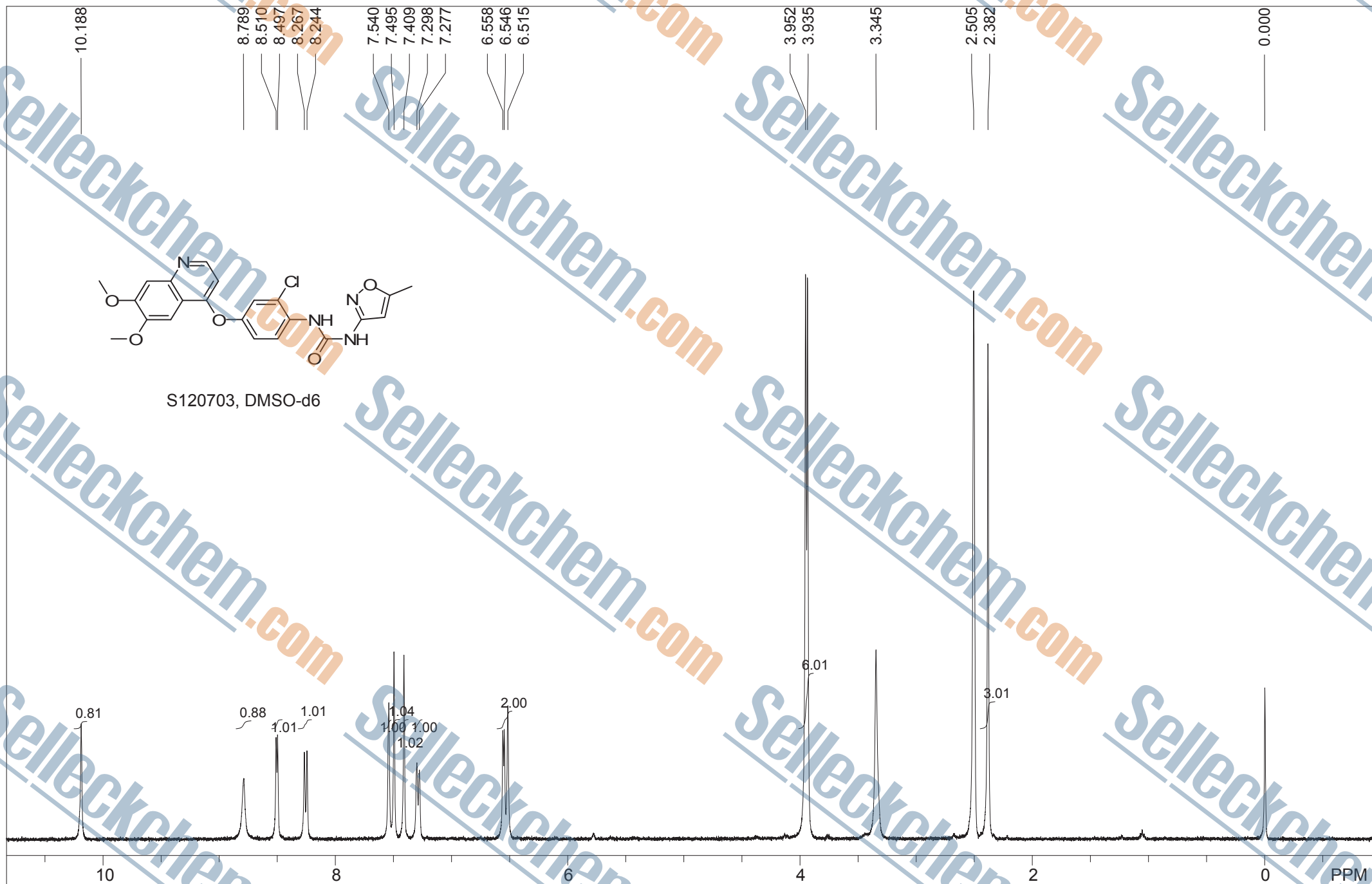


S126710, DMSO-d6



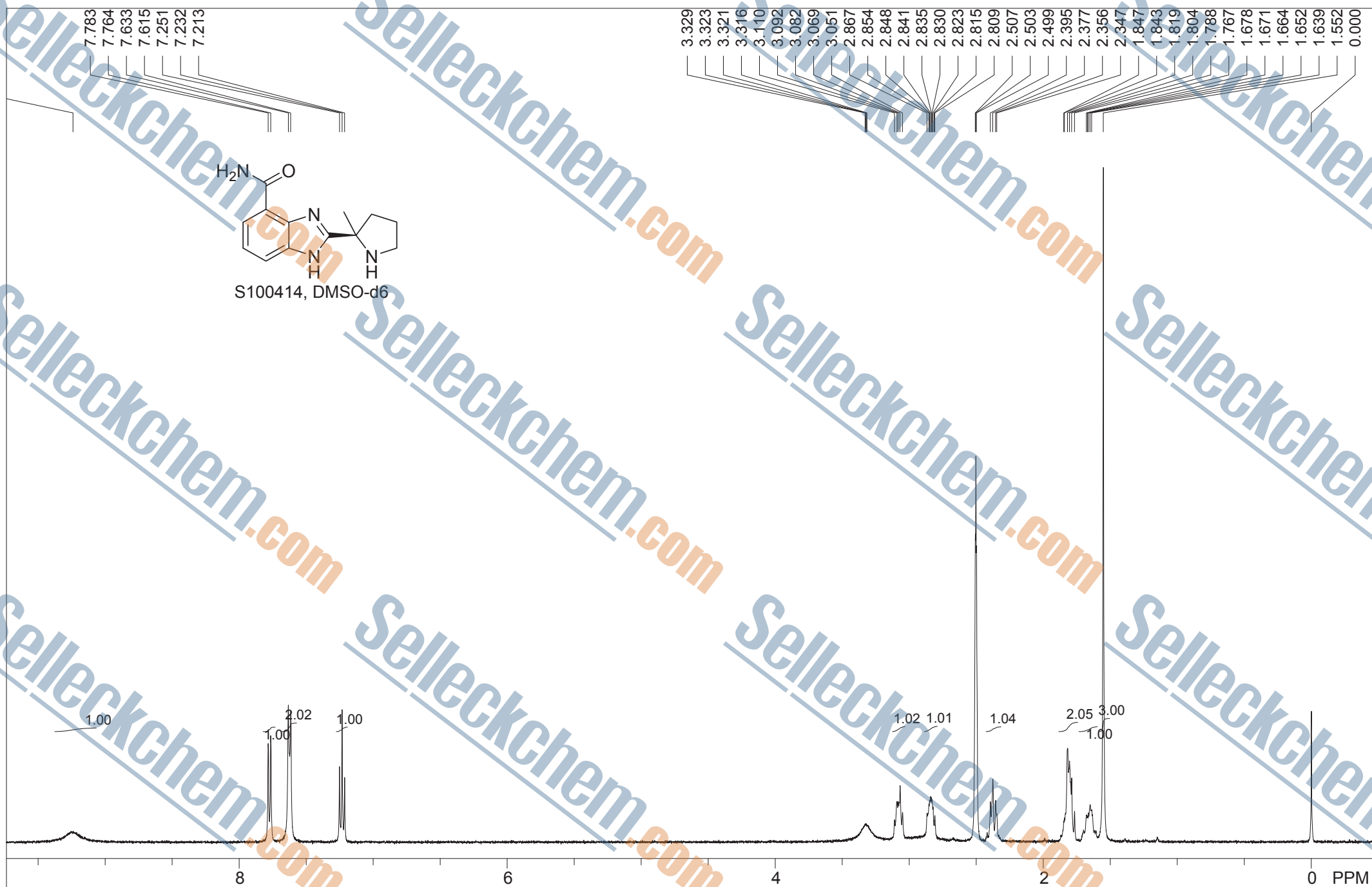
STANDARD PROTON PARAMETERS

F1: 399.665	F2: 100.504	SW1: 8803	OF1: 3607.3	PTS1d: 32768 , 32768
EX: s2pul	PW: 6.5 us	PD: 2.0 sec	NA: 8	LB: 0.0
				Nuts - SS126710 PLX-4032



S120703, DMSO-d6

Std proton;blank line						
F1: 399.647	F2: 100.500	SW1: 8013	OF1: 2013.2	PTS1d: 16416	32768	
EX: s2pul	PW: 7.2 us	PD: 2.0 sec	NA: 8	LB: 0.0	Nuts - SS120703 Tivozanib (AV-951)	



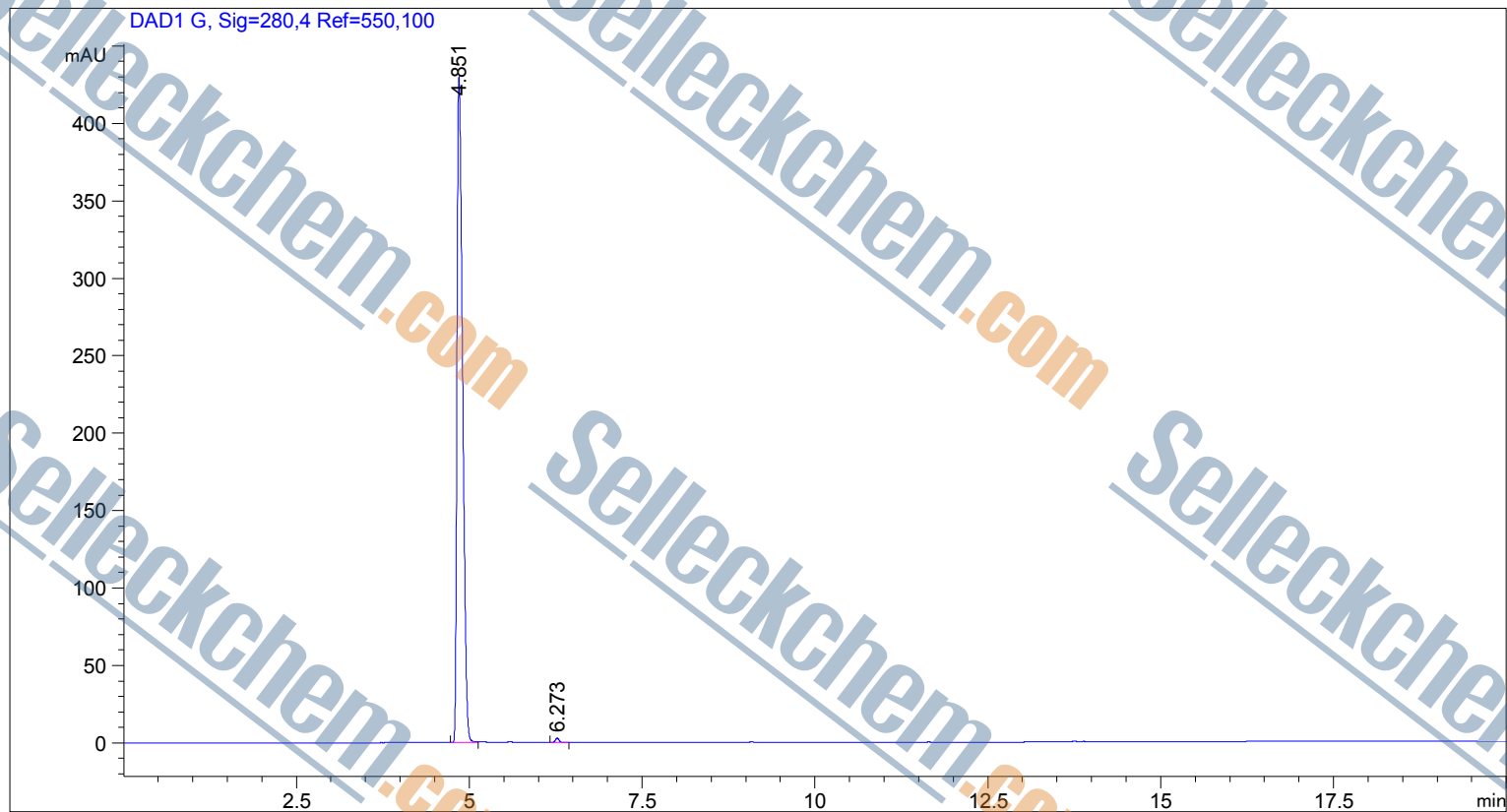
STANDARD PROTON PARAMETERSga:blank line:blank line:blank line

F1: 399.664	F2: 100.504	SW1: 10000	OF1: 3007.1	PTS1d: 32768 , 32768
EX: s2pul	PW: 6.5 us	PD: 1.0 sec	NA: 8	LB: 0.0
				Nuts - S100414 ABT-888

Acq. Operator : SYSTEM
 Acq. Instrument : 12601c

Seq. Line : 3
 Location : Vial 34

Inj Volume : 2.000 µl



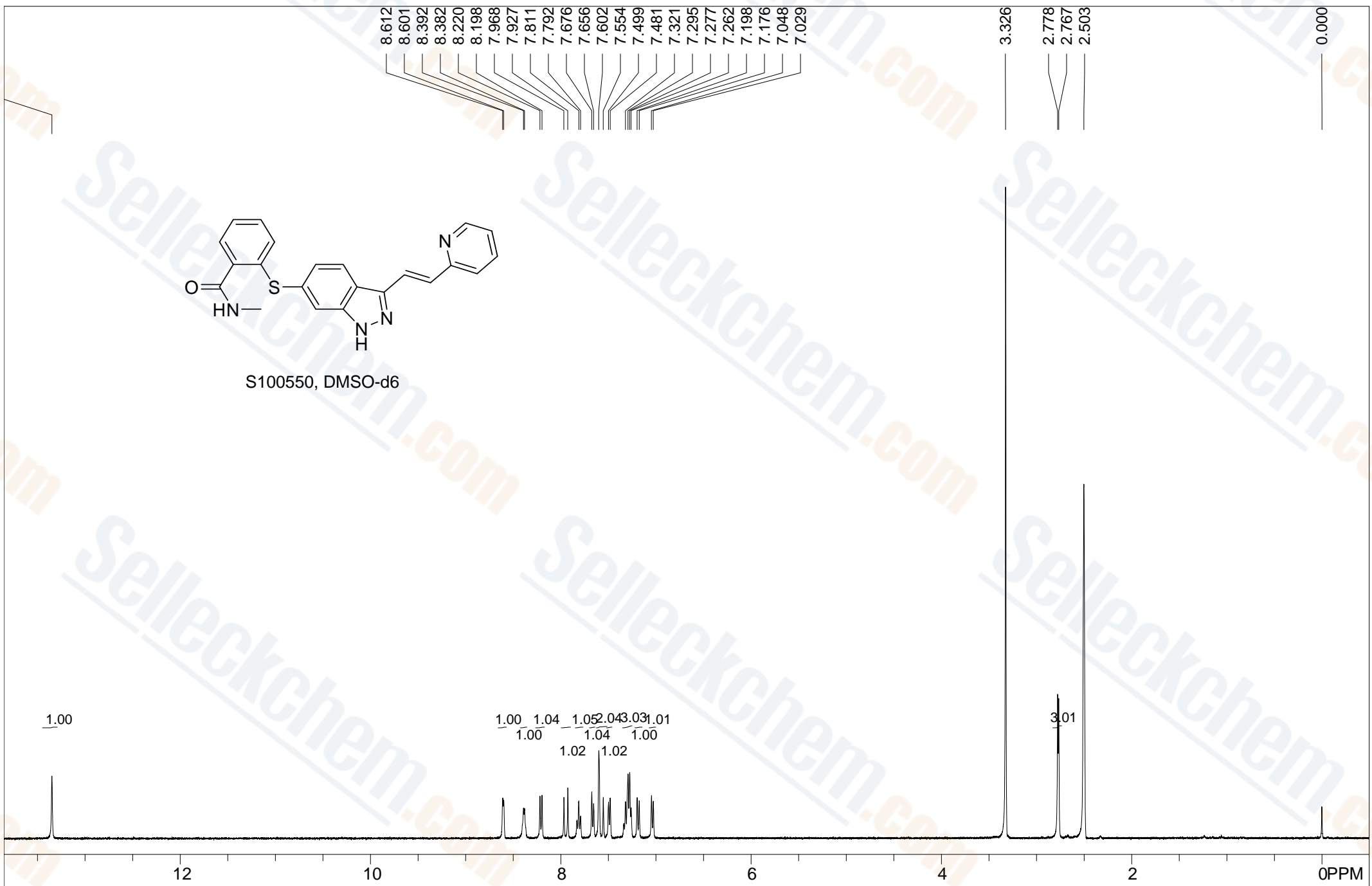
Area Percent Report

Sorted By : Signal
 Multiplier : 1.0000
 Dilution : 1.0000
 Use Multiplier & Dilution Factor with ISTDs

Signal 1: DAD1 G, Sig=280,4 Ref=550,100

Peak #	RetTime [min]	Type	Width [min]	Area [mAU*s]	Height [mAU]	Area %
1	4.851	BV	0.0895	2429.45117	429.71918	99.5601
2	6.273	BB	0.0577	10.73442	2.86682	0.4399
Totals :				2440.18559	432.58599	

*** End of Report ***



Std proton:blank line

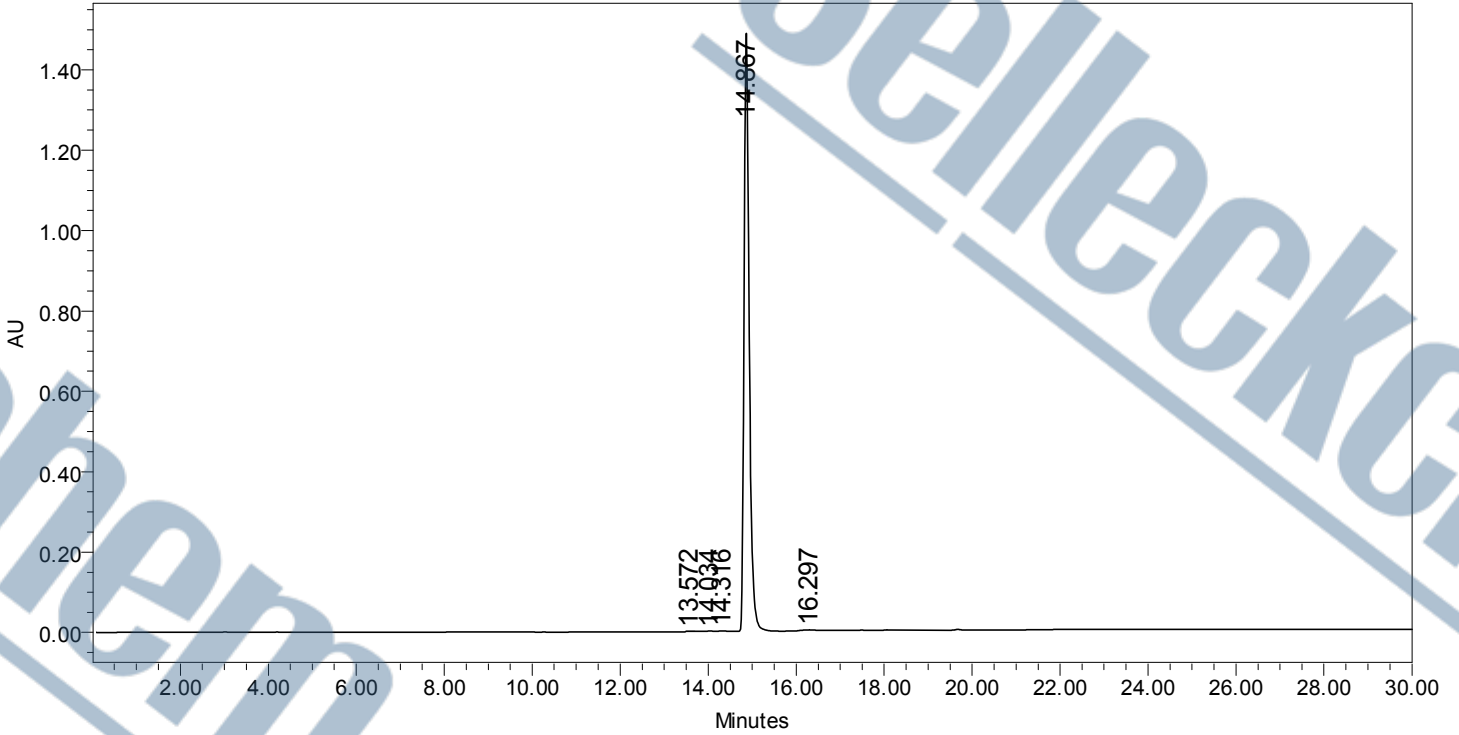
F1: 399.647	F2: 100.500	SW1: 8013	OF1: 2011.7	PTS1d: 16416 , 32768
EX: s2pul	PW: 7.2 us	PD: 2.0 sec	NA: 8	LB: 0.0

Nuts - \$S100550 Axitinib

SAMPLE INFORMATION

Sample Name: F3485 S100550 Axitinib
Sample Type:
Viat: 1
Injection #: 11
Injection Volume: 20.00 ul
Run Time: 30.0 Minutes
Sample Set Name:

Acquirde By: System
Acq. Method Set: Z
Processing Method: 259
Channel Name:
Proc. Chnl. Descr: 259



	RT	Area	Height	% Area
1	13.572	7864	893	0.06
2	14.034	5285	887	0.04
3	14.316	7740	947	0.06
4	14.867	12150743	1483139	99.64
5	16.297	23162	1528	0.19

```
=====
Acq. Operator   : SYSTEM                      Seq. Line :    5
Acq. Instrument : 12601c                     Location  : Vial 43
```

Inj Volume : 2.000 µl

Different Inj Volume from Sample Entry! Actual Inj Volume : 1.200 µl

Additional Info : Peak(s) manually integrated



=====
Area Percent Report
=====

```
Sorted By      :      Signal
Multiplier     :      1.0000
Dilution      :      1.0000
Use Multiplier & Dilution Factor with ISTDs
```

Signal 1: DAD1 F, Sig=260,4 Ref=550,100

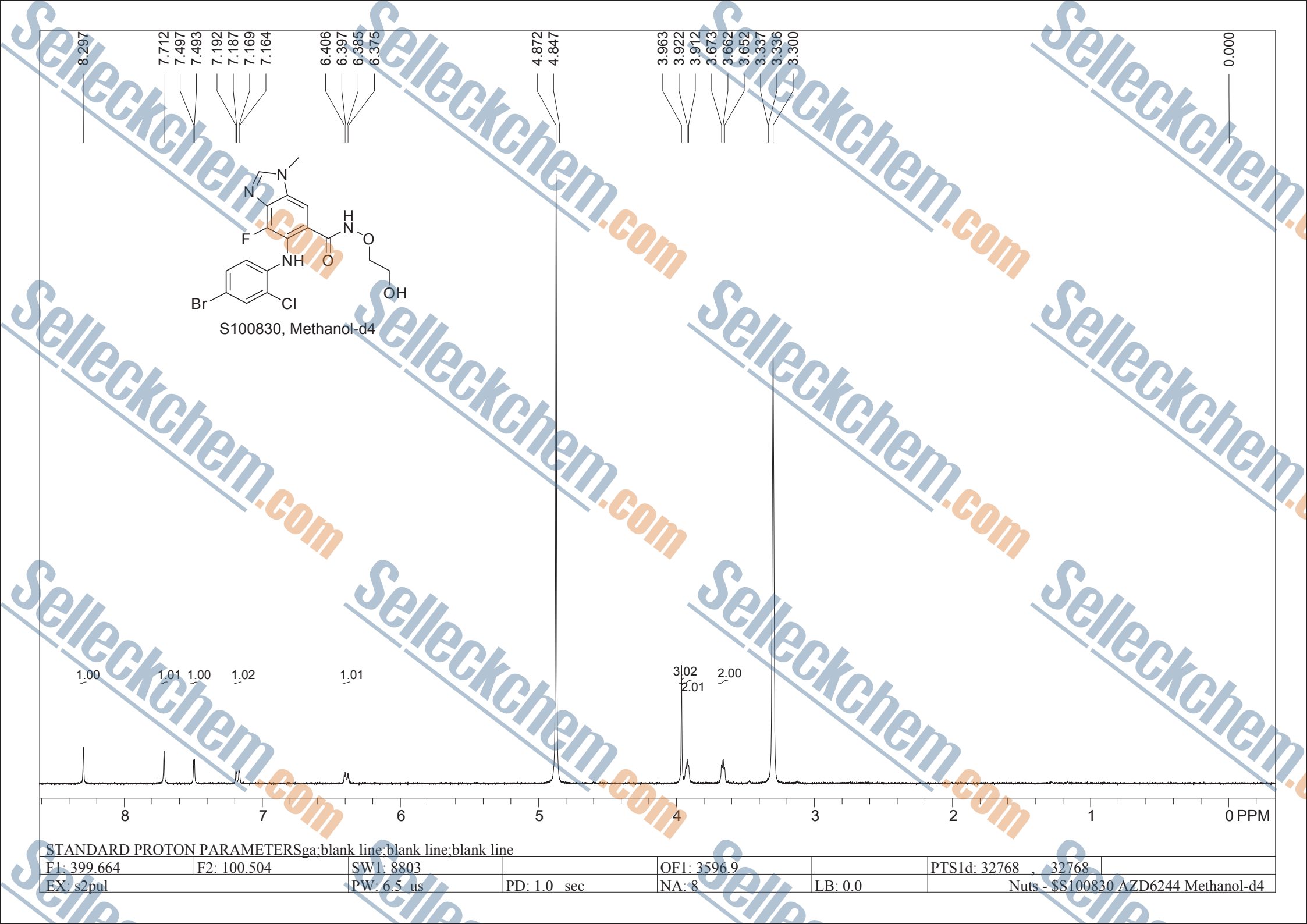
Peak #	RetTime [min]	Type	Width [min]	Area [mAU*s]	Height [mAU]	Area %
1	8.234	BB	0.0704	18.75048	4.13678	0.1524
2	10.132	BB	0.0850	8.41432	1.47620	0.0857
3	10.558	BV	0.0694	6078.54932	1352.71924	99.0372
4	10.787	VB	0.0815	16.50795	3.05490	0.1162
5	11.463	BB	0.0713	15.39543	3.24729	0.0983
6	11.822	BB	0.0661	22.80285	5.36842	0.2178
7	12.065	BV	0.0676	19.91418	4.50254	0.1712
8	12.179	VV	0.0873	6.84844	1.19679	0.0405

Sample Name: F6353 S100830 AZD6244

Peak #	RetTime [min]	Type	Width [min]	Area [mAU*s]	Height [mAU]	Area %
9	12.491	VB	0.1048	13.06524	1.67953	0.0807

Totals : 6200.24820 1377.38169

*** End of Report ***



STANDARD PROTON PARAMETERSga;blank line;blank line;blank line

F1: 399.664	F2: 100.504	SW1: 8803	OF1: 3596.9	PTS1d: 32768 , 32768
EX: s2pul	PW: 6.5 us	PD: 1.0 sec	NA: 8	LB: 0.0
				Nuts - \$S100830 AZD6244 Methanol-d4




STANDARD PROTON PARAMETERSga:blank line:blank line:blank line

F1: 399.663	F2: 100.504	SW1: 8803	OF1: 3600.3	PTS1d: 32768 , 32768
EX: s2pul	PW: 6.5 us	PD: 1.0 sec	NA: 8	LB: 0.0
			Nuts - \$S100913 BEZ235 (NVP-BEZ235) CDCl ₃	

=====
Acq. Operator : SYSTEM Seq. Line : 3
Acq. Instrument : 12601c Location : Vial 39

 Inj Volume : 2.000 µl
Different Inj Volume from Sample Entry! Actual Inj Volume : 1.000 µl



=====
Area Percent Report
=====

Sorted By : Signal
Multiplier : 1.0000
Dilution : 1.0000
Use Multiplier & Dilution Factor with ISTDs

Signal 1: DAD1 C, Sig=272,4 Ref=550,100

Peak #	RetTime [min]	Type	Width [min]	Area [mAU*s]	Height [mAU]	Area %
1	8.640	BB	0.0627	10.41231	2.63072	0.2597
2	9.378	BV	0.0544	19.65058	5.95295	0.5148
3	9.504	VB	0.0640	3968.99097	964.12909	99.0937
4	18.576	BB	0.0495	5.28138	1.62006	0.1317

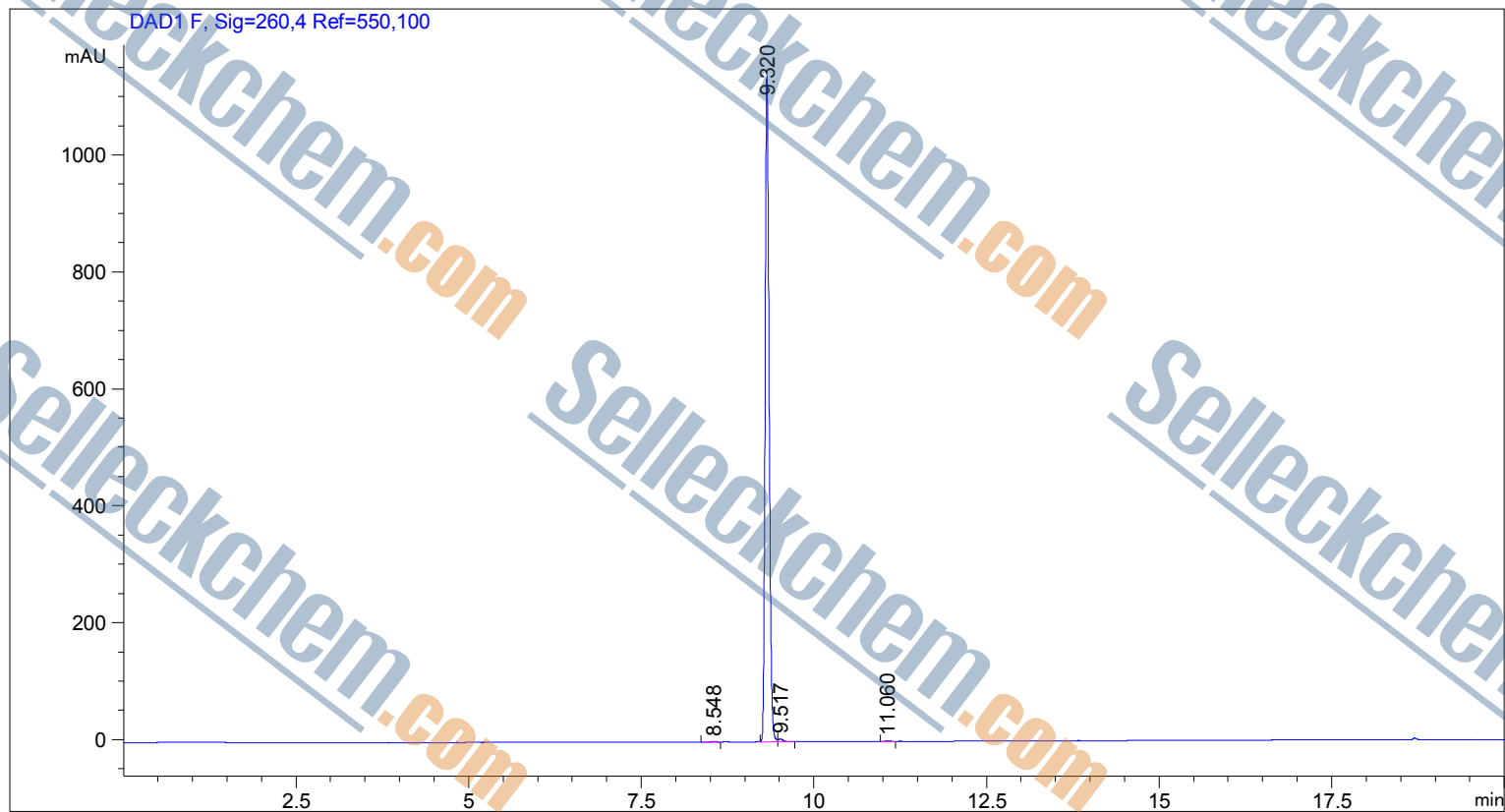
Totals : 4009.33524 975.33282

=====
*** End of Report ***

```
=====
Acq. Operator   : SYSTEM                      Seq. Line :    2
Acq. Instrument : 12601c                     Location  : Vial 85

                                           Inj Volume : 2.000 µl
Different Inj Volume from Sample Entry! Actual Inj Volume : 1.000 µl
=====
```

Additional Info : Peak(s) manually integrated



Area Percent Report

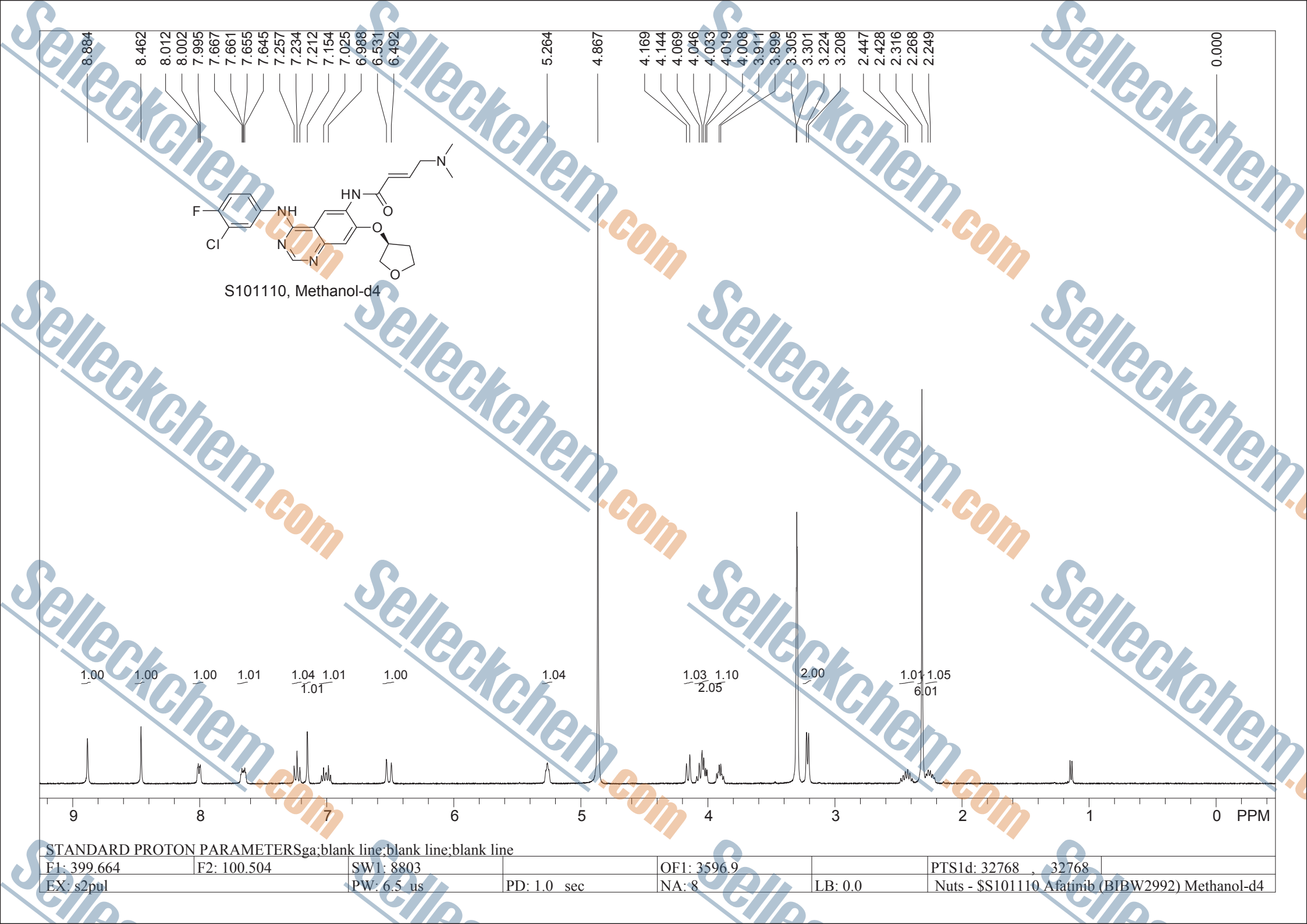
```
Sorted By      :      Signal
Multiplier     :      1.0000
Dilution       :      1.0000
Use Multiplier & Dilution Factor with ISTDs
```

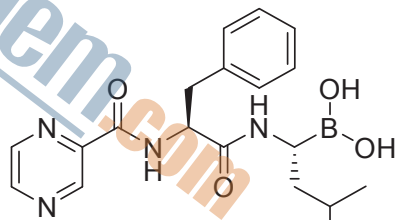
Signal 1: DAD1 F, Sig=260,4 Ref=550,100

Peak #	RetTime [min]	Type	Width [min]	Area [mAU*s]	Height [mAU]	Area %
1	8.548	BB	0.0708	5.88077	1.28716	0.1267
2	9.320	VV	0.0623	4608.18652	1136.41553	99.2471
3	9.517	VB	0.0762	23.76451	4.60216	0.5118
4	11.060	BB	0.0727	5.31472	1.11357	0.1145

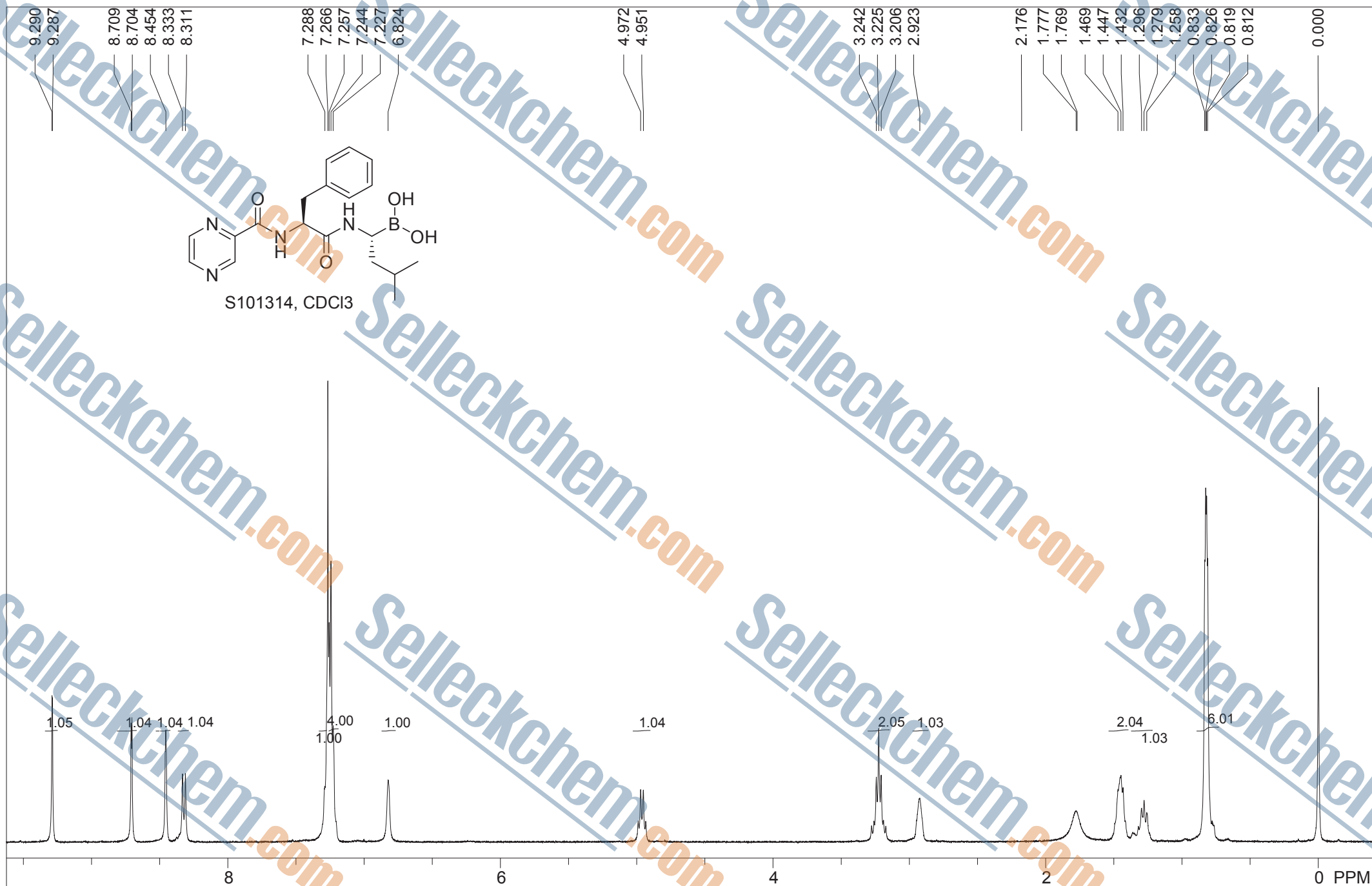
Totals : 4643.14651 1143.41842

=====
*** End of Report ***





S101314, CDCl₃



STANDARD PROTON PARAMETERS


F1: 399.663	F2: 100.504	SW1: 8803	OF1: 3600.8	PTS1d: 32768, 32768
EX: s2pul	PW: 6.5 us	PD: 2.0 sec	NA: 8	LB: 0.0

Nuts - S101314 Bortezomib CDCl₃

```

=====
Acq. Operator   : SYSTEM                      Seq. Line :    4
Acq. Instrument : 12601c                     Location  : Vial 64

                                     Inj Volume : 2.000 µl
Different Inj Volume from Sample Entry! Actual Inj Volume : 5.000 µl
=====
    
```



=====
 Area Percent Report
 =====

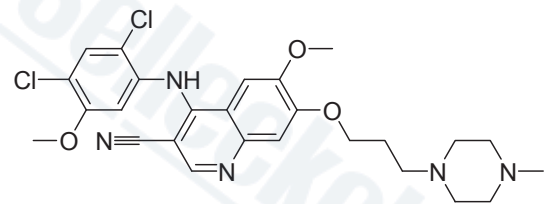
```

Sorted By       :      Signal
Multiplier      :      1.0000
Dilution        :      1.0000
Use Multiplier & Dilution Factor with ISTDs
    
```

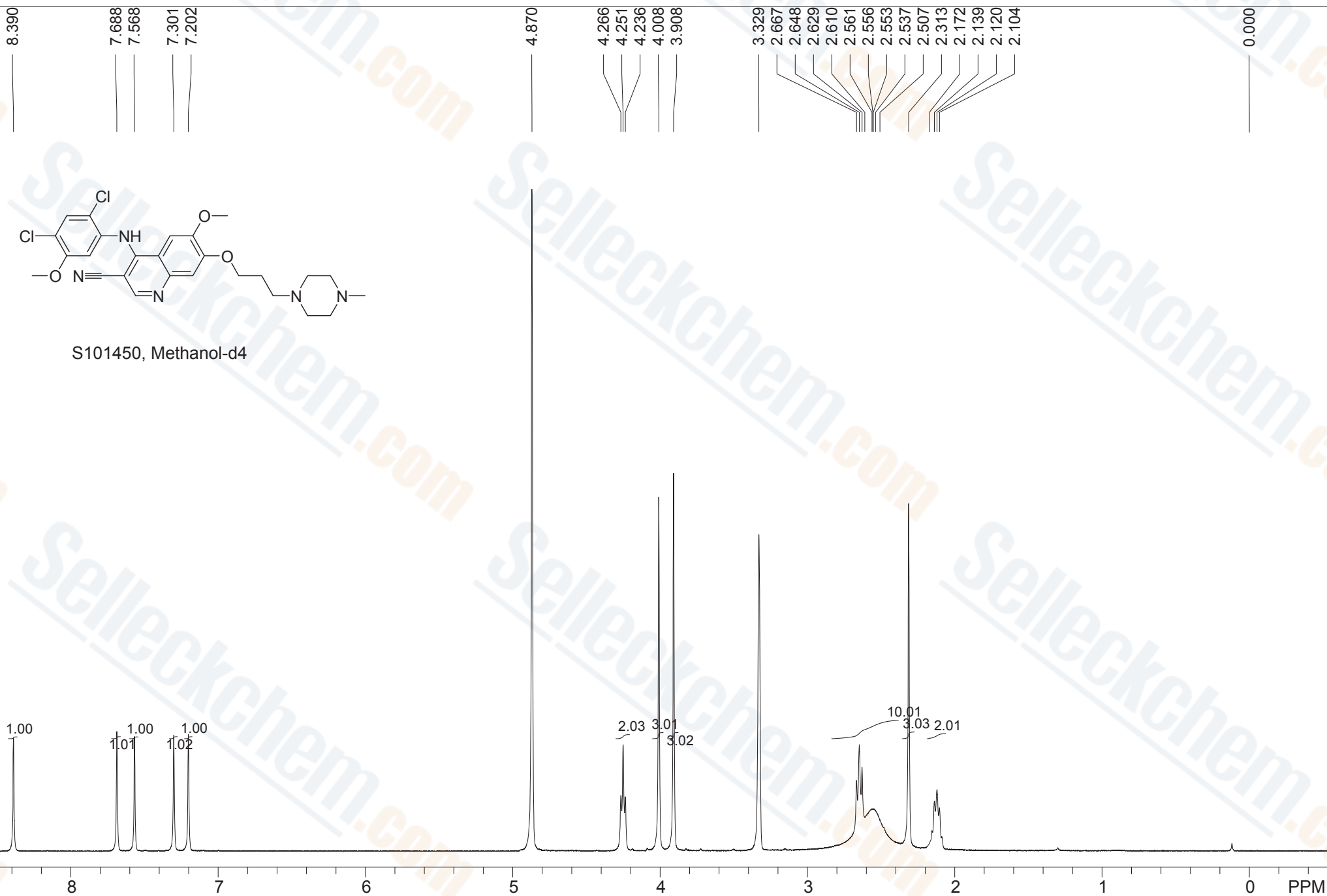
Signal 1: DAD1 H, Sig=277,4 Ref=550,100

Peak #	RetTime [min]	Type	Width [min]	Area [mAU*s]	Height [mAU]	Area %
1	10.378	BB	0.0828	6.87275	1.25733	0.0452
2	11.195	BV	0.4556	1.52096e4	470.60629	99.9548
Totals :				1.52165e4	471.86362	

=====
 *** End of Report ***



S101450, Methanol-d4

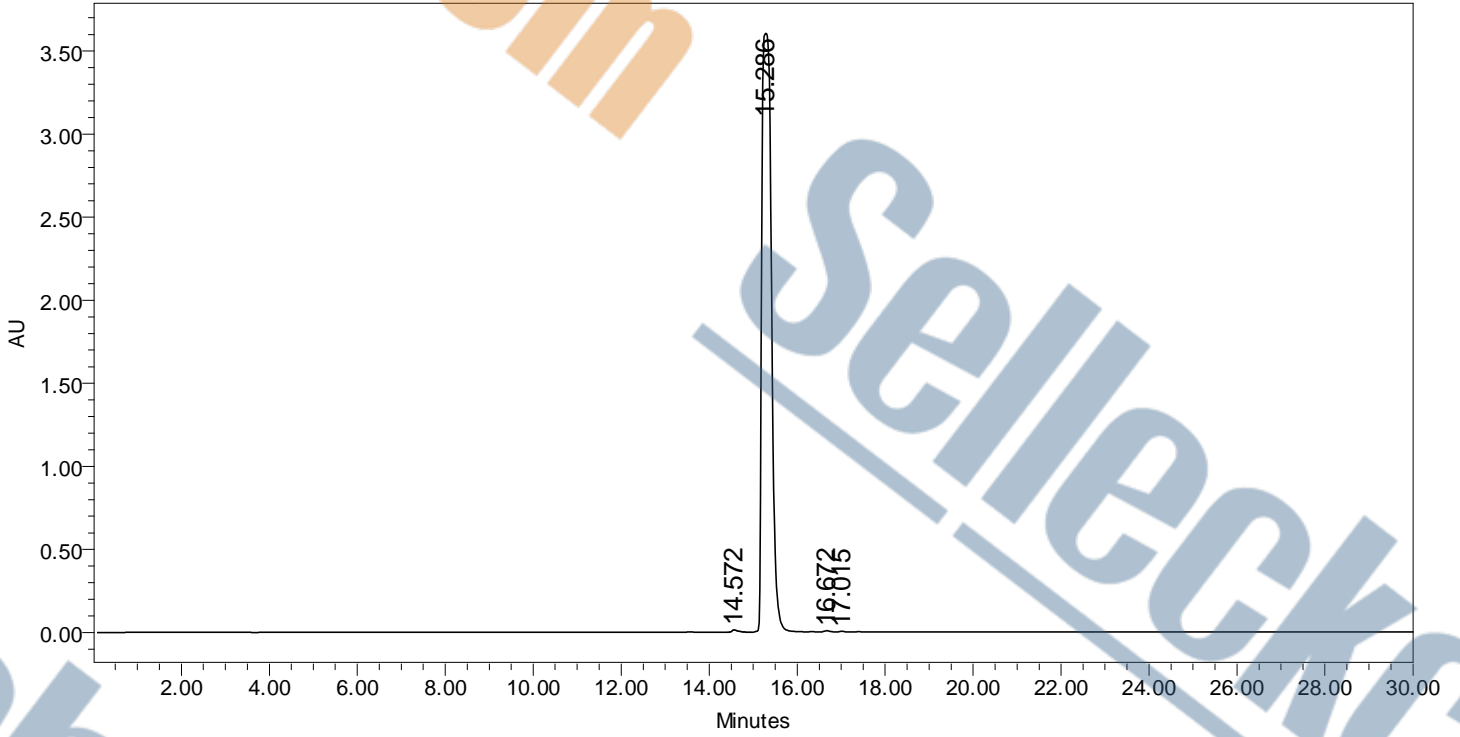


Std proton;blank line

F1: 399.647	F2: 100.500	SW1: 8013	OF1: 2013.9	PTS1d: 16416 , 32768
EX: s2pul	PW: 7.2 us	PD: 2.0 sec	NA: 8	LB: 0.0
Nuts - SS101450 Bosutinib (SKI-606) Methanol-d4				

SAMPLE INFORMATION

Sample Name: F3489 S101450 Bosutinib(SKI-606) Acquire By: System
Sample Type: Acq. Method Set: Z
Viat: 1
Injection #: 4
Injection Volume: 20.00 ul Processing Method: 269
Run Time: 30.0 Minutes Channel Name:
Sample Set Name: Proc. Chnl. Descr: 269

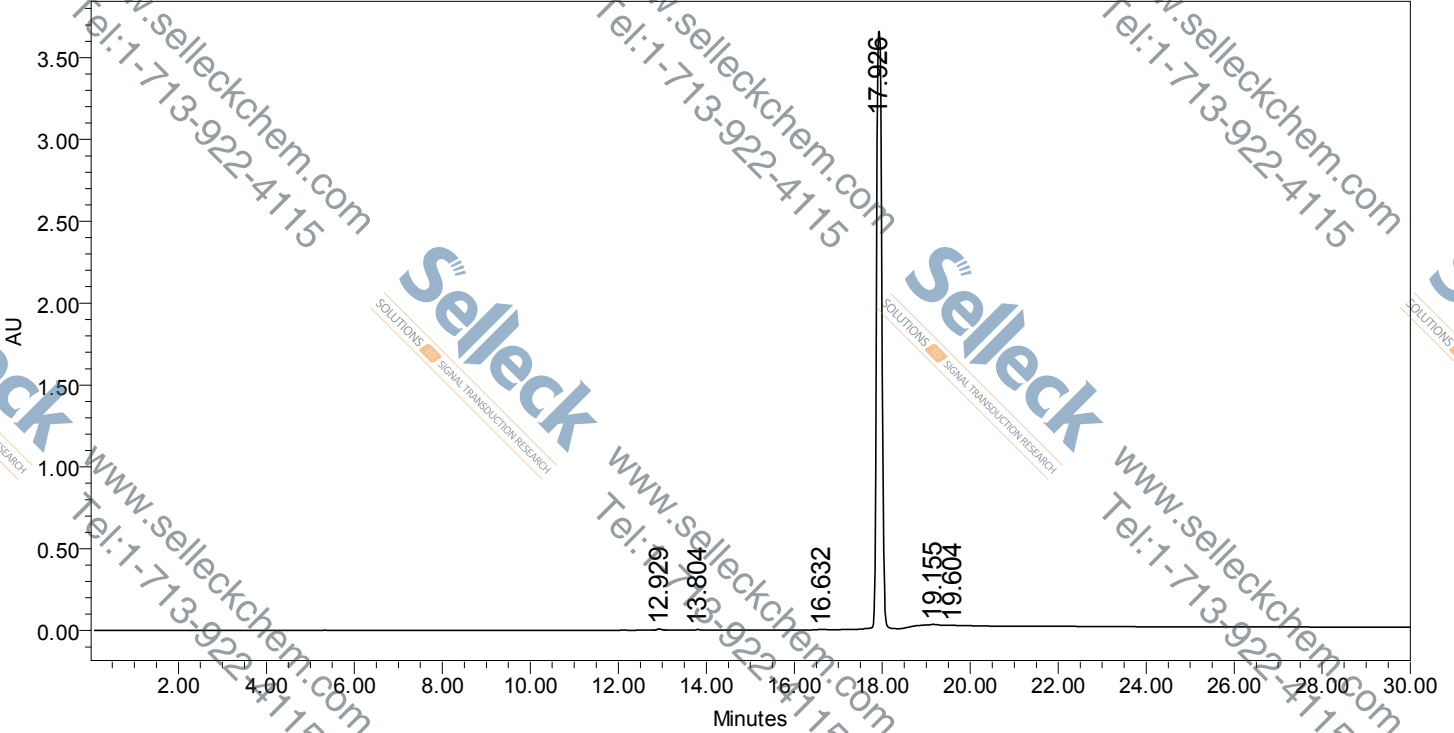


	RT	Area	Height	% Area
1	14.572	121910	13184	0.22
2	15.286	54574546	3603720	99.64
3	16.672	54874	6942	0.10
4	17.015	21588	2777	0.04

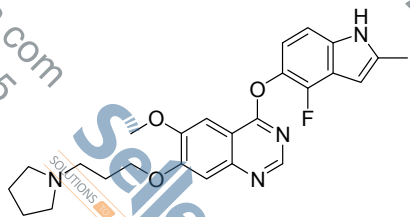
SAMPLE INFORMATION

Sample Name: F1982 S101705 AZD2171
 Sample Type:
 Viat: 1
 Injection #: 4
 Injection Volume: 20.00 ul
 Run Time: 30.0 Minutes
 Sample Set Name:

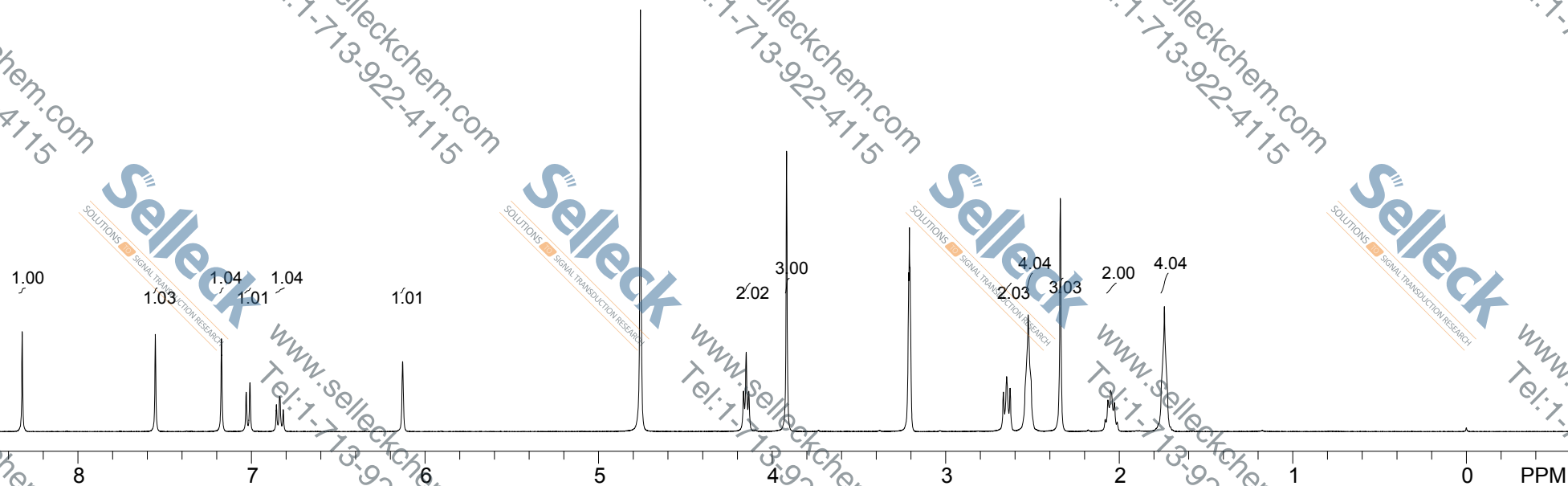
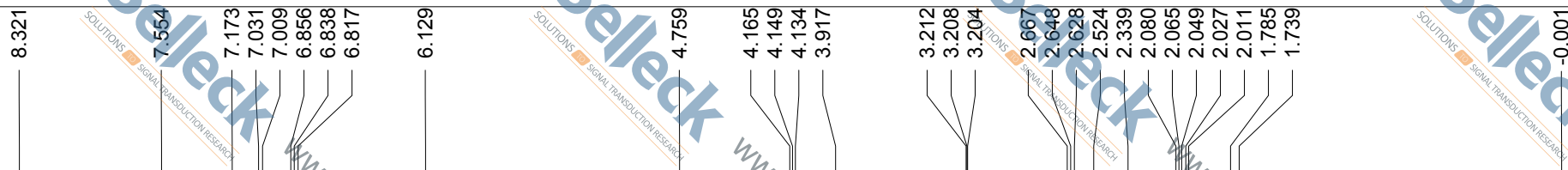
Acquirde By: System
 Acq. Method Set: Y
 Processing Method: 250
 Channel Name:
 Proc. Chnl. Descr: 250



	RT	Area	Height	% Area
1	12.929	51439	7036	0.17
2	13.804	21445	2859	0.07
3	16.632	25707	2845	0.09
4	17.926	29943486	3675602	99.53
5	19.155	36514	3695	0.12
6	19.604	7245	1667	0.02



S101705, Methanol-d4



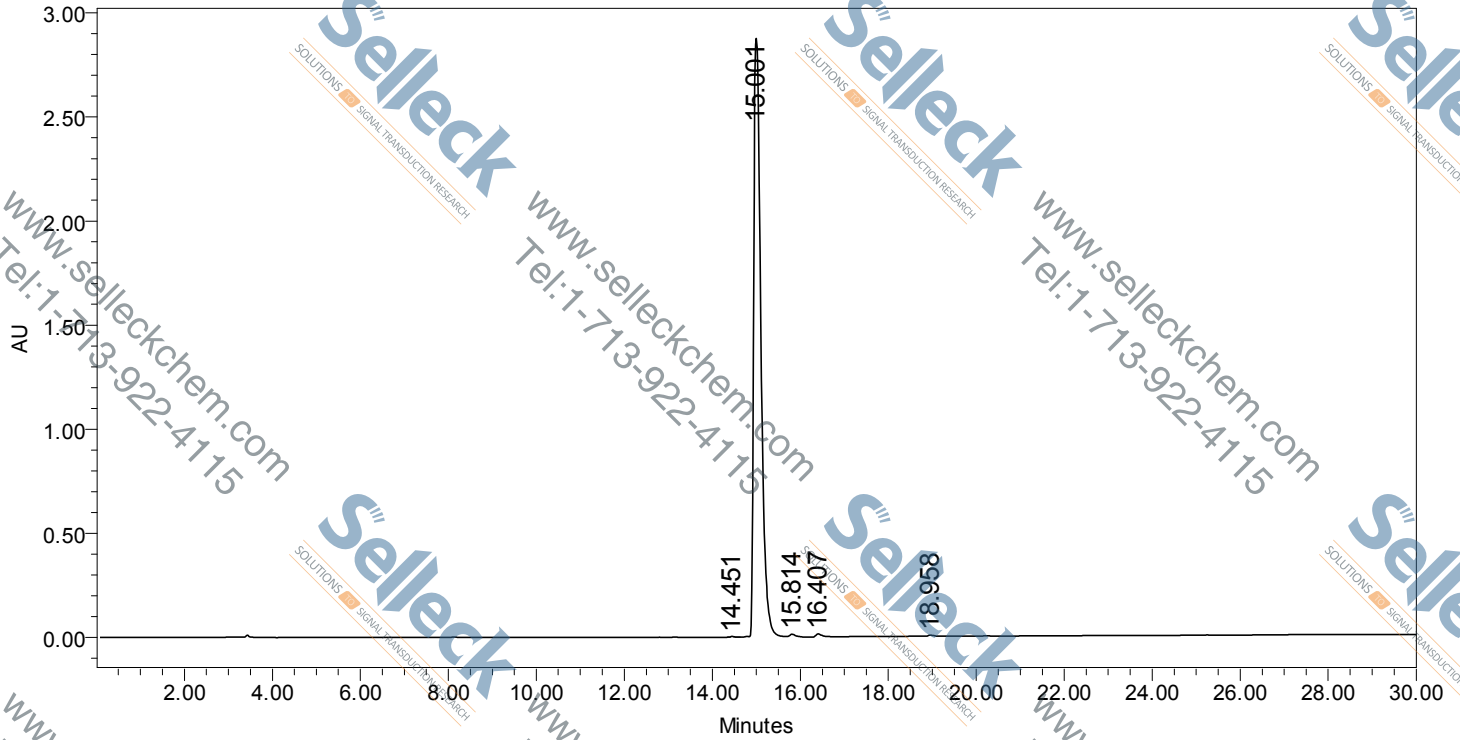
Std proton:blank line

F1: 399.647	F2: 100.500	SW1: 8013	OF1: 1966.0	PTS1d: 16416 , 32768
EX: s2pul	PW: 7.2 us	PD: 2.0 sec	NA: 8	LB: 0.0
Nuts - \$\$S101705 Cediranib(AZD2171) Methanol-d4				

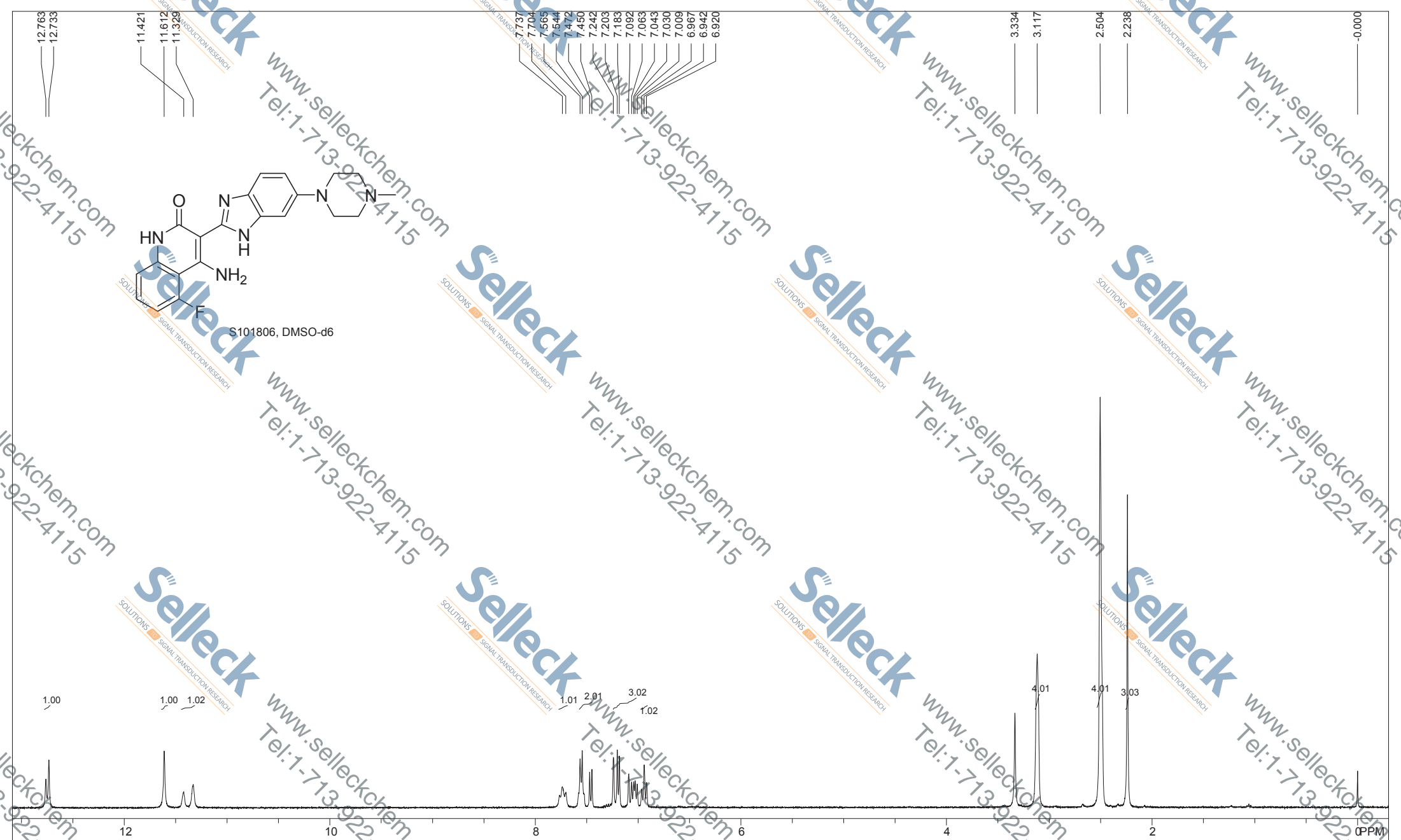
SAMPLE INFORMATION

Sample Name: F1620 S101806 CHIR-258
Sample Type:
Vial: 1
Injection #: 8
Injection Volume: 20.00 ul
Run Time: 30.0 Minutes
Sample Set Name:

Acquire By: System
Acq. Method Set: Y
Processing Method: 254
Channel Name:
Proc. Chnl. Descr: 254



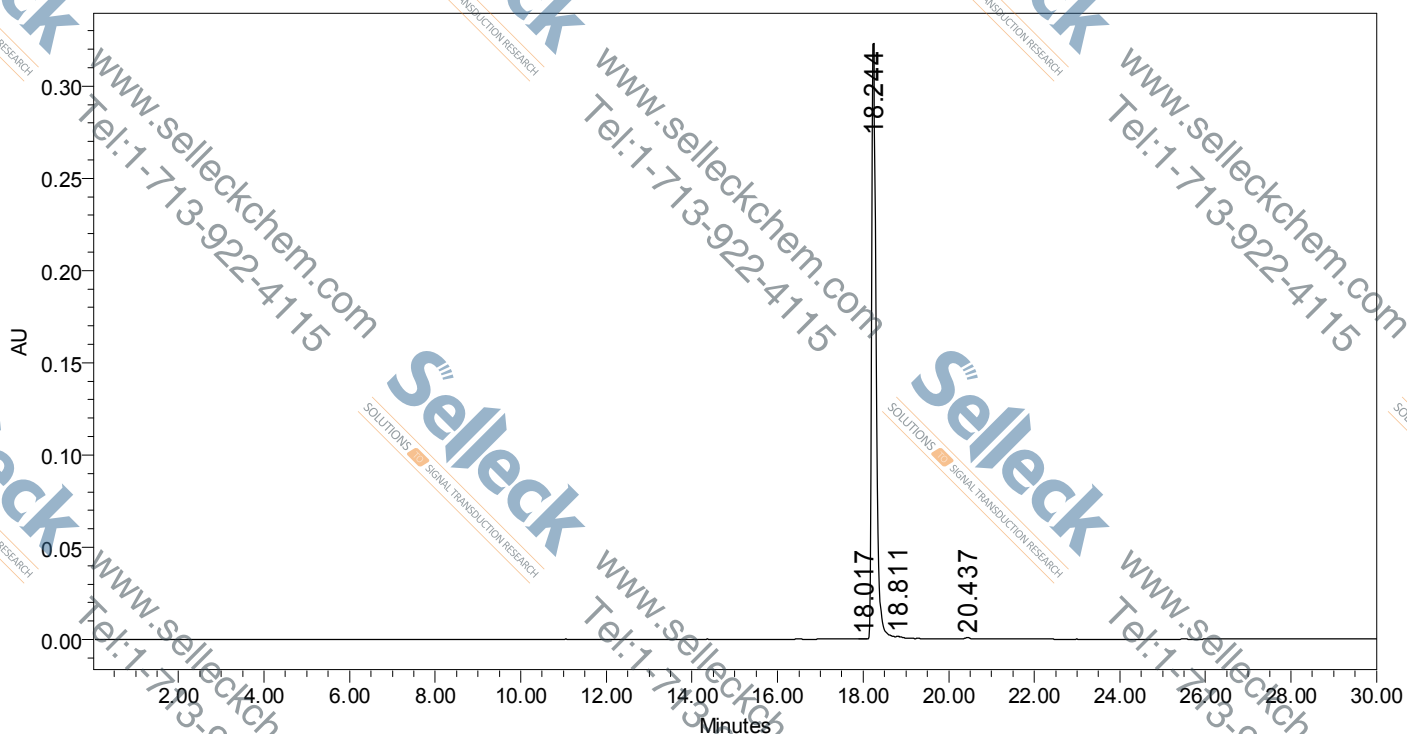
	RT	Area	Height	% Area
1	14.451	29715	3383	0.09
2	15.001	32466444	2881362	99.25
3	15.814	80897	11334	0.25
4	16.407	100354	13196	0.31
5	18.958	35184	4933	0.11



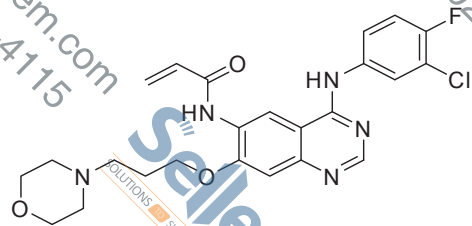
Std proton blank line							
F1: 399.637	F2: 100.498	SW1: 7225	PD: 2.0 sec	OFF: 2812.2	LB: 0.0	PTSId: 14803	16384
EX: s2pul		PW: 7.2 us		NA: 8			Nuts - S101806 CHIR-258

SAMPLE INFORMATION


Sample Name: F794 S101902 CI-1033	Acquired By: System
Sample Type: Unknown	
Vial: 1	Acq. Method Set: 2487
Injection #: 5	Processing Method: 341
Injection Volume: 20.00 ul	Channel Name: 2487Channel 1
Run Time: 30.0 Minutes	Proc. Chnl. Descr.: 341
Sample Set Name	



	RT	Area	% Area	Height
1	18.017	14185	0.06	212
2	18.244	2338368	99.28	324267
3	18.811	10763	0.46	1127
4	20.437	4751	0.20	658



S101902, DMSO-d6



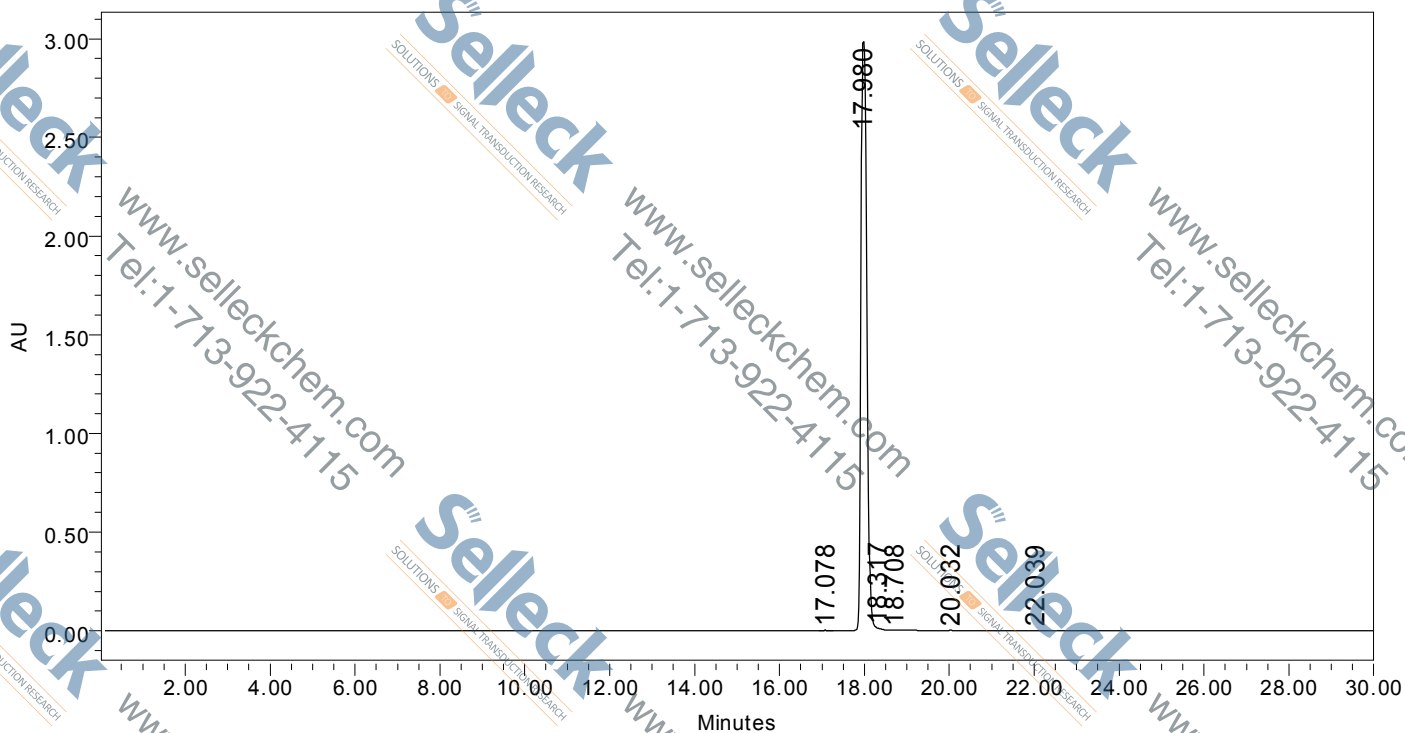
Std proton:blank line

F1: 399.635	F2: 100.497	SW1: 8065	OF1: 3225.5	PTS1d: 16521, 32768
EX: s2pul	PW: 7.2 us	PD: 2.0 sec	NA: 8	LB: 0.0


Nuts: S101902 CI-1033(Canertinib)

SAMPLE INFORMATION

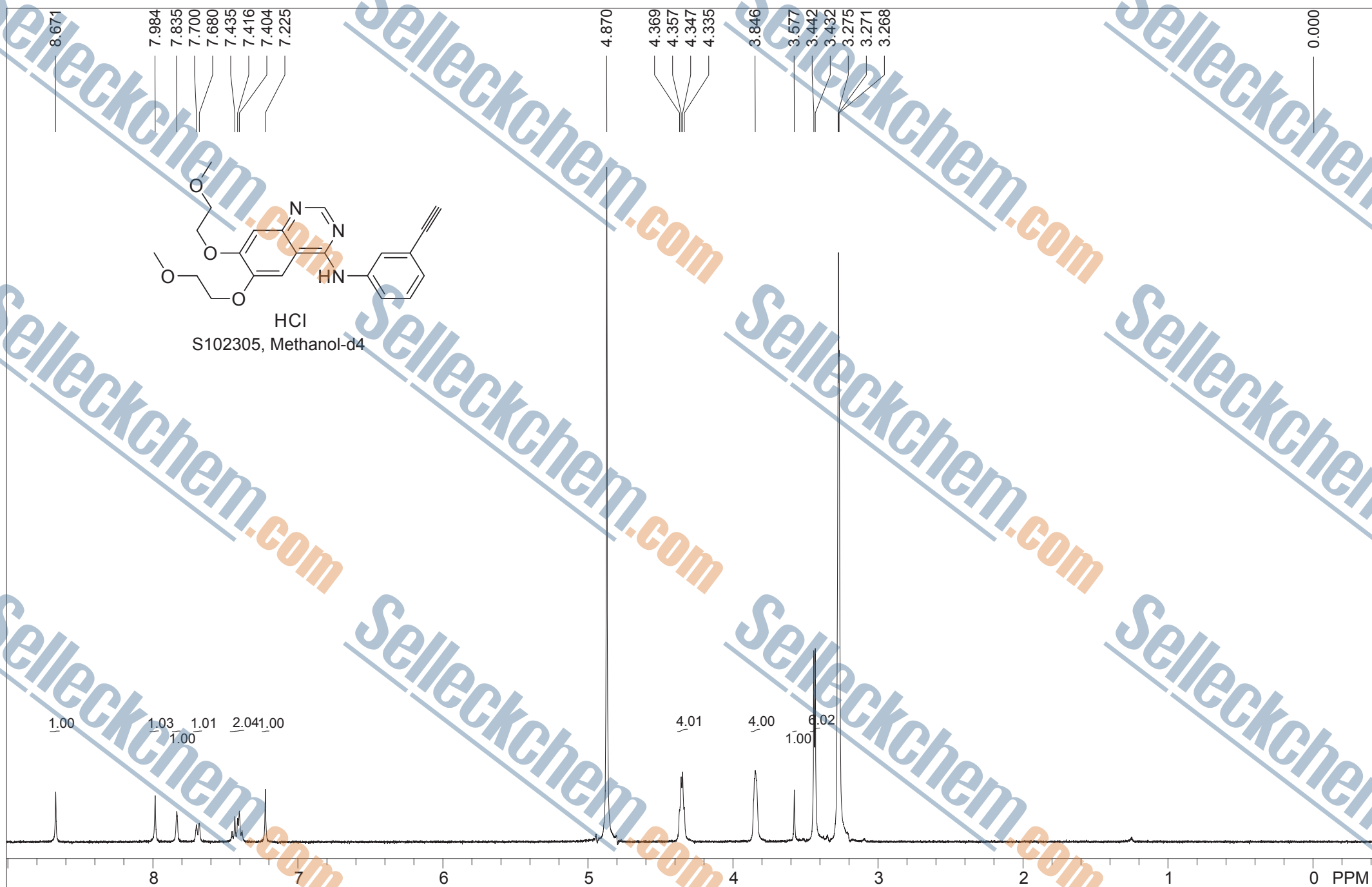
Sample Name: F1060 S102108 Dasatinib	Acquired By: System
Sample Type: Unknown	
Vial: 1	Acq. Method Set: 2487
Injection #: 2	Processing Method: 322
Injection Volume: 20.00 ul	Channel Name: 2487Channel 1
Run Time: 30.0 Minutes	Proc. Chnl. Descr.: 322
Sample Set Name:	



	RT	Area	% Area	Height
1	17.078	13073	0.05	1828
2	17.980	28658868	99.76	2992397
3	18.317	37850	0.13	8041
4	18.708	4942	0.02	892
5	20.032	6713	0.02	1001
6	22.039	6537	0.02	1033



Std proton: blank line					
F1: 399.635	F2: 100.497	SW1: 7225	OF1: 2805.9	PTS1d: 14803	16384
EX: s2pul		PW: 7.2 us	PD: 2.0 sec	NA: 8	LB: 0.0
					Nuts - S102108 Dasatinib



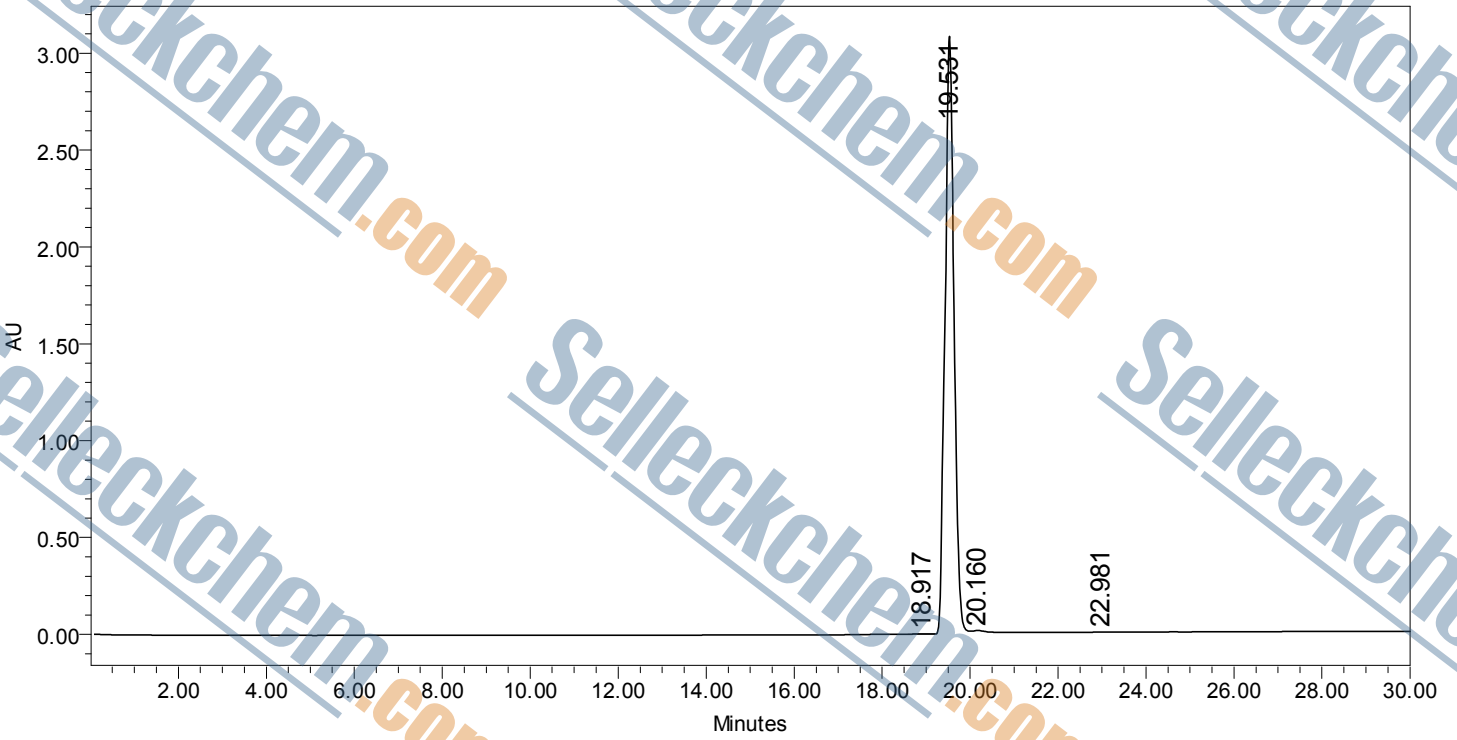
STANDARD PROTON PARAMETERS

F1: 399.657	F2: 100.503	SW1: 8803	OF1: 3586.5	PTS1d: 32768 , 32768
EX: s2pul	PW: 6.5 us	PD: 1.0 sec	NA: 8	LB: 0.0 Nuts - S102305 Erlotinib Hydrochloride recheck Methanol-d4

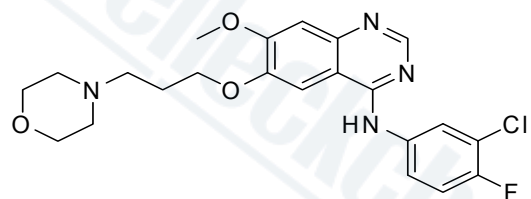
SAMPLE INFORMATION

Sample Name: F4588 S102305 Erlotinib HCl
Sample Type:
Viat: 1
Injection #: 5
Injection Volume: 20.00 ul
Run Time: 30.0 Minutes
Sample Set Name:

Acquire By: System
Date Acquired: 2014-3-6 12:05:28
Acq. Method Set: Z
Date Processed: 2014-3-6 12:35:35
Processing Method: 254
Channel Name:
Proc. Chnl. Descr: 254



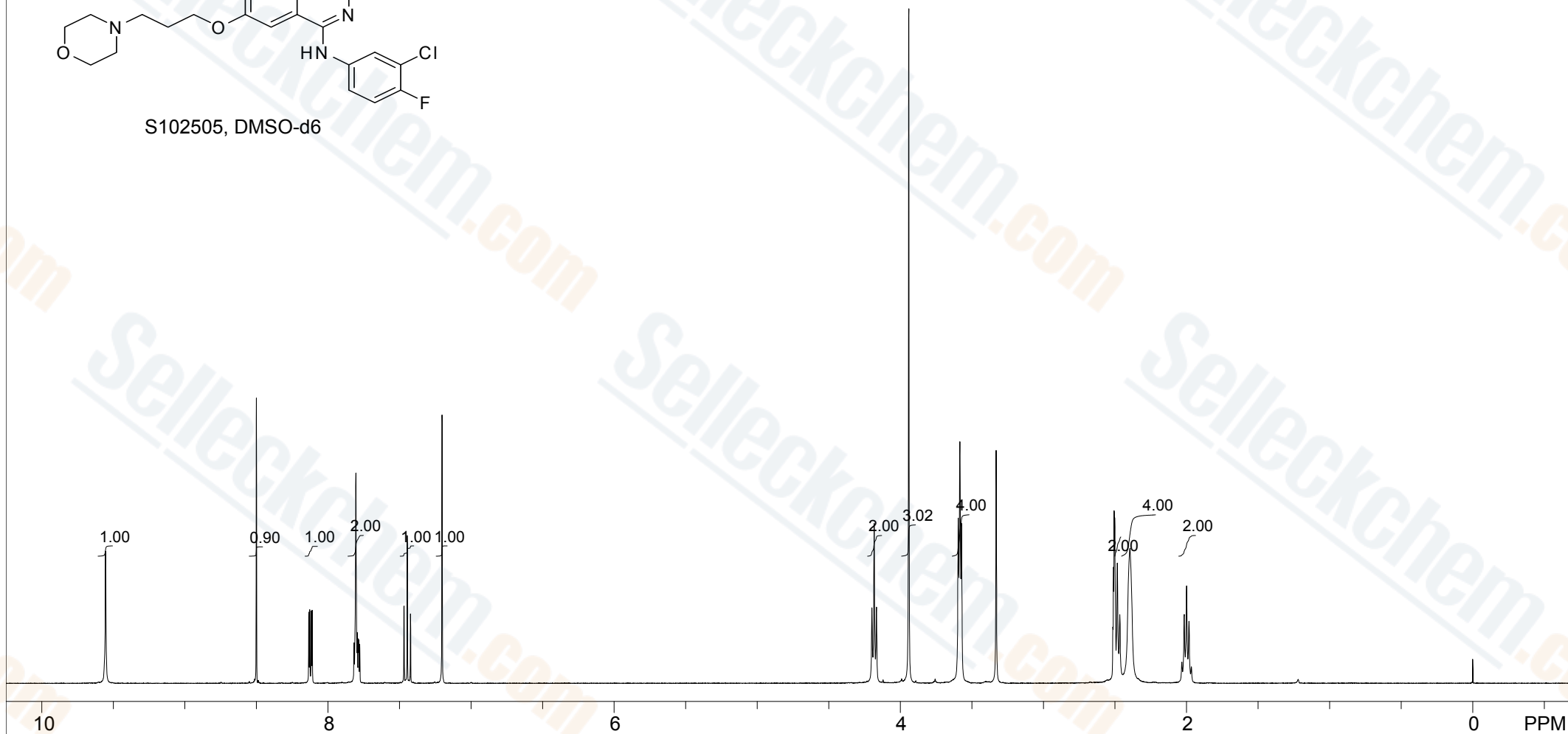
	RT	Area	Height	% Area
1	18.917	36560	1794	0.08
2	19.531	43954268	3084849	99.35
3	20.160	233821	11657	0.53
4	22.981	17842	1441	0.04



S102505, DMSO-d6

9.554
8.500
8.134
8.127
8.117
8.110
7.818
7.805
7.796
7.789
7.785
7.778
7.468
7.446
7.423
7.203

4.199
4.184
4.167
3.941
3.596
3.584
3.573
3.331
2.515
2.511
2.506
2.502
2.484
2.467
2.396
2.033
2.016
2.000
1.983
1.967
-0.000



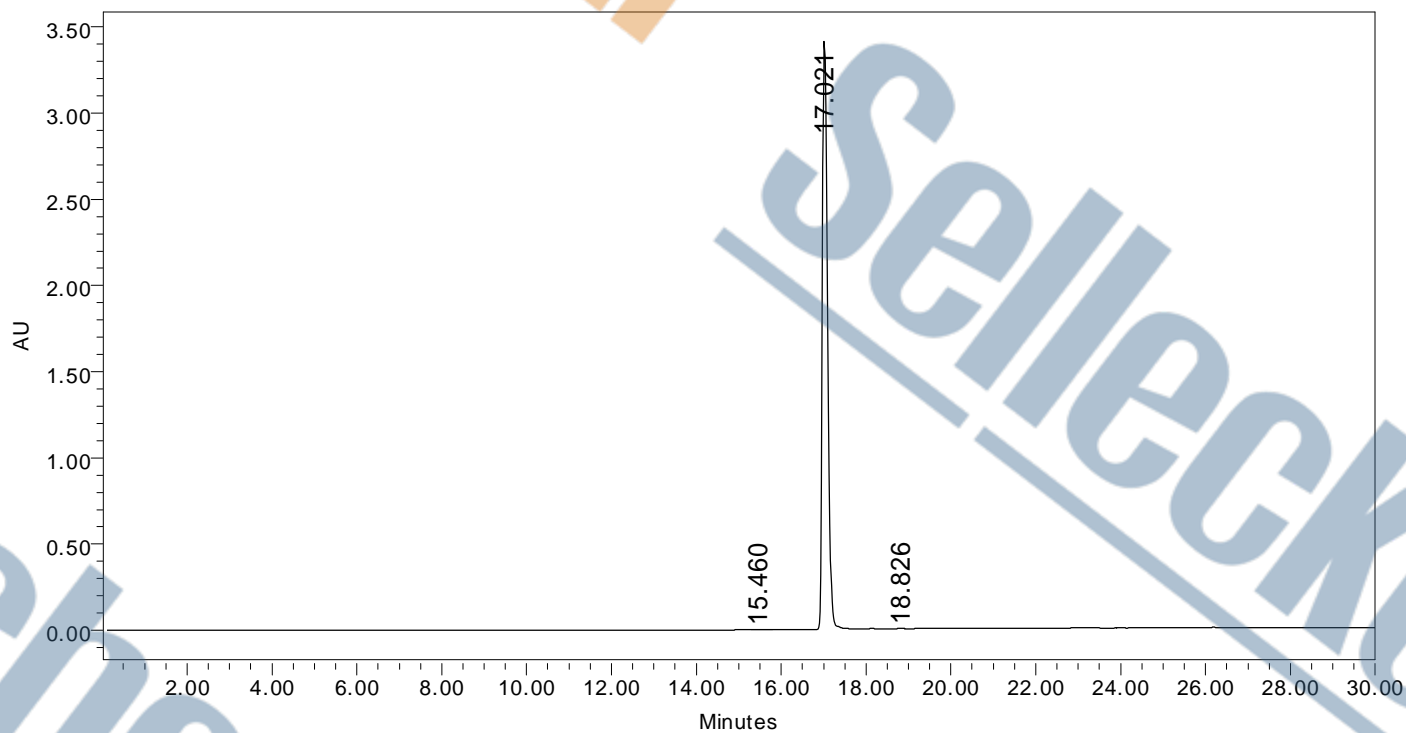
Std proton:blank line

F1: 399.635	F2: 100.497	SW1: 7225	OF1: 2808.3	PTS1d: 14803 , 16384
EX: s2pul	PW: 7.2 us	PD: 2.0 sec	NA: 8	LB: 0.0

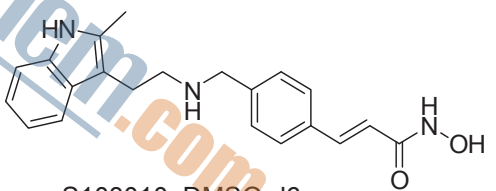
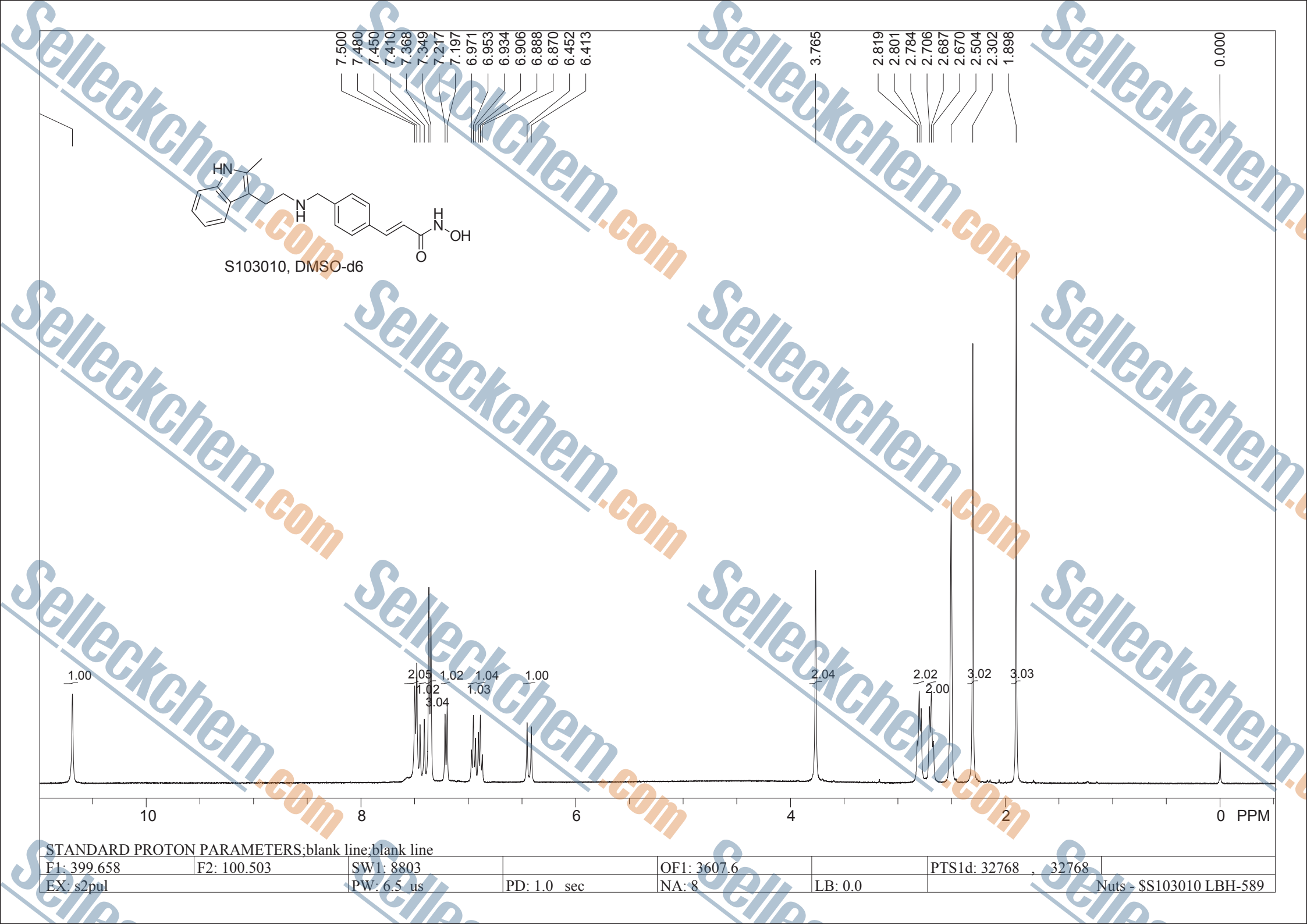
Nuts - \$\$S102505 Gefitinib

SAMPLE INFORMATION

Sample Name:	F1065 S102505 Gefitinib	Acquired By:	System
Sample Type:	Unknown		
Vial:	1	Acq. Method Set:	2487
Injection #:	14	Processing Method:	254
Injection Volume:	20.00 ul	Channel Name:	2487Channel 1
Run Time:	30.0 Minutes	Proc. Chnl. Descr.:	254
Sample Set Name:			



	RT	Area	% Area	Height
1	15.460	33730	0.11	2028
2	17.021	29290095	99.85	3429394
3	18.826	10337	0.04	1515



7.500
7.480
7.450
7.410
7.368
7.349
7.217
7.197
6.971
6.953
6.934
6.906
6.888
6.870
6.452
6.413

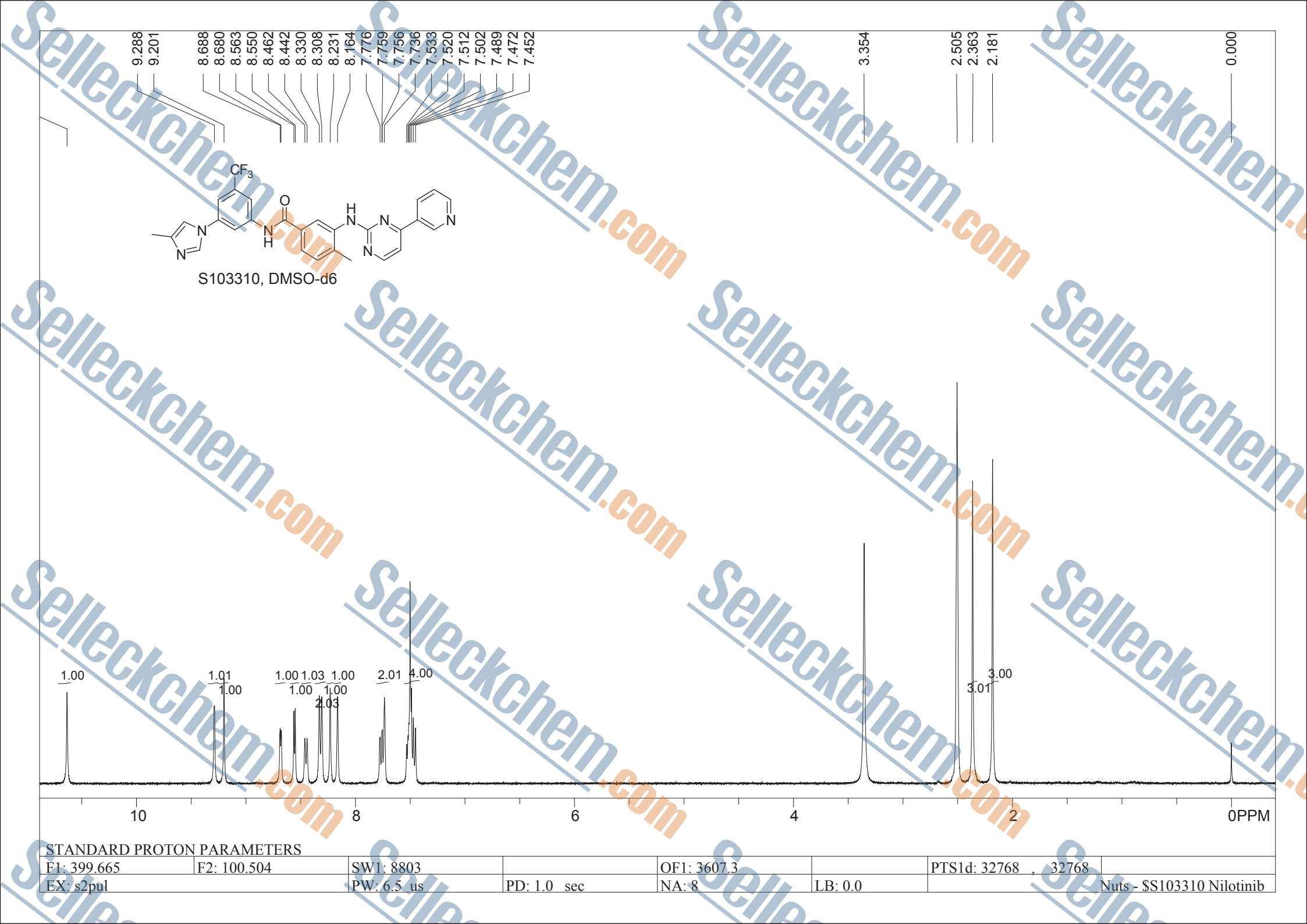
3.765
2.819
2.801
2.784
2.706
2.687
2.670
2.504
2.302
1.898
0.000

1.00
2.05
1.02
1.04
1.00
2.04
2.02
2.00
3.02
3.03

10 8 6 4 2 0 PPM

STANDARD PROTON PARAMETERS:blank line:blank line						PTS1d: 32768 , 32768	
F1: 399.658	F2: 100.503	SW1: 8803	PD: 1.0 sec	OF1: 3607.6	NA: 8	LB: 0.0	Nuts - SS103010 LBH-589
EX: s2pul	PW: 6.5 us						

*** End of Report ***



STANDARD PROTON PARAMETERS

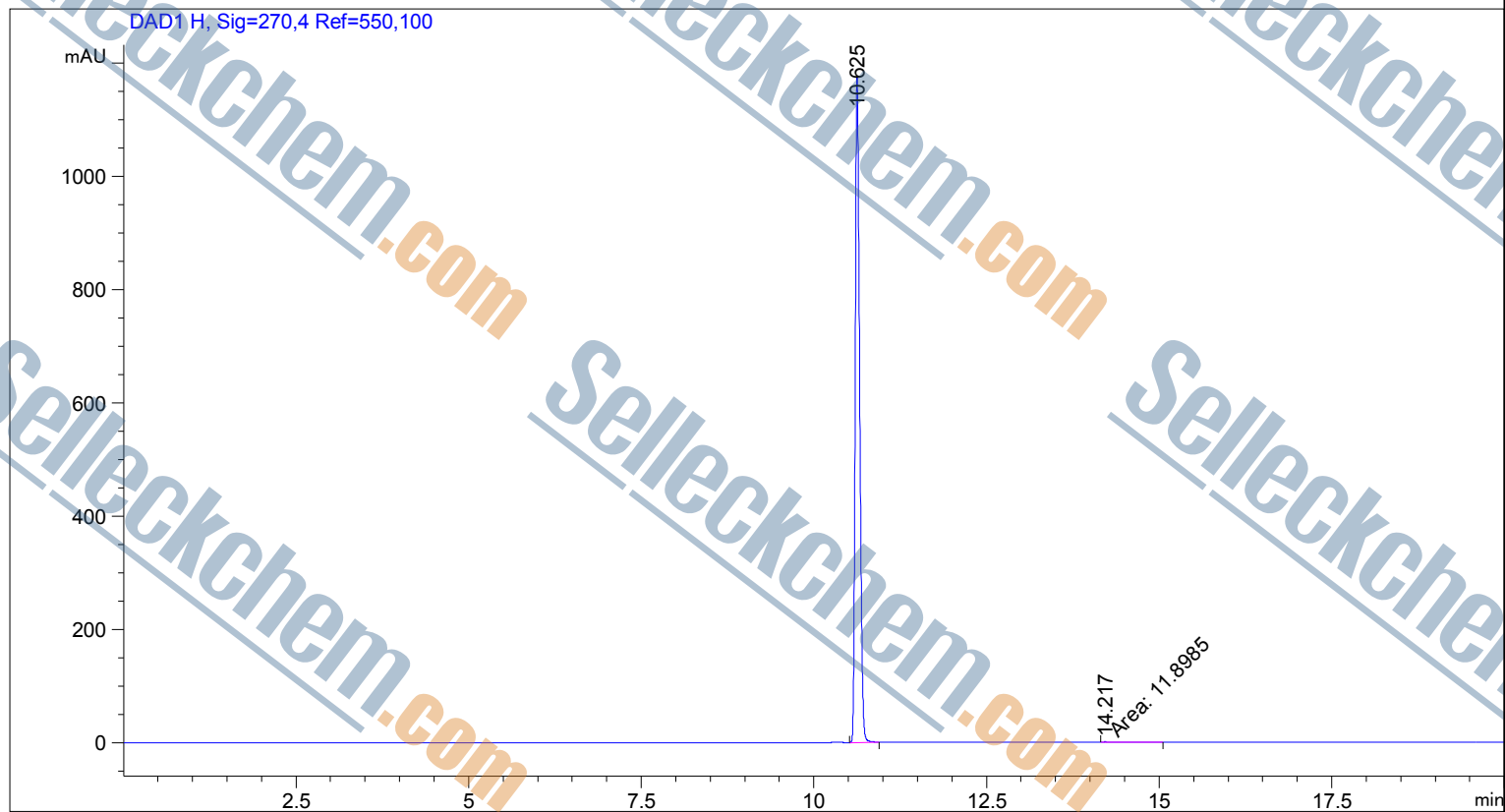
F1: 399.665	F2: 100.504	SW1: 8803	OF1: 3607.3	PTS1d: 32768 , 32768
EX: s2pul	PW: 6.5 us	PD: 1.0 sec	NA: 8	LB: 0.0

Nuts - S103310 Nilotinib

=====

Acq. Operator : SYSTEM	Seq. Line : 8
Acq. Instrument : 12601c	Location : Vial 28
	Inj Volume : 5.000 µl
Different Inj Volume from Sample Entry!	Actual Inj Volume : 0.600 µl

Additional Info : Peak(s) manually integrated



=====
Area Percent Report
=====

Sorted By : Signal
Multiplier : 1.0000
Dilution : 1.0000
Use Multiplier & Dilution Factor with ISTDs

Signal 1: DAD1 H, Sig=270,4 Ref=550,100

Peak #	RetTime [min]	Type	Width [min]	Area [mAU*s]	Height [mAU]	Area %
1	10.625	BB	0.0686	5245.72949	1174.07544	99.7737
2	14.217	MM	0.1954	11.89854	1.01506	0.2263

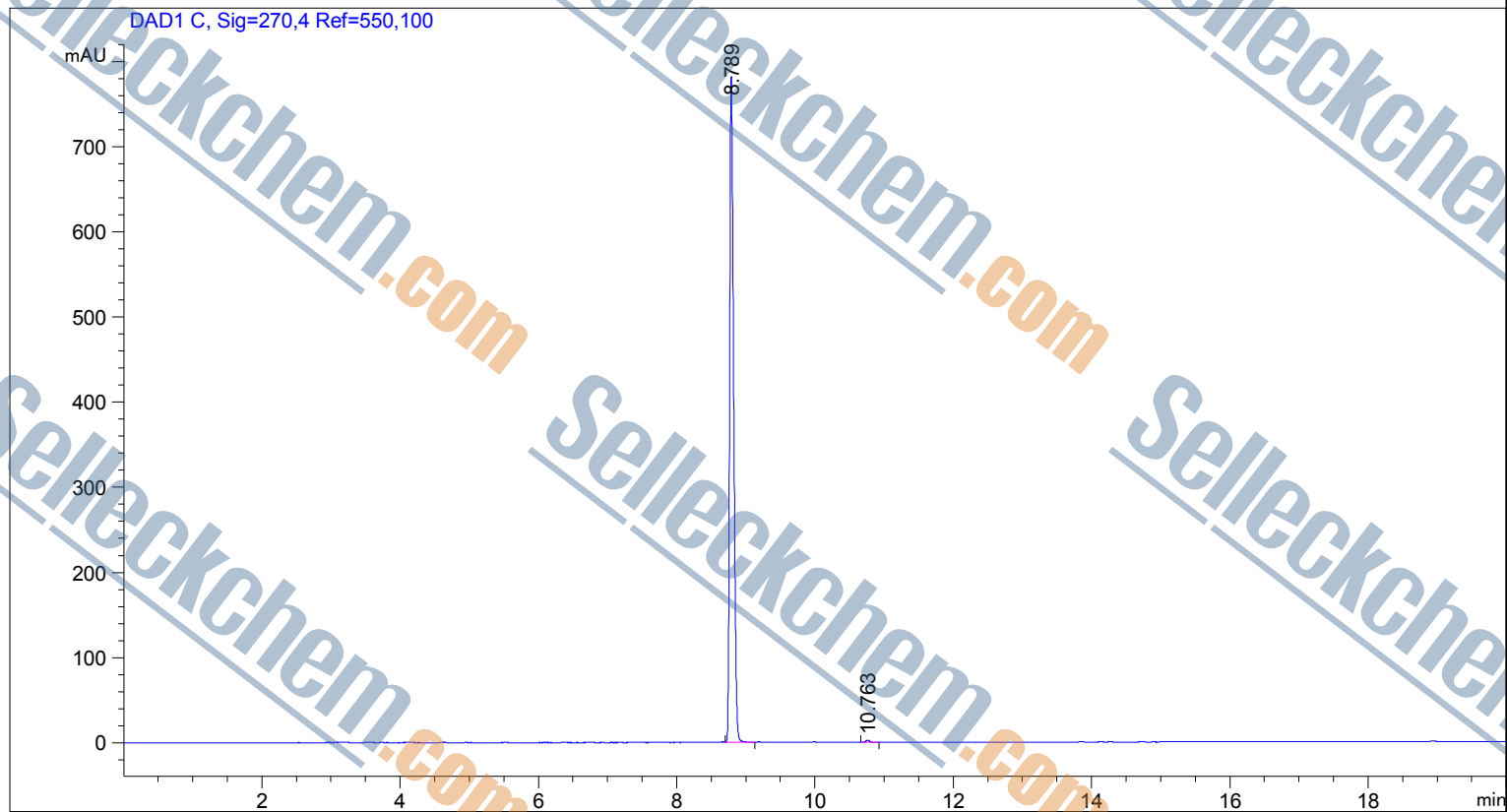
Totals : 5257.62803 1175.09050

=====
*** End of Report ***

```

=====
Acq. Operator   : SYSTEM                      Seq. Line :    1
Acq. Instrument : 12601c                     Location  : Vial 84

                                           Inj Volume : 2.000 µl
Different Inj Volume from Sample Entry! Actual Inj Volume : 1.200 µl
    
```



Area Percent Report

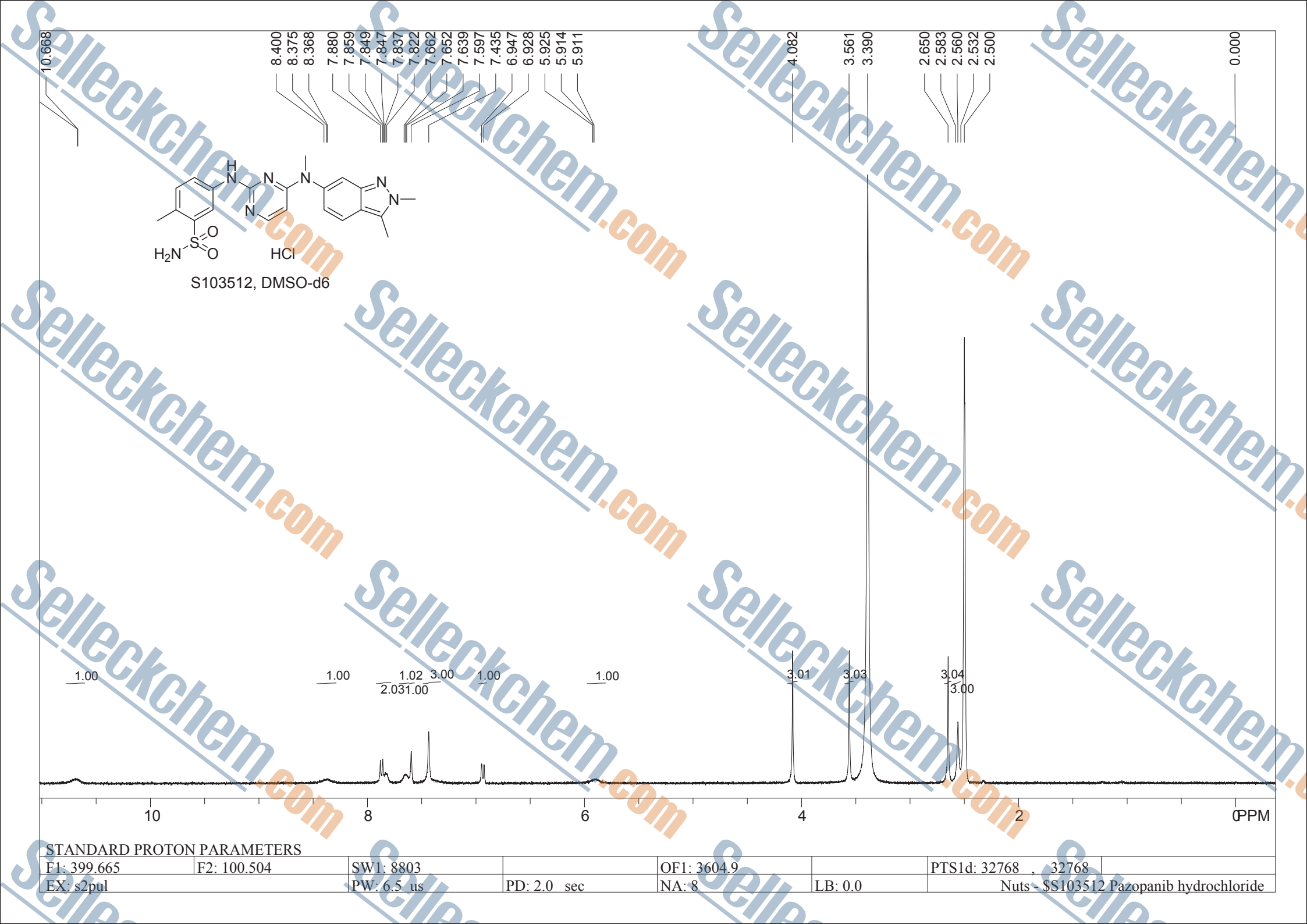
```

Sorted By      : Signal
Multiplier     : 1.0000
Dilution       : 1.0000
Use Multiplier & Dilution Factor with ISTDs
    
```

Signal 1: DAD1 C, Sig=270,4 Ref=550,100

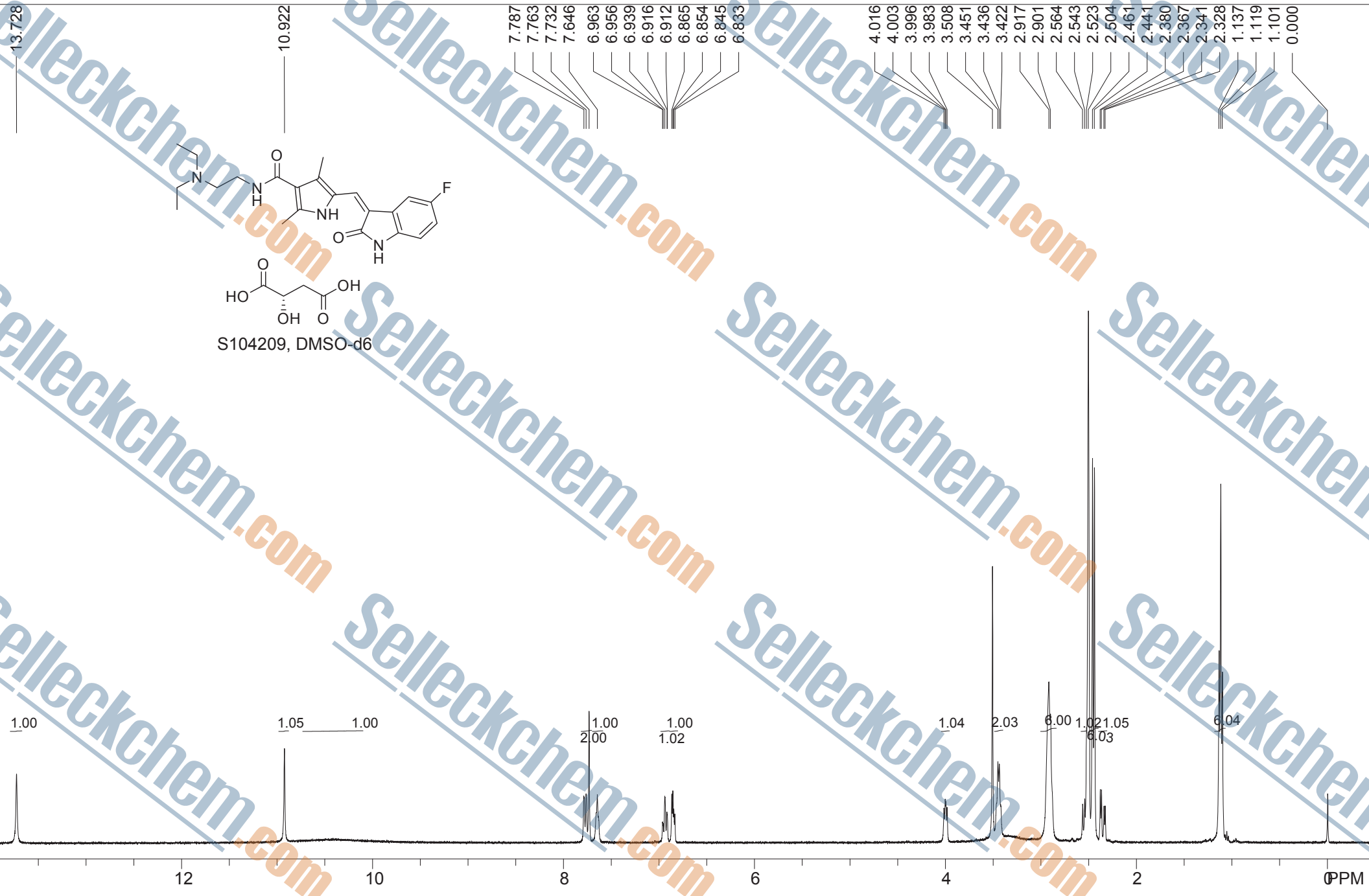
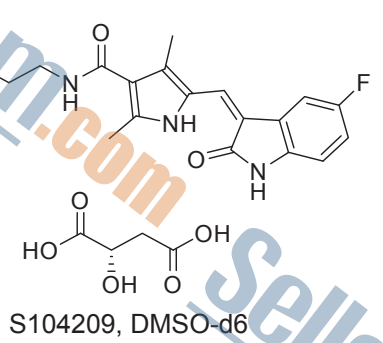
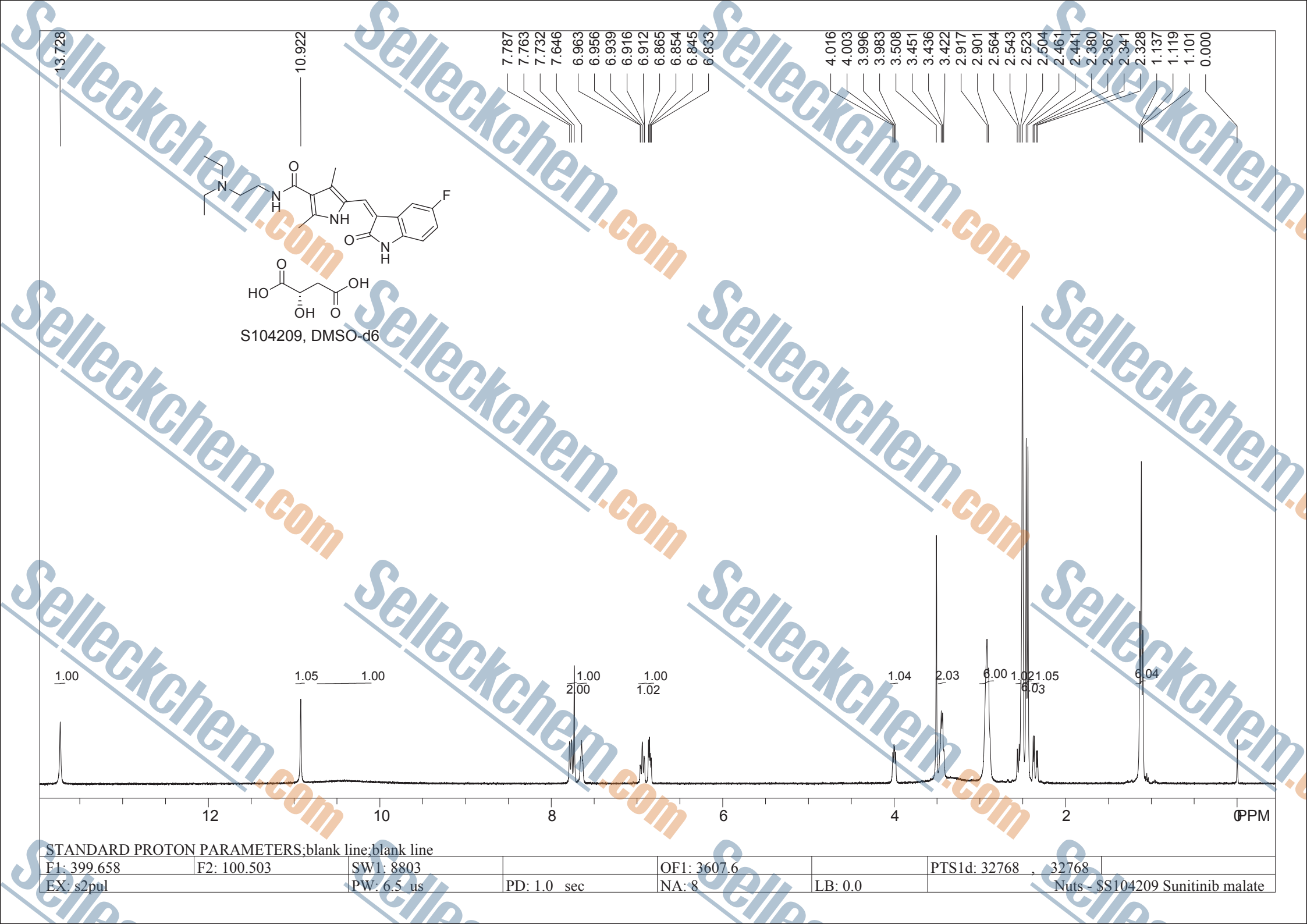
Peak #	RetTime [min]	Type	Width [min]	Area [mAU*s]	Height [mAU]	Area %
1	8.789	VB	0.0607	3095.89844	782.03766	99.6617
2	10.763	BB	0.0613	10.50892	2.64832	0.3383
Totals :				3106.40736	784.68598	

*** End of Report ***



STANDARD PROTON PARAMETERS

F1: 399.665	F2: 100.504	SW1: 8803	OF1: 3604.9	PTS1d: 32768 , 32768
EX: s2pul	PW: 6.5 us	PD: 2.0 sec	NA: 8	LB: 0.0
Nuts - SS103512 Pazopanib hydrochloride				

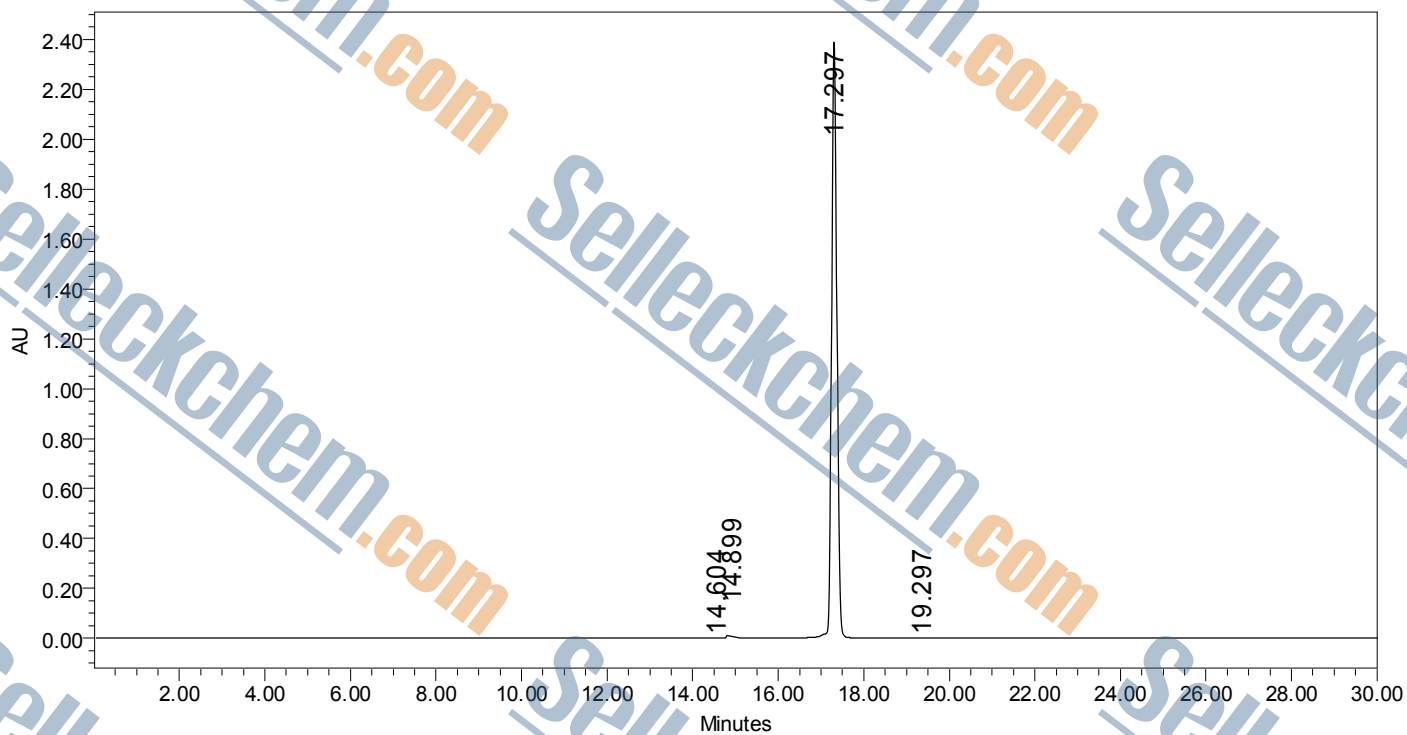


STANDARD PROTON PARAMETERS:blank line:blank line

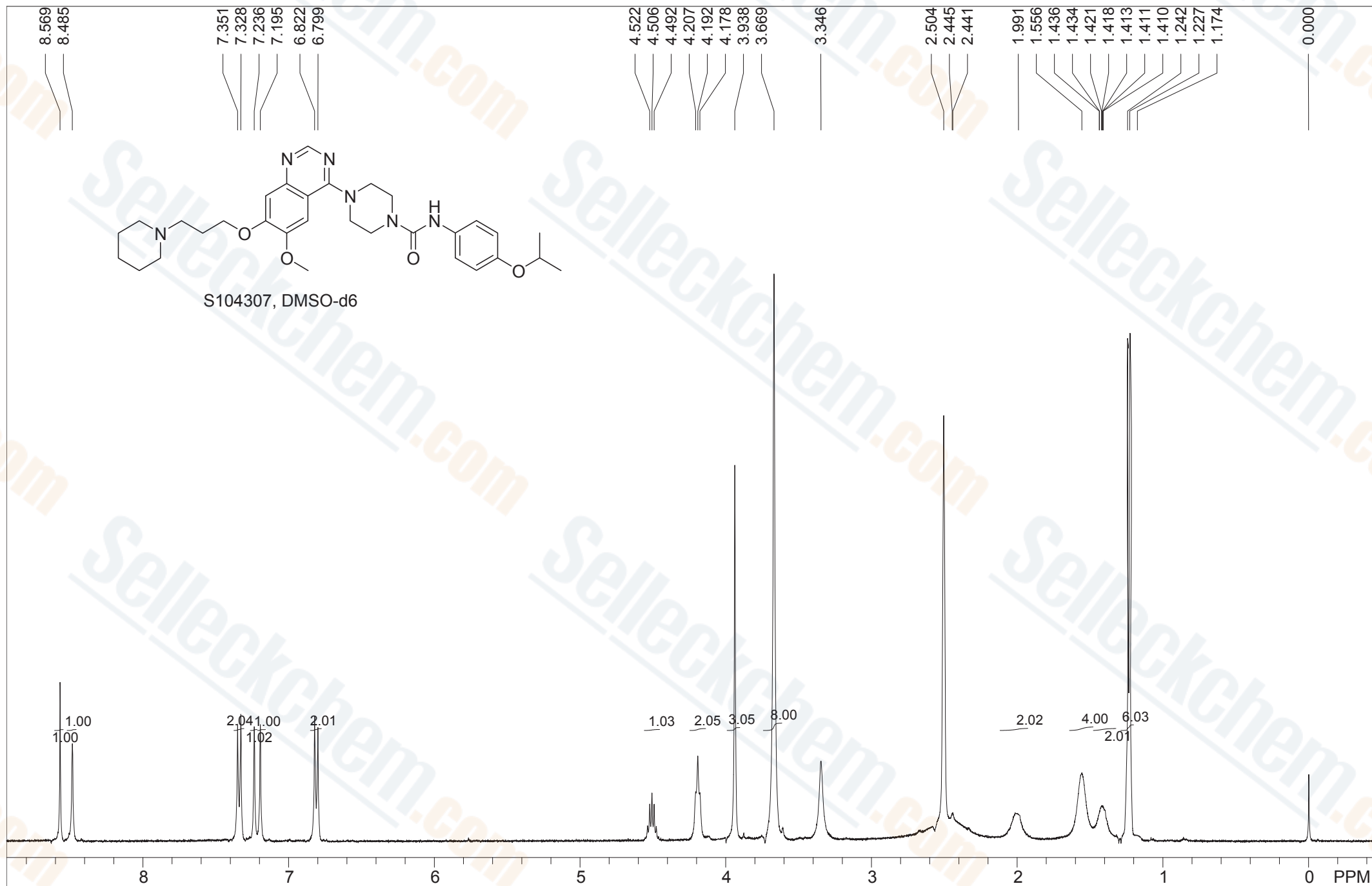
F1: 399.658	F2: 100.503	SW1: 8803	OF1: 3607.6	PTS1d: 32768 , 32768
EX: s2pul	PW: 6.5 us	PD: 1.0 sec	NA: 8	LB: 0.0
				Nuts - S104209 Sunitinib malate

SAMPLE INFORMATION

Sample Name:	F4837 S104209 Sunitinib malate	Acquired By:	System
Sample Type:	Unknown	Acq. Method Set:	YCR
Vial:	1	Processing Method:	261
Injection:	15	Channel Name:	2487Channel 1
Injection Volume:	20.00 ul	Proc. Chnl. Descr.:	261
Run Time:	30.0 Minutes		
Sample Set Name:			



	RT	Area	% Area	Height
1	14.604	5550	0.12	757
2	14.899	33330	0.72	167399
3	17.297	4584327	99.03	2411586
4	19.297	6018	0.13	914



STANDARD PROTON PARAMETERS

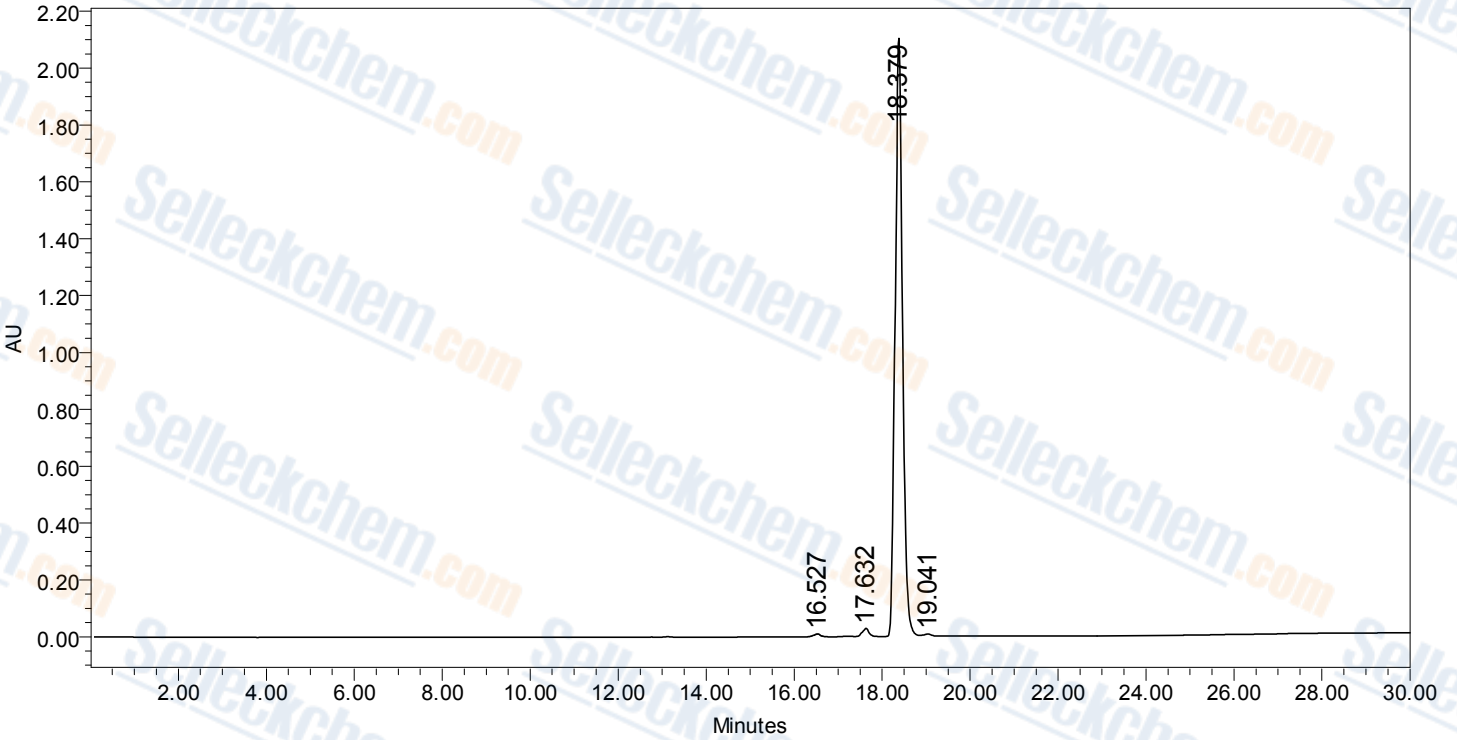
F1: 399.658	F2: 100.503	SW1: 8803	OF1: 3608.1	PTS1d: 32768 , 32768
EX: s2pul	PW: 6.5 us	PD: 1.0 sec	NA: 8	LB: 0.0

Nuts - S104307 Tandutinib

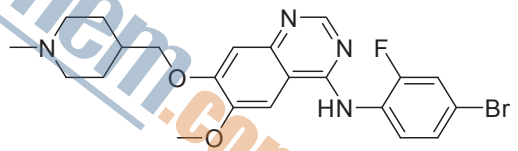
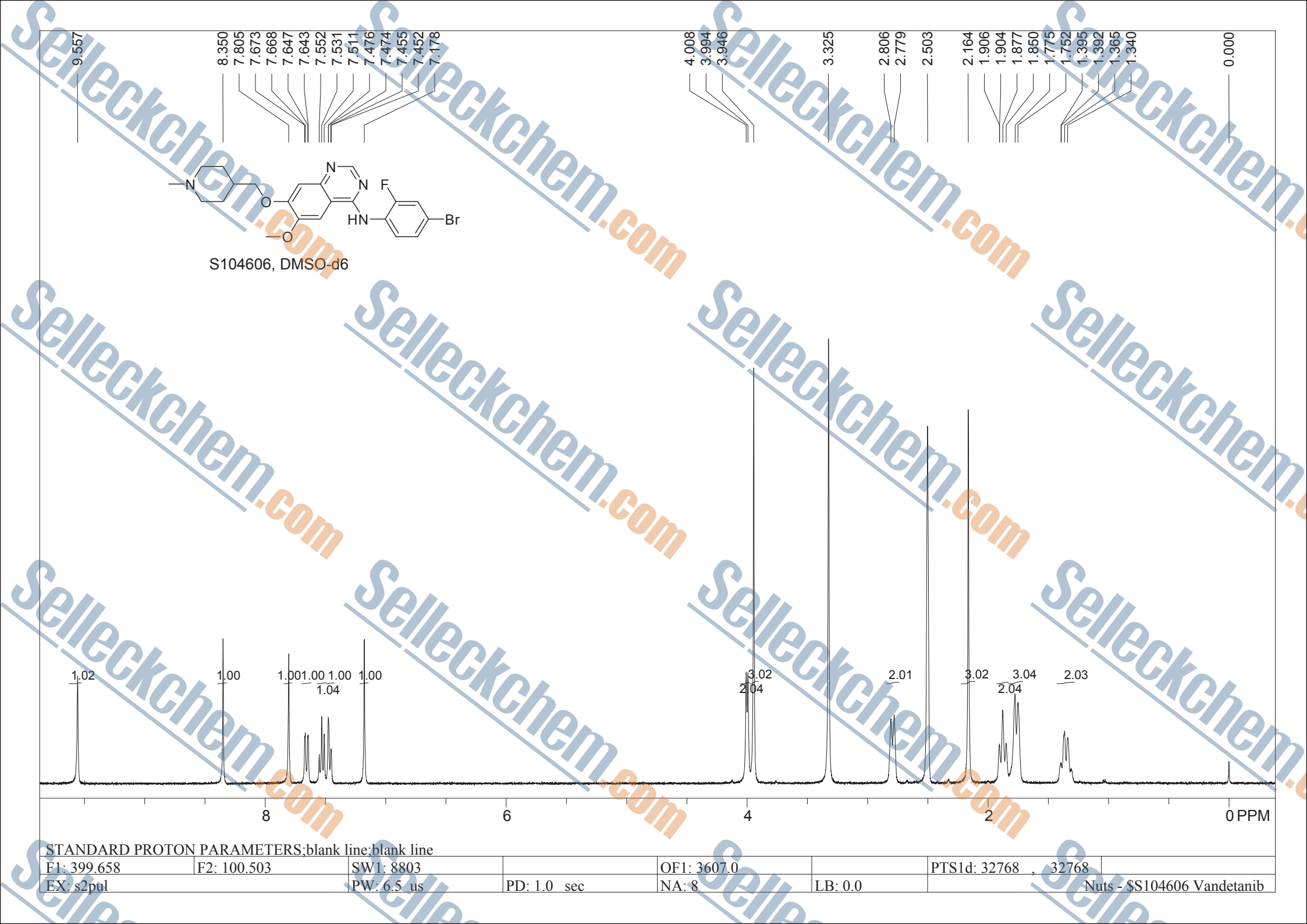
SAMPLE INFORMATION

Sample Name: F4559 S104307 Tandutinib
Sample Type:
Vial: 1
Injection #: 4
Injection Volume: 20.00 ul
Run Time: 30.0 Minutes
Sample Set Name:

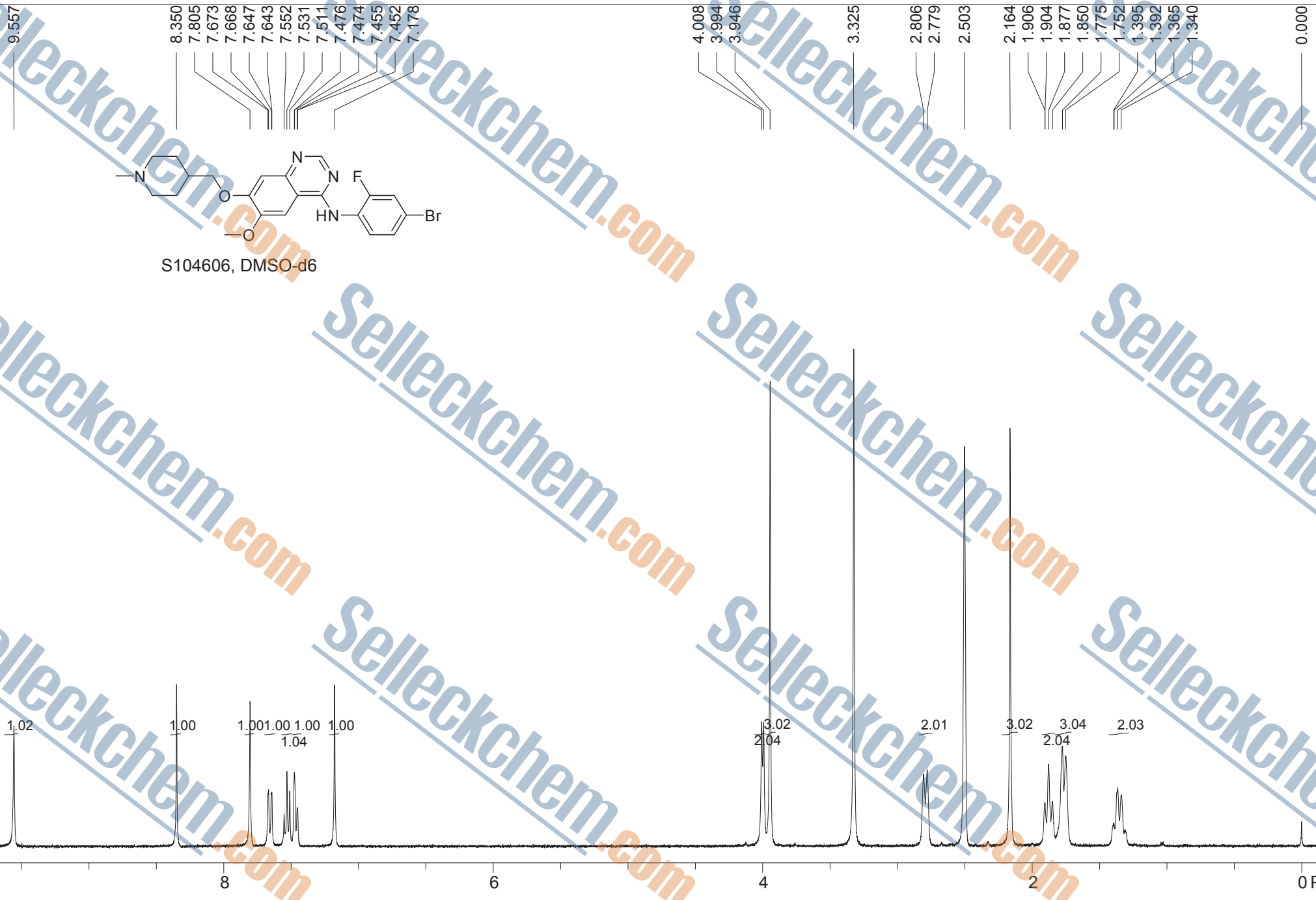
Acquire By: System
Acq. Method Set: Z
Processing Method: 254
Channel Name:
Proc. Chnl. Descr: 254



	RT	Area	Height	% Area
1	16.527	94373	9651	0.28
2	17.632	100970	17129	0.40
3	18.379	24526828	2105741	99.08
4	19.041	86048	7651	0.24



S104606, DMSO-d6



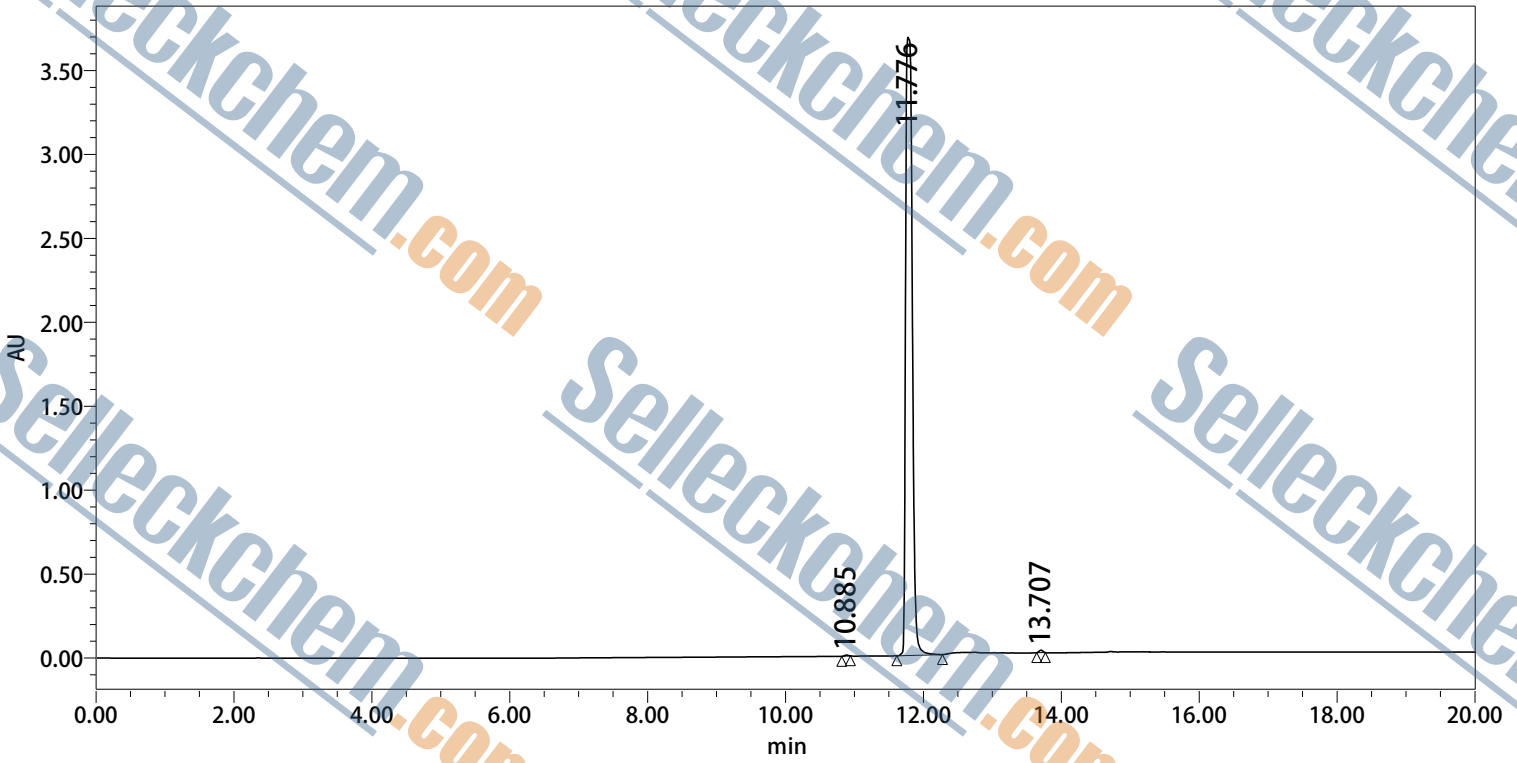
STANDARD PROTON PARAMETERS:blank line:blank line

F1: 399.658	F2: 100.503	SW1: 8803	OF1: 3607.0	PTS1d: 32768 , 32768
EX: s2pul	PW: 6.5 us	PD: 1.0 sec	NA: 8	LB: 0.0
				Nuts - \$S104606 Vandetanib

Sample Information

Sample Name: F 4705 S 104606 Vandetanib
Sample Type:
Injection#: 99
Injection Volume: 10.00 ul
Run Time: 20.0 Minutes

Acq Method: T
Processing Method: K1
Channel: 254.0 nm

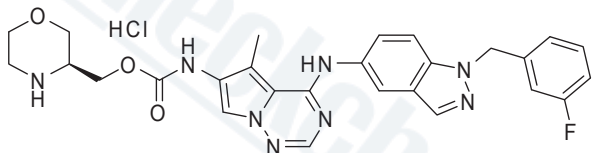


Result

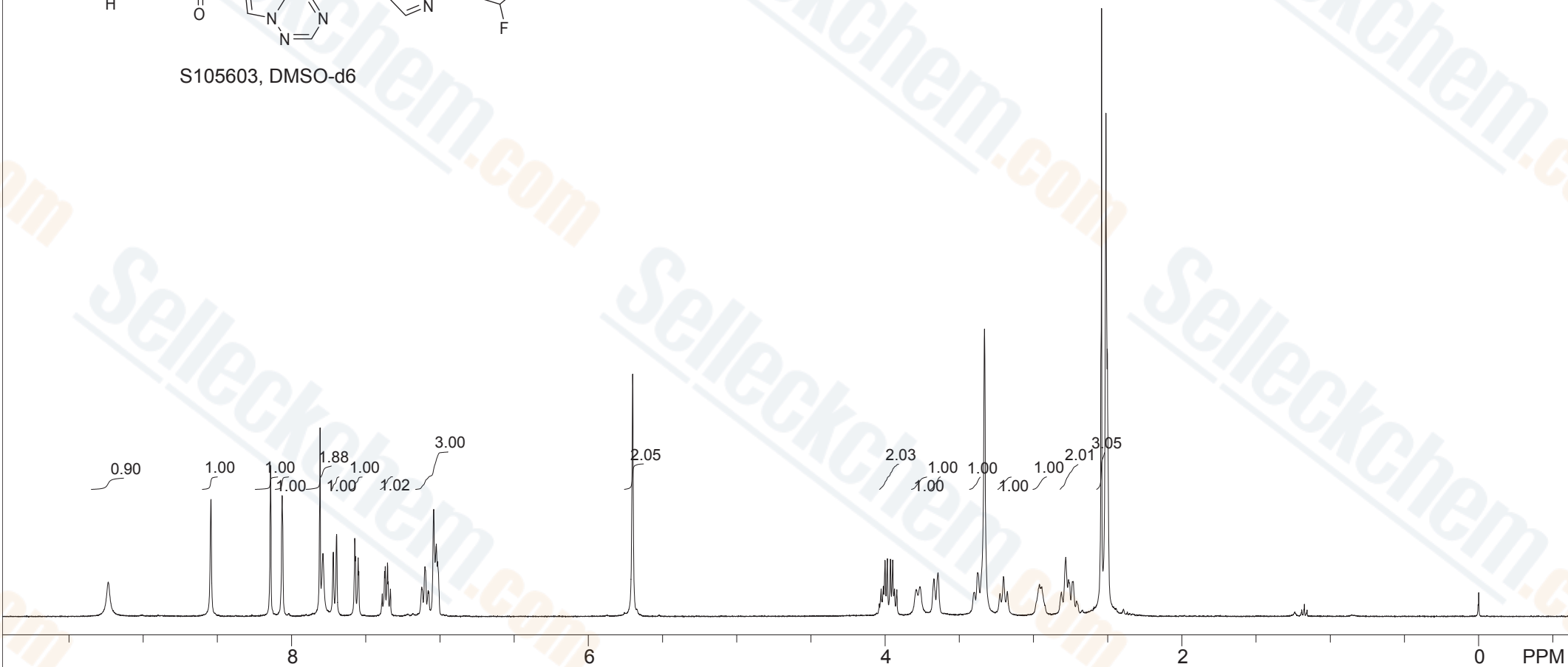
	Name	RT	Area	Height	% Area
1		10.885	21537	5751	0.09
2		11.776	24709267	3683001	99.70
3		13.707	53984	14168	0.22

9.235
8.141
8.064
7.808
7.788
8.149
7.696
7.574
7.570
7.551
7.546
7.389
7.373
7.369
7.353
7.349
7.333
7.123
7.101
7.080
7.075
7.042
7.024
7.016
5.701

4.039
4.027
4.022
4.012
4.001
3.985
3.964
3.949
3.937
3.921
3.790
3.765
3.672
3.644
3.401
3.376
3.331
3.226
3.203
3.176
2.960
2.950
2.944
2.812
2.801
2.783
2.765
2.733
2.710
2.542
2.512
2.503
0.003
-0.000



S105603, DMSO-d6

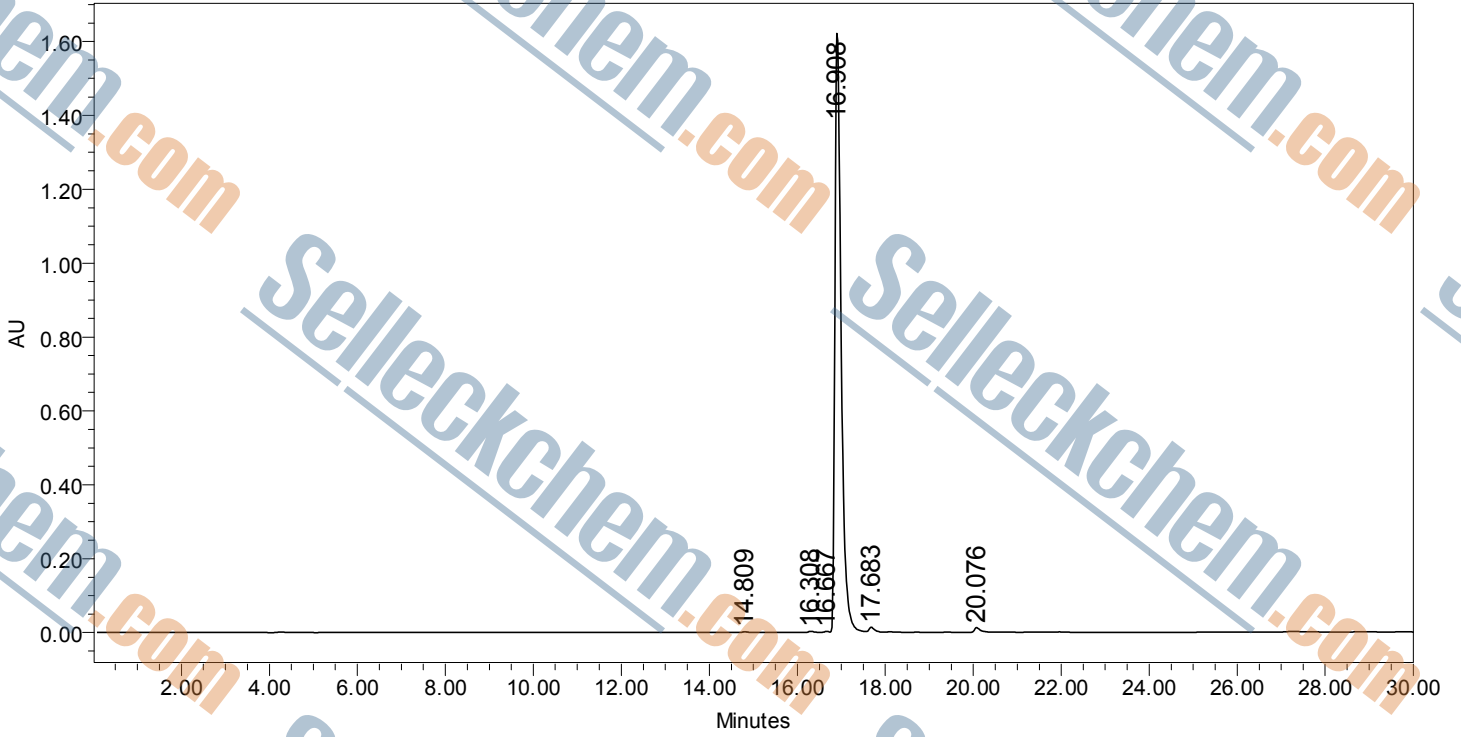


Std proton;blank line

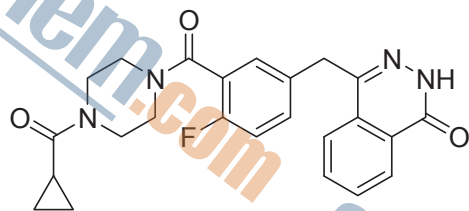
F1: 399.635	F2: 100.497	SW1: 7225		OF1: 2805.6		PTS1d: 14803 , 16384
EX: s2pul		PW: 7.2 us	PD: 2.0 sec	NA: 8	LB: 0.0	Nuts - \$S105603 BMS-599626

SAMPLE INFORMATION

Sample Name: F1659 S105603 BMS-599626(AC480) Acquirde By: System
Sample Type: Acq. Method Set: Y
Viat: 1 Processing Method: 316
Injection #: 2 Channel Name:
Injection Volume: 20.00 ul Proc. Chnl. Descr: 316
Run Time: 30.0 Minutes
Sample Set Name:

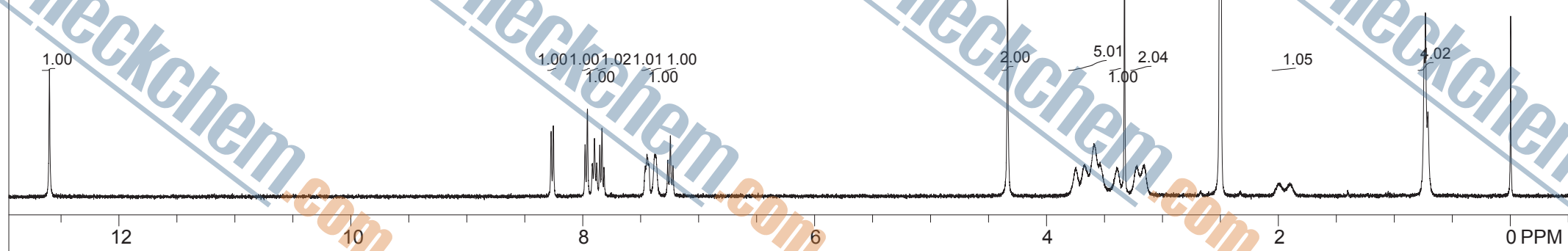


	RT	Area	Height	% Area
1	14.809	8696	1551	0.05
2	16.308	24294	2970	0.15
3	16.667	16105	2317	0.10
4	16.908	16058543	1633145	99.02
5	17.683	108387	13245	0.37
6	20.076	99312	12211	0.31



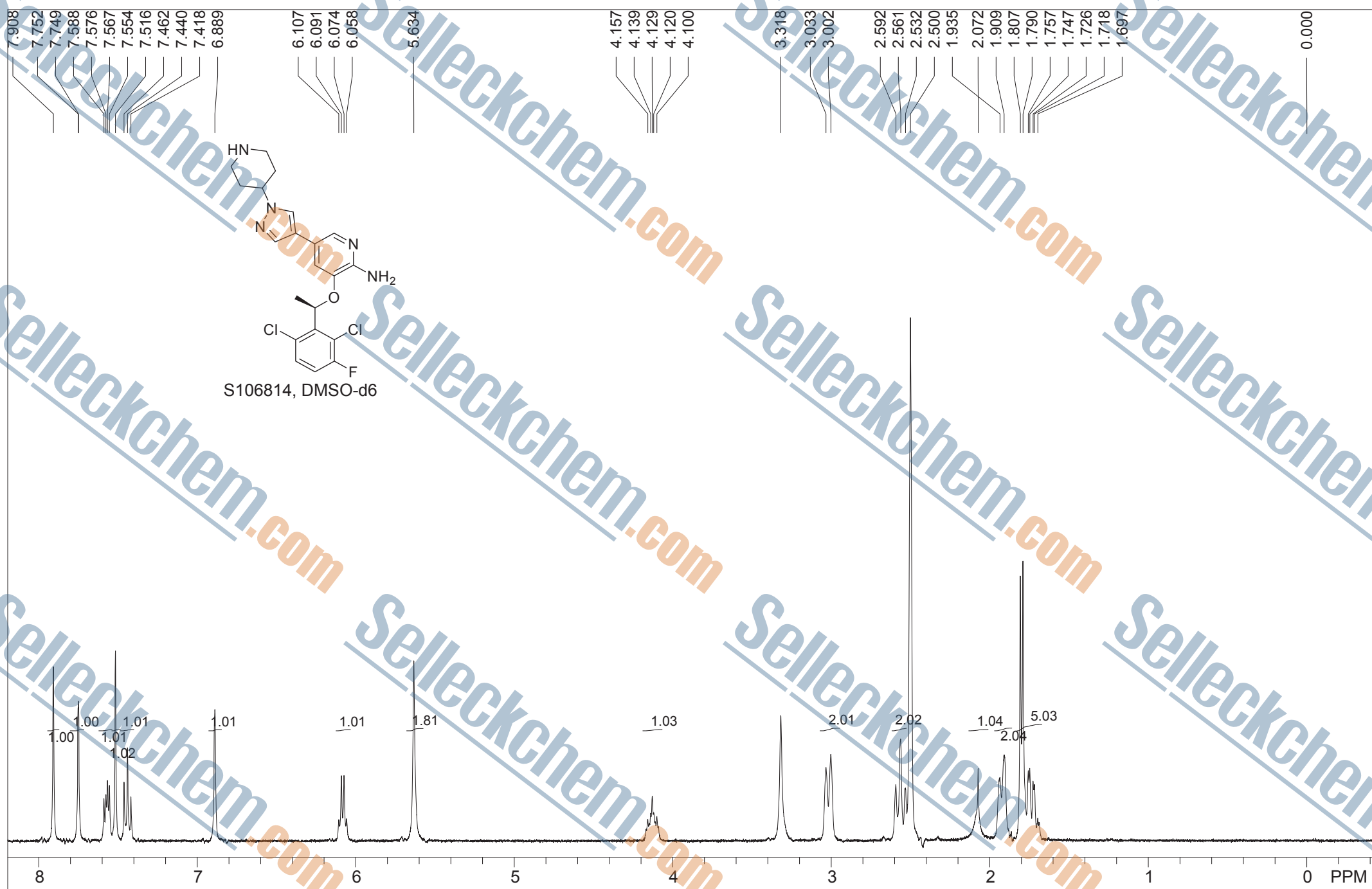
S106021, DMSO-d6

8.272 8.254 7.980 7.959 7.949 7.917 7.915 7.898 7.879 7.853 7.834 7.816 7.461 7.447 7.379 7.375 7.371 7.267 7.256 7.244 7.221 4.354 4.336 4.315 3.763 3.752 3.745 3.715 3.706 3.700 3.690 3.672 3.662 3.624 3.623 3.592 3.561 3.551 3.538 3.514 3.497 3.432 3.430 3.429 3.421 3.419 3.396 3.393 3.377 3.368 3.358 3.351 3.328 3.328 3.259 3.237 3.232 3.229 3.220 3.217 3.204 3.189 3.189 3.179 3.167 3.163 3.157 3.147 3.130 2.502 1.999 1.998



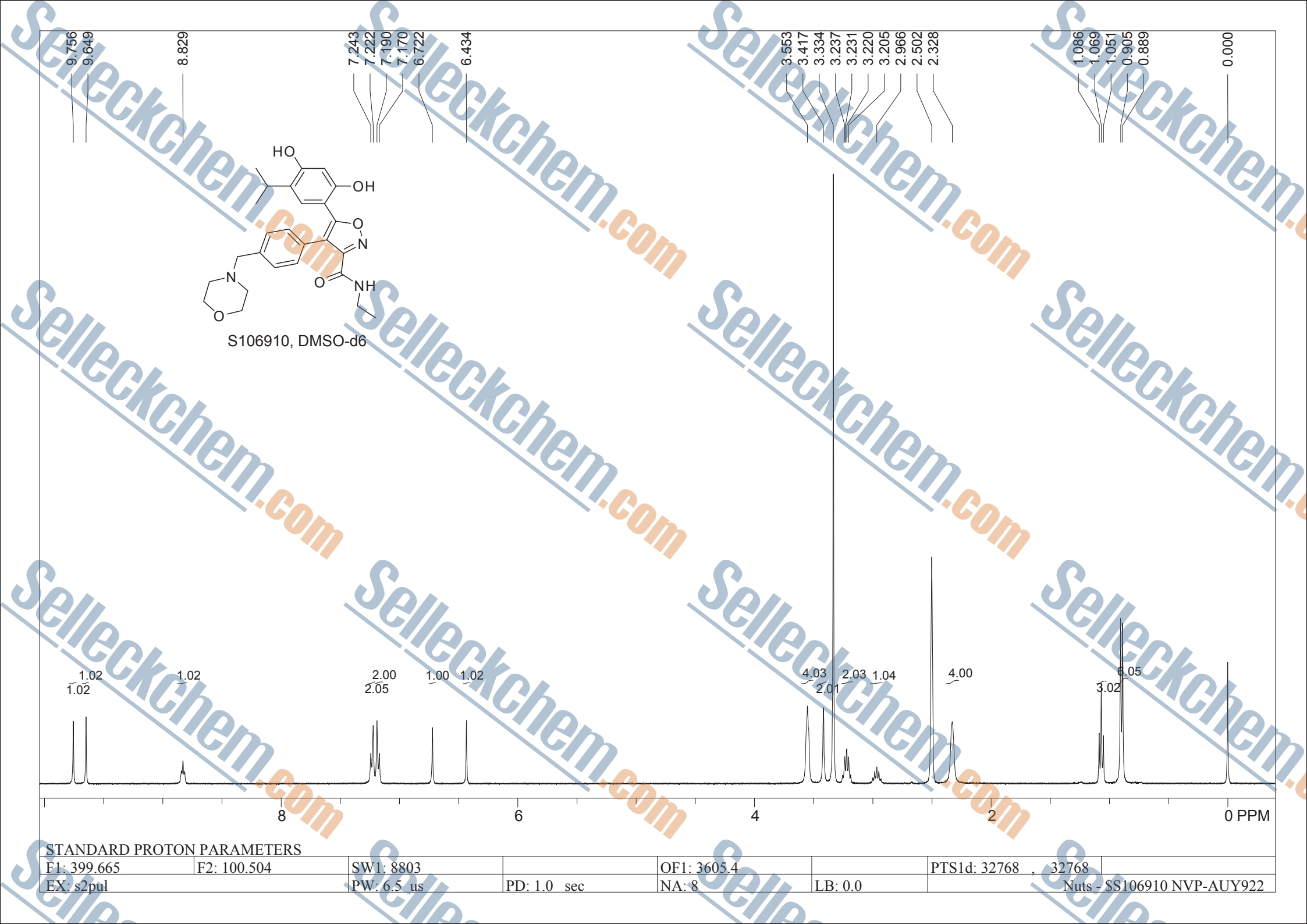
STANDARD PROTON PARAMETERSga;blank line;blank line;blank line					
F1: 399.665	F2: 100.504	SW1: 8803	OF1: 3606.2	PTS1d: 32768 , 32768	
EX: s2pul	PW: 6.5 us	PD: 1.0 sec	NA: 8	LB: 0.0	Nuts - SS106021 Olaparib (AZD2281)

=====
*** End of Report ***



STANDARD PROTON PARAMETERS

F1: 399.665	F2: 100.504	SW1: 8803	OF1: 3604.9	PTS1d: 32768 , 32768
EX: s2pul	PW: 6.5 us	PD: 2.0 sec	NA: 8	LB: 0.0
Nuts - SS106814 Crizotinib (PF-02341066)				

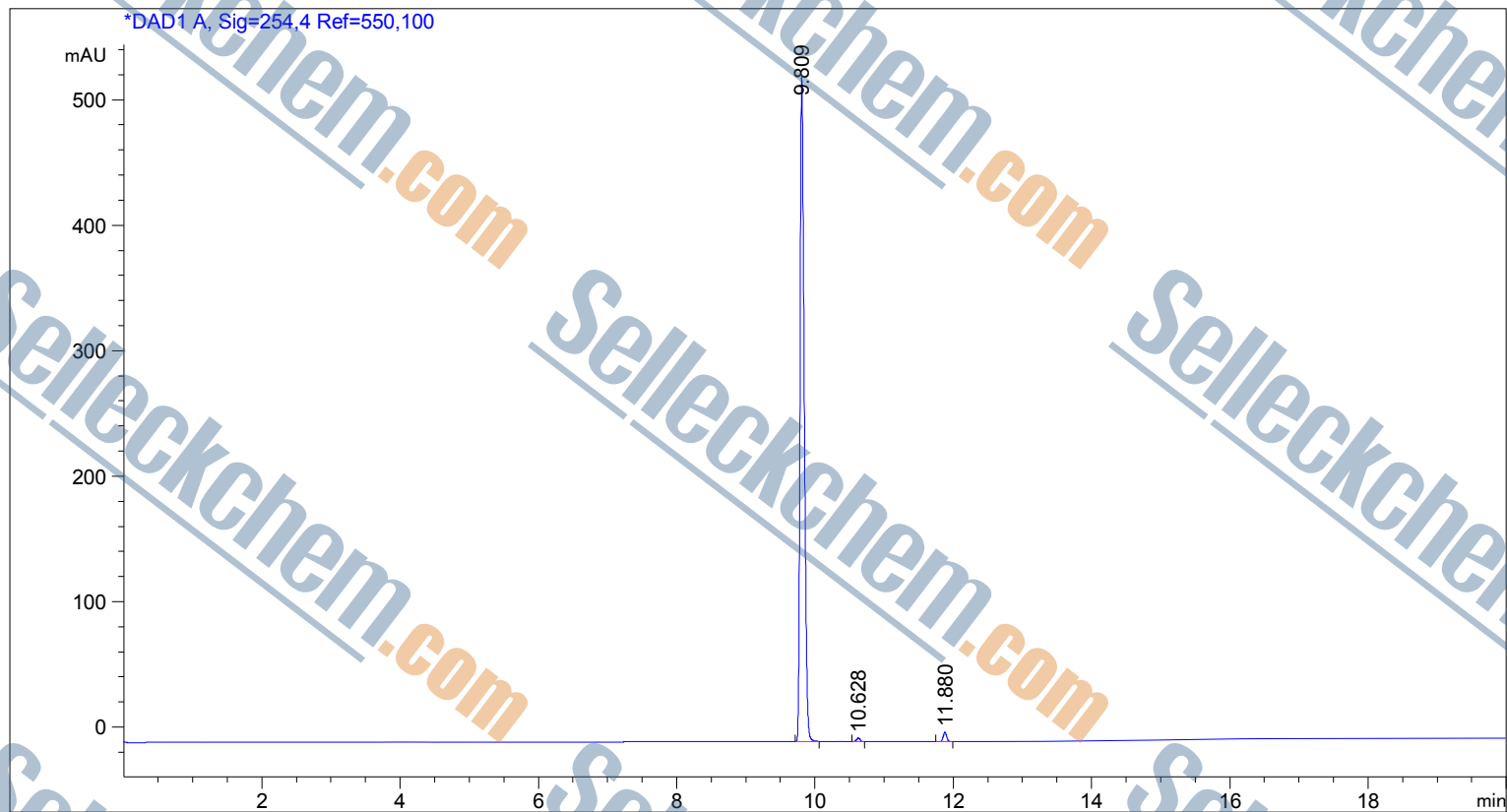


STANDARD PROTON PARAMETERS

F1: 399.665	F2: 100.504	SW1: 8803	OF1: 3605.4	PTS1d: 32768 , 32768
EX: s2pul	PW: 6.5 us	PD: 1.0 sec	NA: 8	LB: 0.0
				Nuts - \$\$S106910 NVP-AUY922

```
=====
Acq. Operator   : SYSTEM                      Seq. Line :    3
Acq. Instrument : 12601c                     Location  : Vial 3

                                           Inj Volume : 5.000 µl
Different Inj Volume from Sample Entry! Actual Inj Volume : 1.500 µl
=====
```



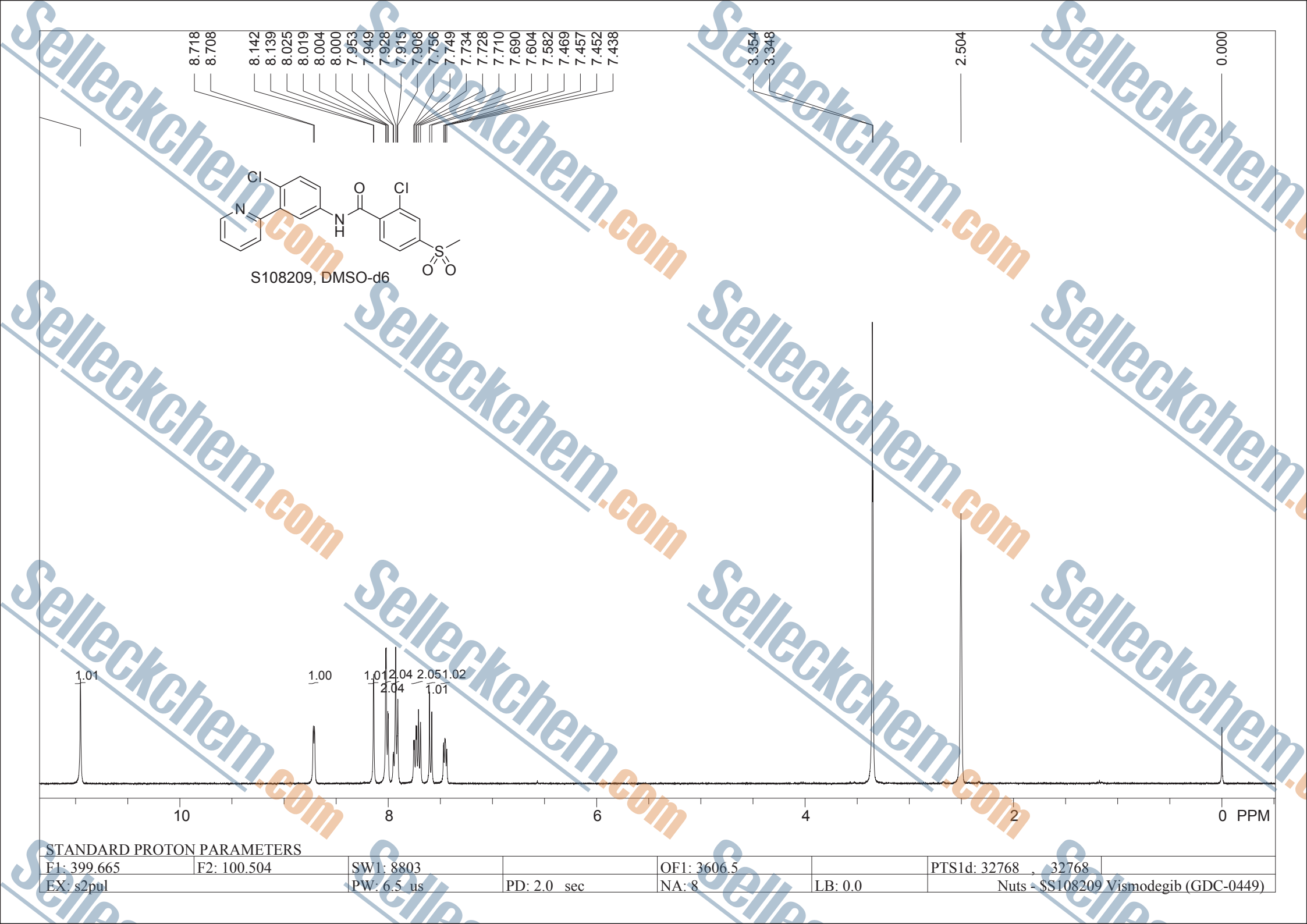
Area Percent Report

```
Sorted By      :      Signal
Multiplier     :      1.0000
Dilution      :      1.0000
Use Multiplier & Dilution Factor with ISTDs
```

Signal 1: DAD1 A, Sig=254,4 Ref=550,100
Signal has been modified after loading from rawdata file!

Peak #	RetTime [min]	Type	Width [min]	Area [mAU*s]	Height [mAU]	Area %
1	9.809	BV	0.0643	2214.38208	529.57391	99.0074
2	10.628	BB	0.0565	10.71367	2.97805	0.2756
3	11.880	BB	0.0561	27.41161	7.60306	0.7169

Totals : 2252.50736 540.15502



8.718
8.708
8.142
8.139
8.025
8.019
8.004
8.000
7.953
7.949
7.928
7.915
7.908
7.756
7.749
7.734
7.728
7.710
7.690
7.604
7.582
7.469
7.457
7.452
7.438



1.01
1.00
1.01
2.04
2.05
1.02
1.01

3.354
3.348

2.504

0.000

10

8

6

4

2

0 PPM

STANDARD PROTON PARAMETERS

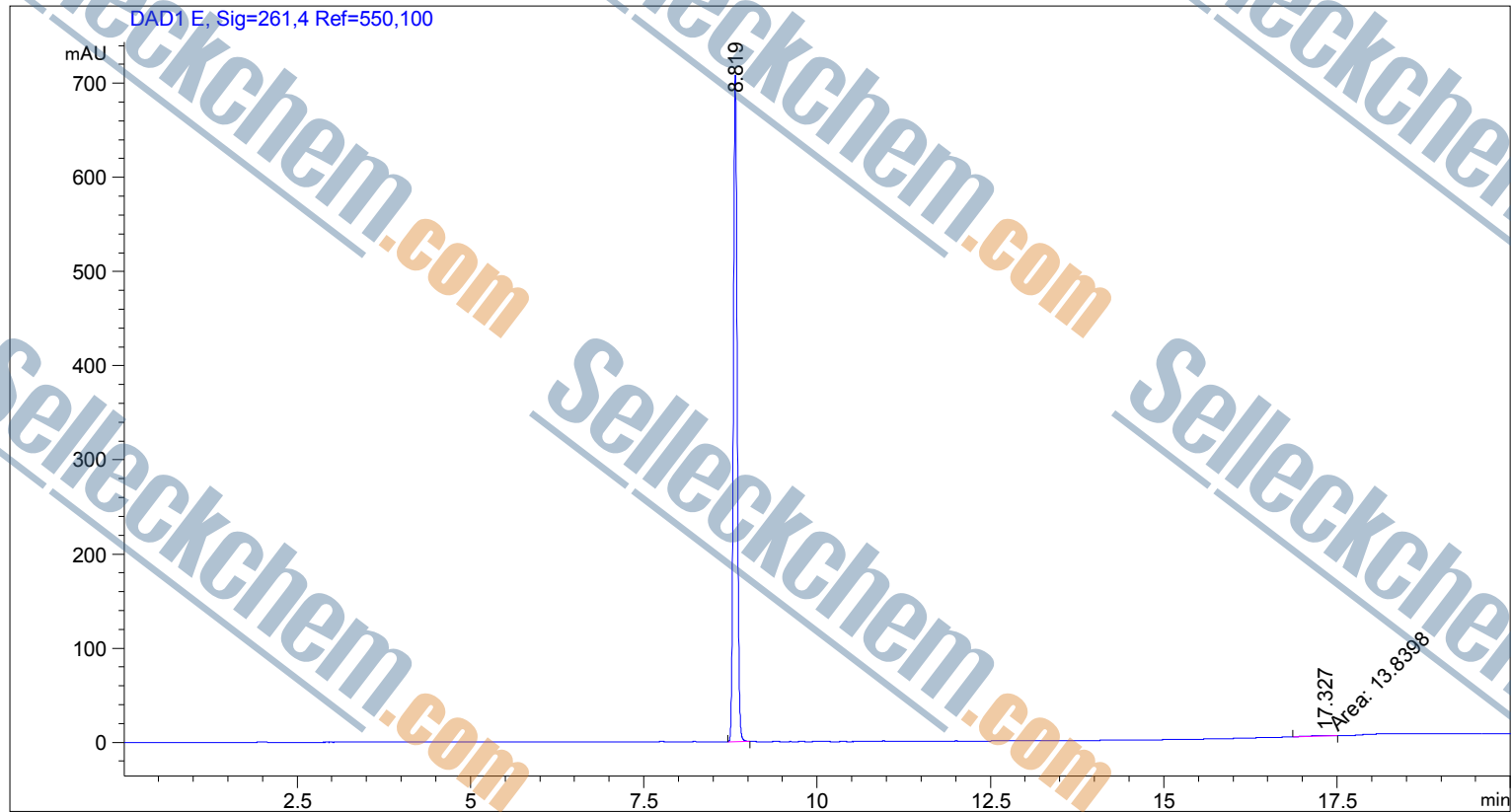
F1: 399.665	F2: 100.504	SW1: 8803	OF1: 3606.5	PTS1d: 32768 , 32768
EX: s2pul	PW: 6.5 us	PD: 2.0 sec	NA: 8	LB: 0.0
Nuts - SS108209 Vismodegib (GDC-0449)				

```

=====
Acq. Operator   : SYSTEM                      Seq. Line :    5
Acq. Instrument : 12601c                     Location  : Vial 16

                                           Inj Volume : 2.000 µl
Different Inj Volume from Sample Entry! Actual Inj Volume : 1.000 µl
    
```

Additional Info : Peak(s) manually integrated



Area Percent Report

```

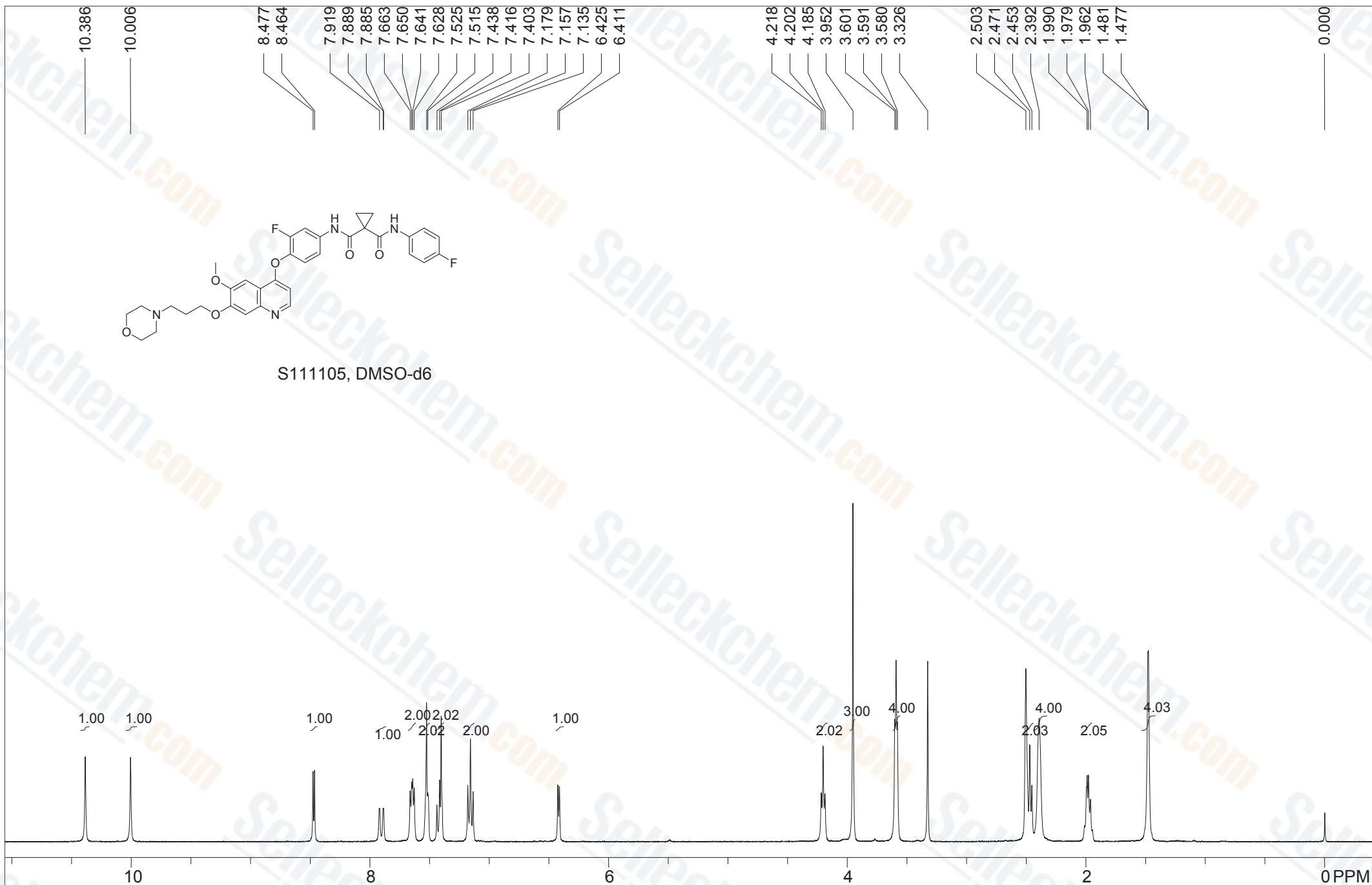
Sorted By      : Signal
Multiplier     : 1.0000
Dilution       : 1.0000
Use Multiplier & Dilution Factor with ISTDs
    
```

Signal 1: DAD1 E, Sig=261,4 Ref=550,100

Peak #	RetTime [min]	Type	Width [min]	Area [mAU*s]	Height [mAU]	Area %
1	8.819	BB	0.0587	2685.39404	708.08606	99.4873
2	17.327	MM	0.4363	13.83976	5.28720e-1	0.5127

Totals : 2699.23380 708.61478

*** End of Report ***



S111105, DMSO-d6

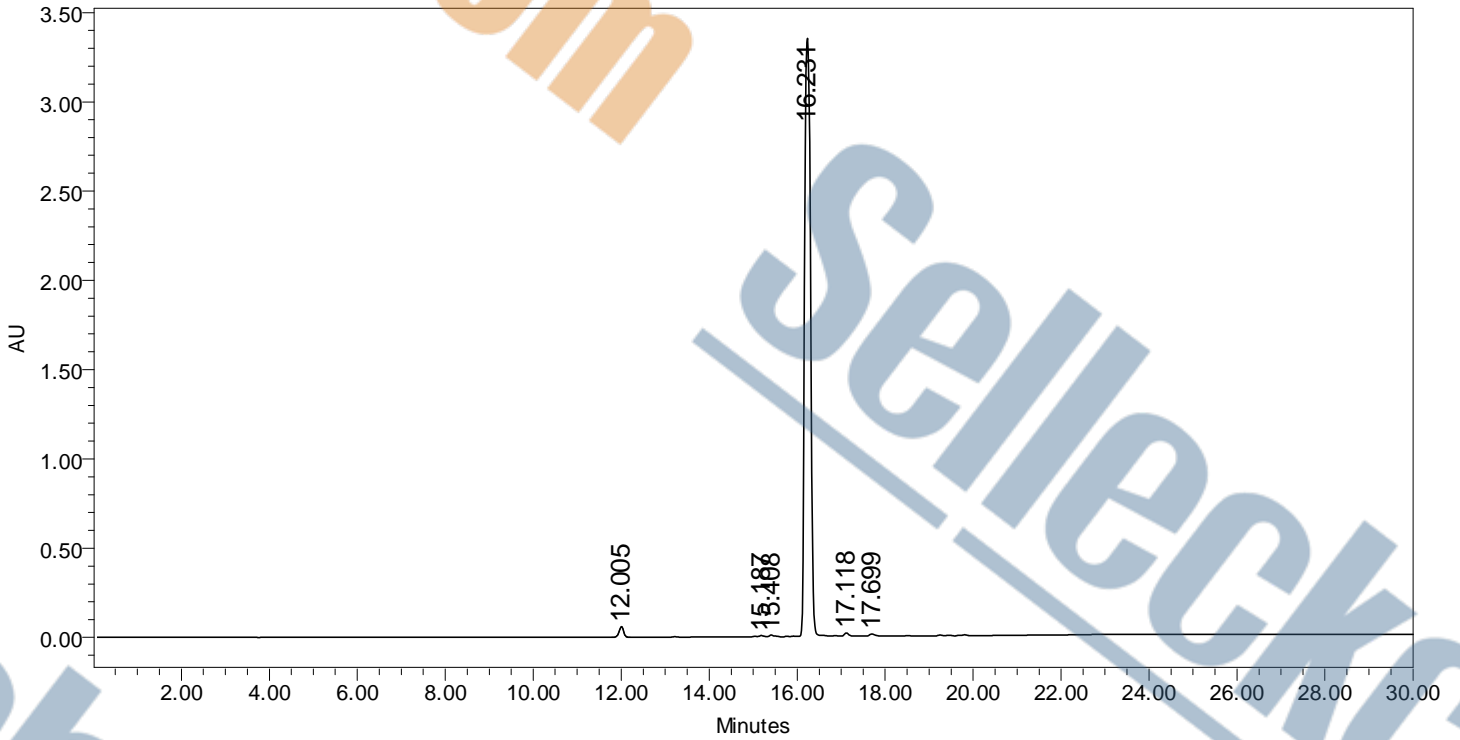
Std proton; blank line

F1: 399.647	F2: 100.500	SW1: 8013	OF1: 2011.7	PTS1d: 16416, 32768
EX: s2pul	PW: 7.2 us	PD: 2.0 sec	NA: 8	LB: 0.0
				Nuts - S111105 XL880

SAMPLE INFORMATION

Sample Name: F1934 S111105 XL880
Sample Type:
Viat: 1
Injection #: 12
Injection Volume: 20.00 ul
Run Time: 30.0 Minutes
Sample Set Name:

Acquirde By: System
Acq. Method Set: Y
Processing Method: 254
Channel Name:
Proc. Chnl. Descr: 254




	RT	Area	Height	% Area
1	12.005	423224	59897	1.34
2	15.187	35007	6187	0.11
3	15.408	40302	7641	0.13
4	16.231	30952593	3352256	97.84
5	17.118	104141	16605	0.33
6	17.699	79265	10669	0.25

Acq. Operator : SYSTEM
Acq. Instrument : 12601c

Seq. Line : 3
Location : Vial 28

Inj Volume : 2.000 µl

Additional Info : Peak(s) manually integrated



Area Percent Report

Sorted By : Signal
Multiplier : 1.0000
Dilution : 1.0000
Use Multiplier & Dilution Factor with ISTDs

Signal 1: DAD1 A, Sig=254,4 Ref=550,100

Peak #	RetTime [min]	Type	Width [min]	Area [mAU*s]	Height [mAU]	Area %
1	8.546	BB	0.0690	3281.45068	722.18146	99.6101
2	13.260	BB	0.0589	12.84405	3.33552	0.3899
Totals :				3294.29473	725.51698	

*** End of Report ***



STANDARD PROTON PARAMETERSga;blank line;blank line;blank line

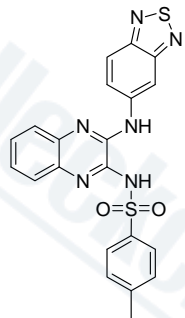
F1: 399.664	F2: 100.504	SW1: 8803	OF1: 3598.9	PTS1d: 32768 , 32768
EX: s2pul	PW: 6.5 us	PD: 1.0 sec	NA: 8	IN: 0.05S111611 Palbociclib (PD-0332991) hydrochloride Methanol-d4

8.002
7.977
7.956
7.904
7.899
7.880
7.876
7.572
7.570
7.553
7.550
7.347
7.328
7.253
7.236
7.219
7.215
7.202
7.182

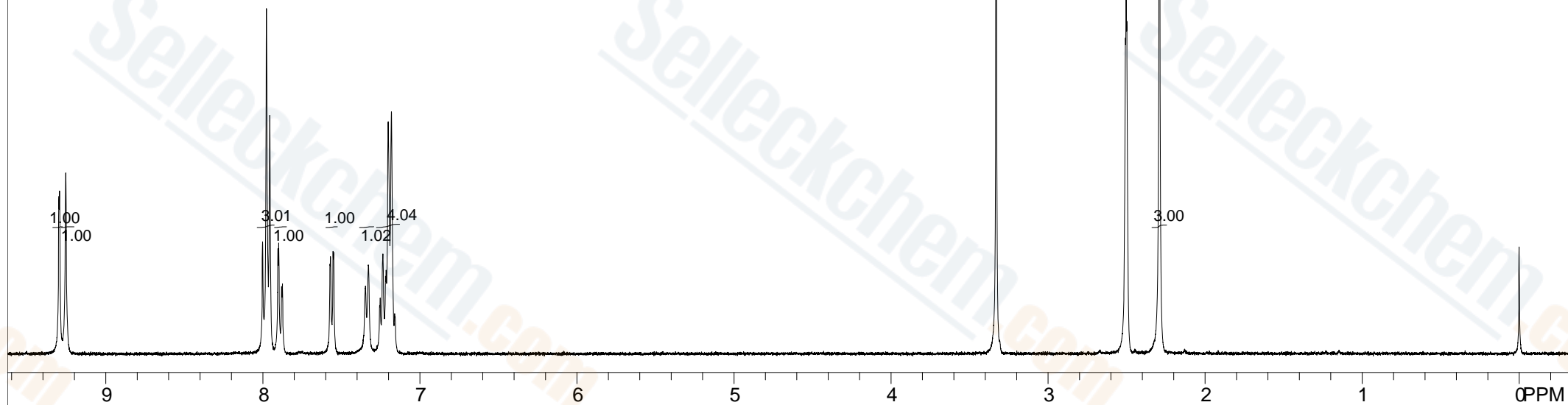
3.331

2.507
2.503
2.499
2.291

0.000



S111805, DMSO-d6



STANDARD PROTON PARAMETERS

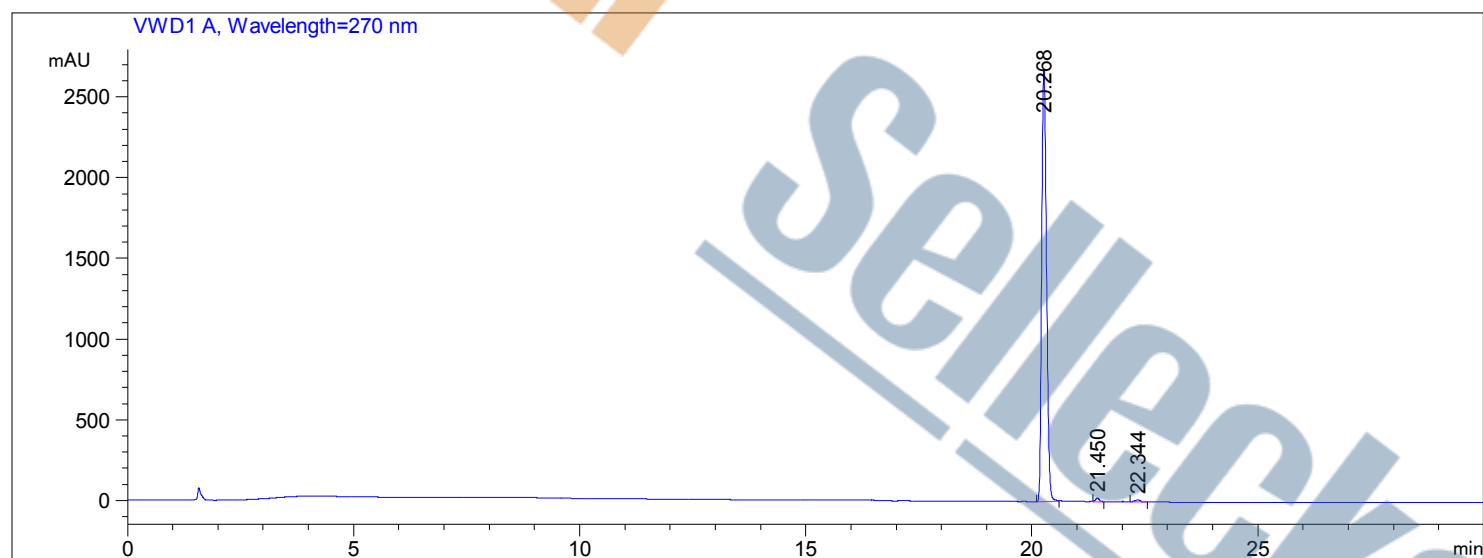
F1: 399.658	F2: 100.503	SW1: 8803	OF1: 3607.3	PTS1d: 32768 , 32768
EX: s2pul	PW: 6.5 us	PD: 1.0 sec	NA: 8	LB: 0.0

Nuts - \$S111805 XL147

Sample Name: F4082 S111805 XL147

=====
Acq. Operator : Z
Acq. Instrument : 1 Location : Vial 1
Acq. Method : C:\CHEM32\1\METHODS\DEF_LC.M

Analysis Method : C:\CHEM32\1\METHODS\DEF_LC.M



=====
Area Percent Report
=====


Sorted By : Signal
Multiplier: : 1.0000
Dilution: : 1.0000
Use Multiplier & Dilution Factor with ISTDs

Signal 1: VWD1 A, Wavelength=270 nm

Peak #	RetTime [min]	Type	Width [min]	Area mAU*s	Height [mAU]	Area %
1	20.268	BB	0.1195	2.00048e4	2668.20532	99.0663
2	21.450	BB	0.0856	131.61520	23.54094	0.5505
3	22.344	BB	0.1146	97.77931	12.90543	0.3832

Totals : 2.02341e4 2704.65170

=====
*** End of Report ***

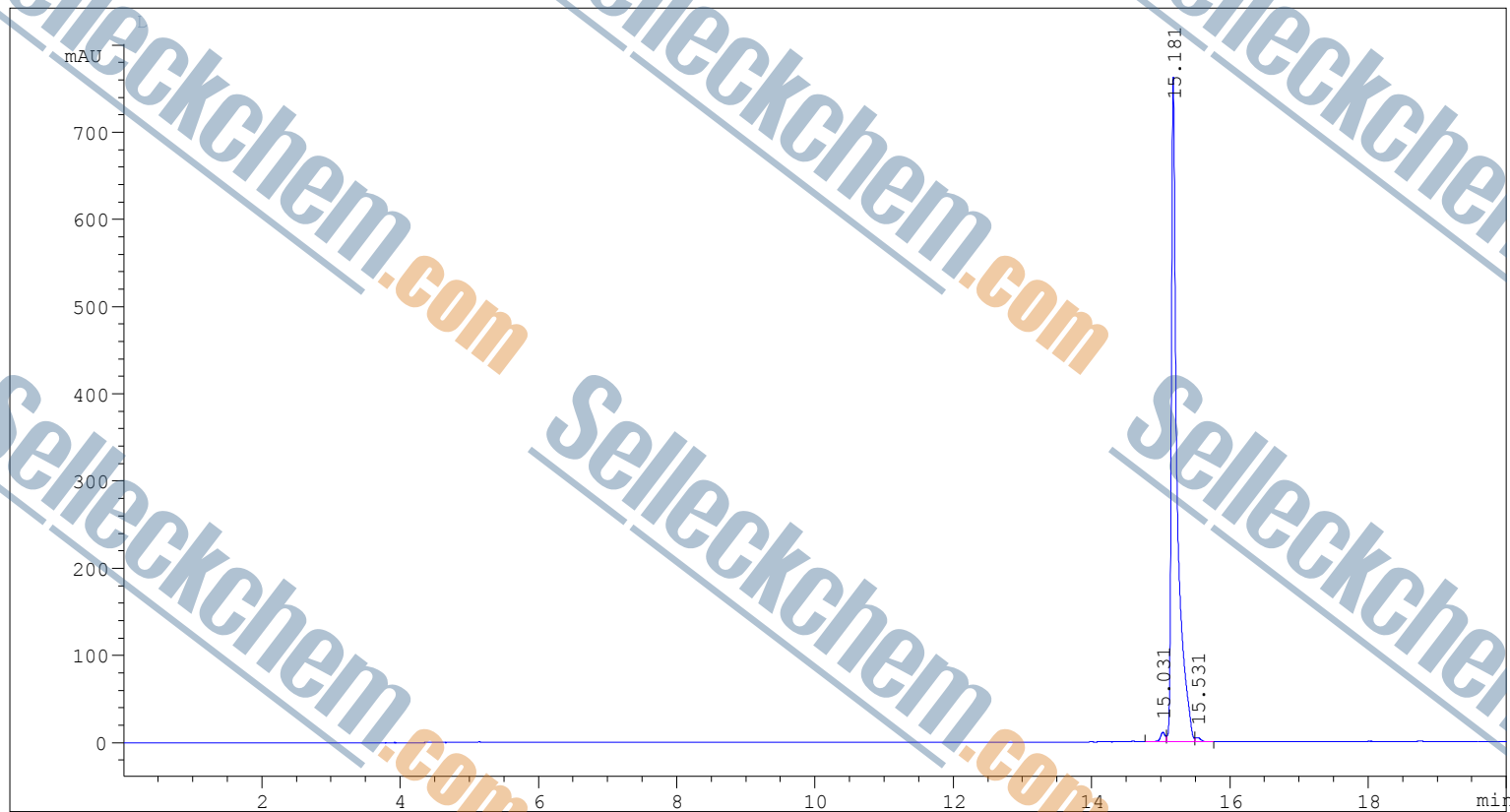


ga:blank line						
F1: 399.665	F2: 100.504	SW1: 8803	OF1: 3606.2	PTS1d: 32768 , 32768		
EX: s2pul	PW: 6.5 us	PD: 2.0 sec	NA: 8	LB: 0.0	Nuts - \$S112023 Everolimus	

=====

Acq. Operator	: SYSTEM	Seq. Line	: 1
Acq. Instrument	: 12601c	Location	: Vial 65
		Inj	: 1
		Inj Volume	: 2.000 µl

Different Inj Volume from Sample Entry! Actual Inj Volume : 1.200 µl



=====
Area Percent Report
=====

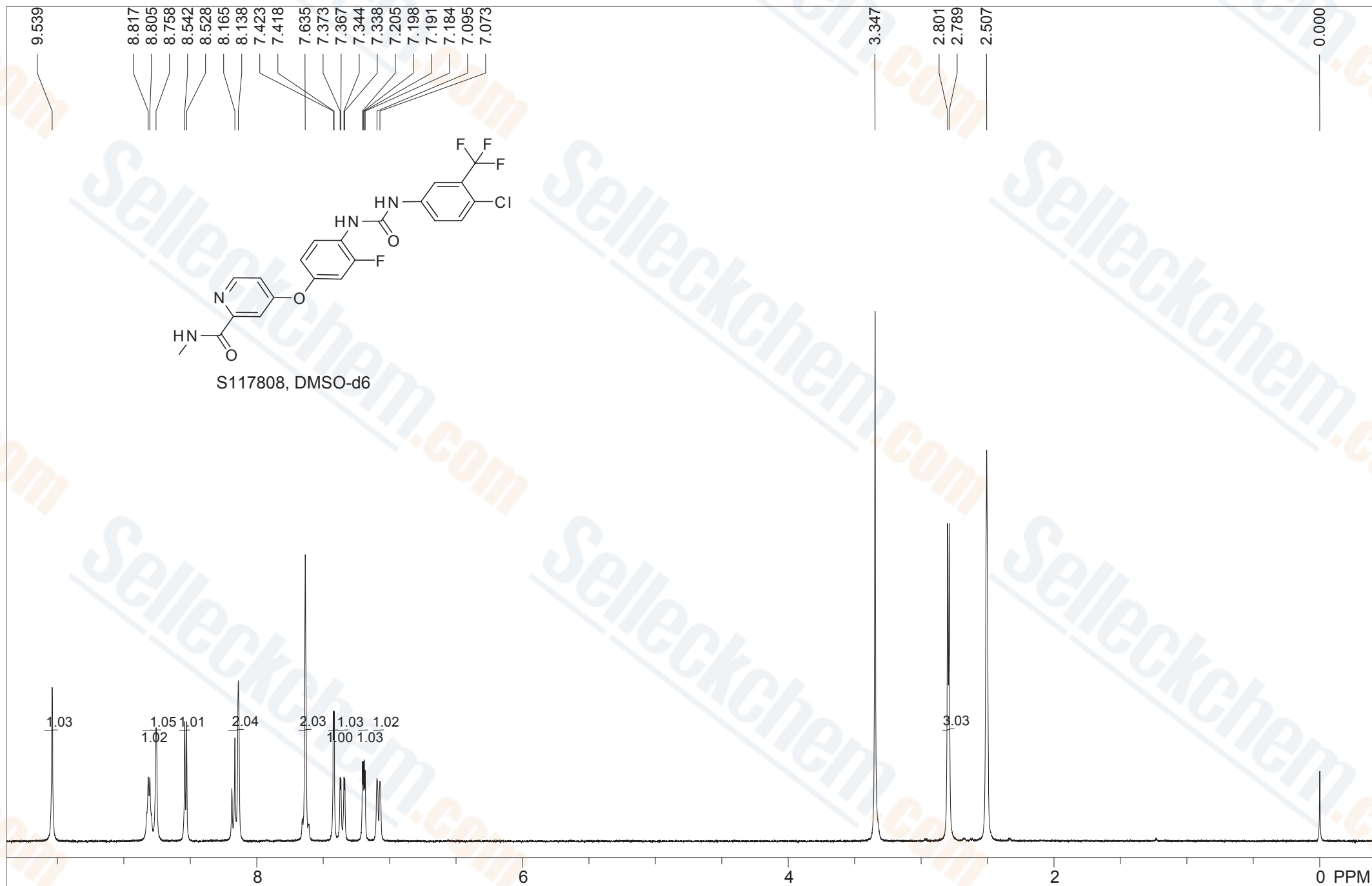
Sorted By : Signal
Multiplier : 1.0000
Dilution : 1.0000
Use Multiplier & Dilution Factor with ISTDs

Signal 1: DAD1 E, Sig=277,4 Ref=550,100

Peak #	RetTime [min]	Type	Width [min]	Area [mAU*s]	Height [mAU]	Area %
1	15.031	BV	0.0700	50.29227	10.66969	0.6330
2	15.181	VV	0.0826	4484.16797	762.14557	99.0460
3	15.531	VB	0.0821	25.12546	4.64865	0.3210

Totals : 4559.58570 777.46391

=====
*** End of Report ***



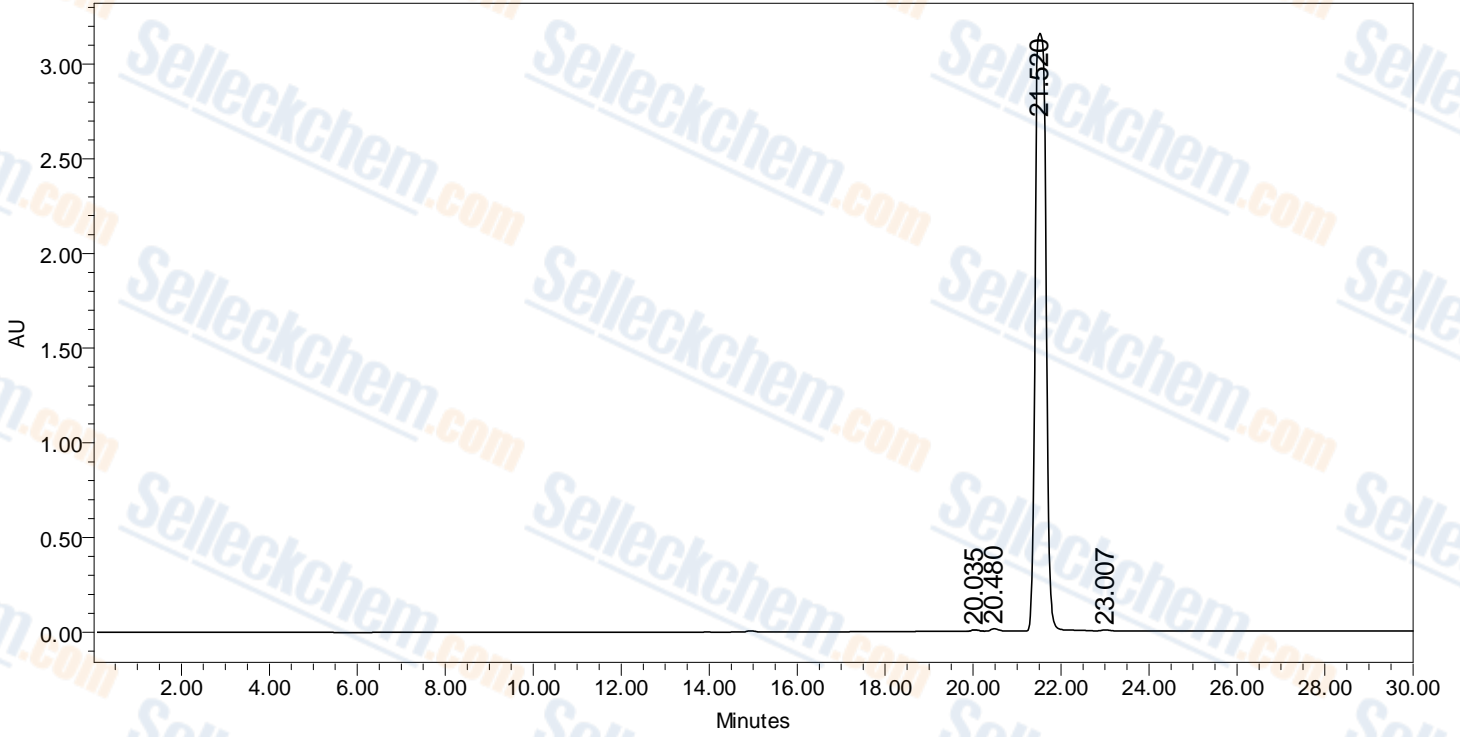
STANDARD PROTON PARAMETERS

F1: 399.658	F2: 100.503	SW1: 8803		OF1: 3609.2		PTS1d: 32768 , 32768
EX: s2pul	PW: 6.5 us	PD: 1.0 sec		NA: 8	LB: 0.0	Nuts - \$S117808 BAY 73-4506

SAMPLE INFORMATION

Sample Name: F4496 S117808 BAY 73-4506
Sample Type:
Viat: 1
Injection #: 11
Injection Volume: 20.00 ul
Run Time: 30.0 Minutes
Sample Set Name:

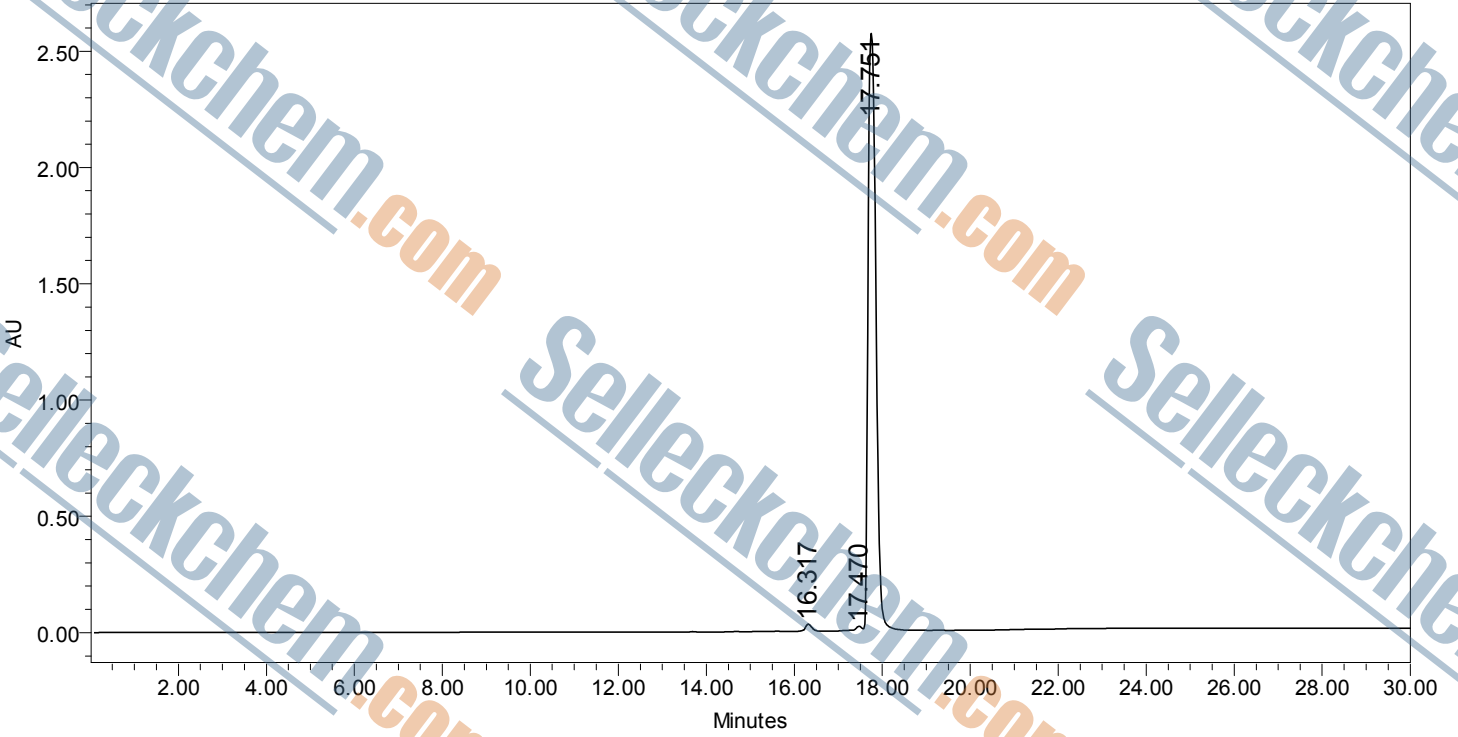
Acquirde By: System
Acq. Method Set: Z
Processing Method: 262
Channel Name:
Proc. Chnl. Descr: 262



	RT	Area	Height	% Area
1	20.035	89014	7515	0.17
2	20.480	159101	12727	0.30
3	21.520	53099185	3153373	99.45
4	23.007	46034	5009	0.09

SAMPLE INFORMATION

Sample Name: F2937 S120703 Tivozanib(AV-951) Acquirde By: System
Sample Type: Viat: 1 Acq Method Set: Y
Injection #: 8
Injection Volume: 20.00 ul Processing Method: 254
Run Time: 30.0 Minutes Channel Name:
Sample Set Name: Proc. Chnl. Descr: 254



	RT	Area	Height	% Area
1	16.317	240630	27810	0.66
2	17.470	91869	13137	0.29
3	17.751	31415360	2560824	99.05