




Patient ID	Day 0	Day 7	Day 14	Day 21	Month 1	Month 2	Month 3
Patient 3	PET +						▲
Patient 4	PET +				☼		
Patient 5	PET +					☼	
Patient 6	PET +						▲
Patient 7	PET +		▲				▲
Patient 8	PET +						▲
Patient 9	PET +					▲	
Patient 10	PET +					▲	
Patient 11	PET +						▲

	hs Troponin I Blood levels
Normal	Blue
1-3N	Yellow
3-5N	Orange
5-10N	Light Red
>10N	Dark Red
Unknown	Grey
Missing data	Brown

-  Hospitalisation for cardiological work-up
-  Death during follow-up
-  Last follow-up alive

Supplemental Figure S1 a et S1b