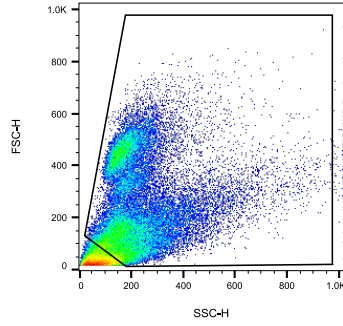
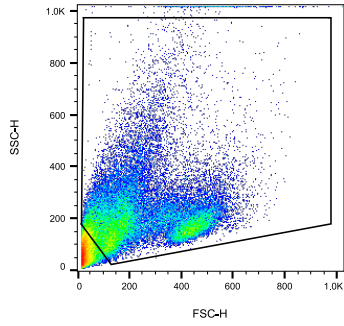


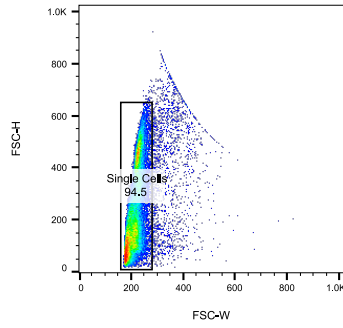
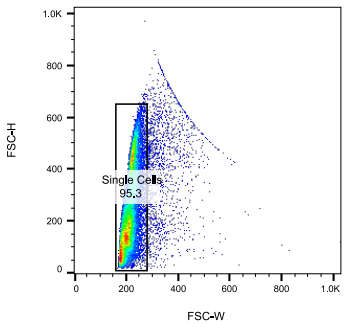
Negative control  
(7-AAD(-),DD7 EBs)

Graft  
(7-AAD(+),DD14 excised OVs)

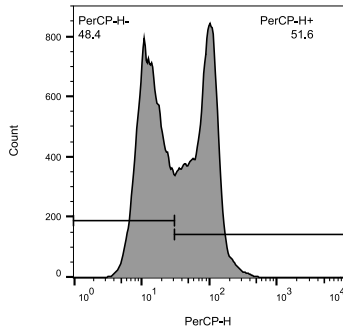
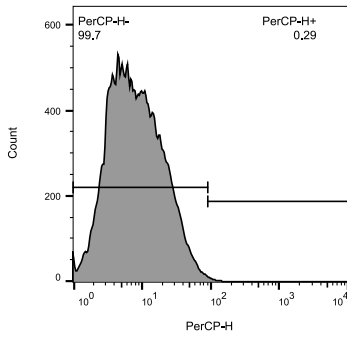
Debris exclusion



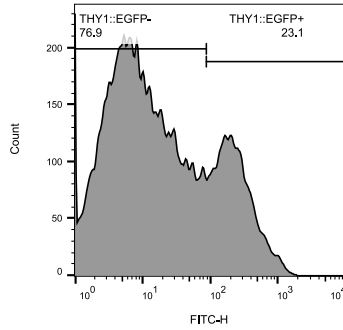
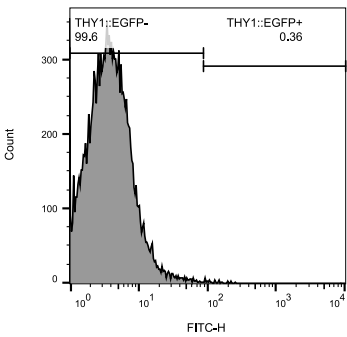
Single cells



Live cells



THY1-EGFP+ cells



**Supplementary Figure 1.** The sequential gating or sorting strategies for flow cytometry. 7-AAD, 7-Amino-Actinomycin D. DD, differentiated day. EBs, embryoid bodies. OVs, optic vesicles.