
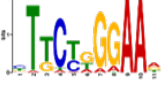
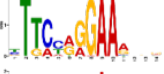











Table S3. Enriched motifs present within ZFP423^{H1285N}-occupied peaks.

Motif	p-value of the enriched motif	Top matched known motifs
	4.6e-53	    
	6.5e-26	   
	2.8e-19	