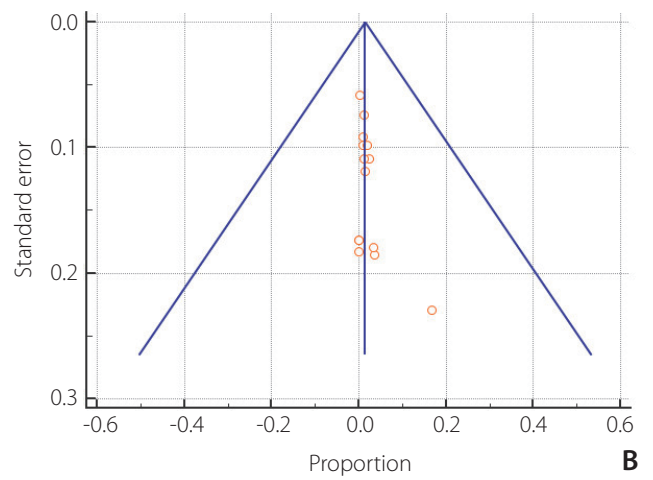
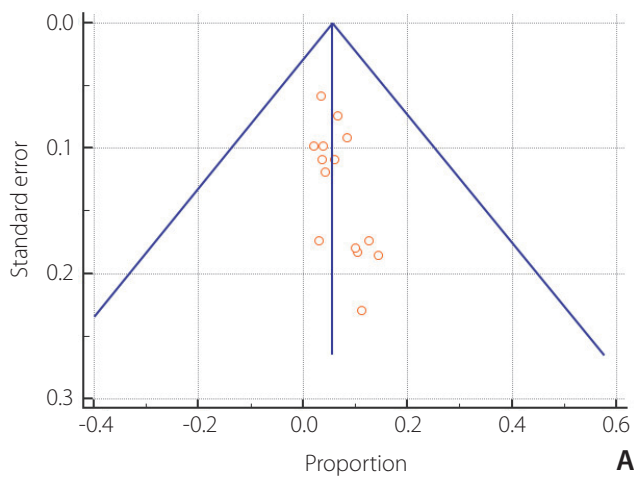
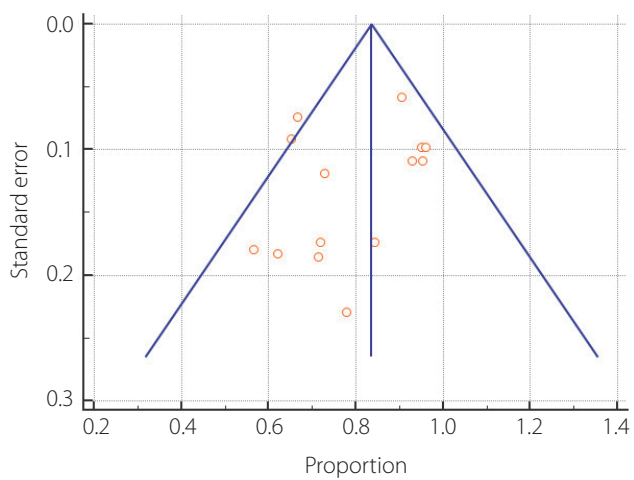


Supplementary Fig. 1. Funnel plot that evaluates the risk of publication bias in clinical outcome: (A) mortality, (B) good neurological outcome, (C) poor neurological outcome.



Supplementary Fig. 2. Funnel plot that evaluates risk of publication bias in complications: (A) thromboembolic complications, (B) hemorrhagic complication.



Supplementary Fig. 3. Funnel plot that evaluates the risk of publication bias in studies included for evaluation of occlusion rate of aneurysms treated with Silk flow diversion.