








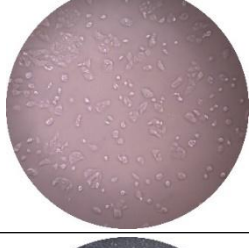





















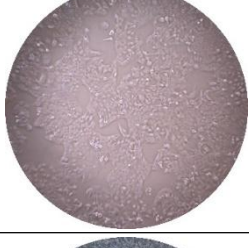





















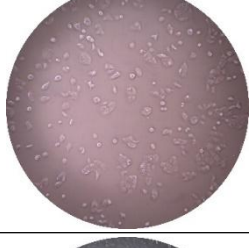
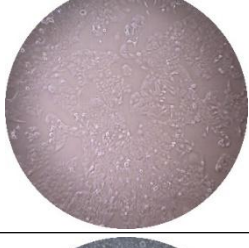










**Table S1:** Different cell growth under MOI=1

	The day 1	The day 4	The day 7
BHK-21			
Vero-E6			
SW13			
Huh 7			
C6/36			
Aag 2			
MDBK			










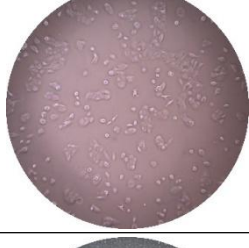
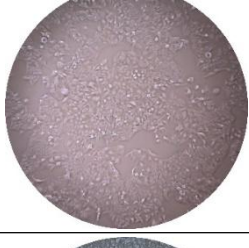










**Table S2:** Different cell growth under MOI=0.01

	The day 1	The day 4	The day 7
BHK-21			
Vero-E6			
SW13			
Huh 7			
C6/36			
Aag 2			
MDBK			

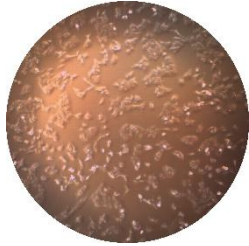


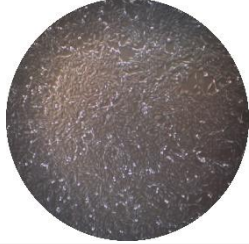


**Table S3:** Different cell growth under MOI=0.0001

	The day 1	The day 4	The day 7
BHK-21			
Vero-E6			
SW13			
Huh 7			
C6/36			
Aag 2			
MDBK			




**Table S4:** Different cell growth as MOCK

	The day 1	The day 4	The day 7
BHK-21			
Vero-E6			
SW13			
Huh 7			
C6/36			
Aag 2			
MDBK			

**Table S5:** Different cell growth under MOI=5

	The day 1	The day 4	The day 7
Huh 7			
MDBK			

**Table S6:** Different cell growth under MOI=10

	The day 1	The day 4	The day 7
Huh 7			
MDBK	