

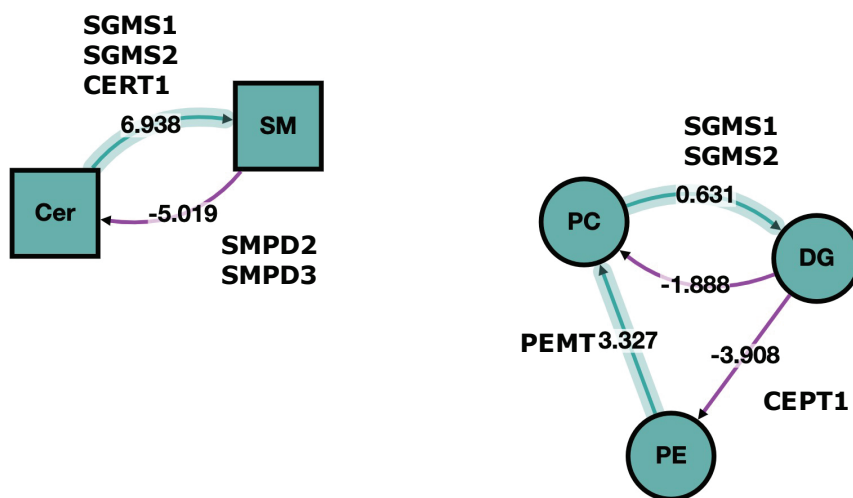
A

The most active and suppressed reactions among lipid classes between NAFLD-HCC and CTRL



B

The most active and suppressed reactions among lipid classes between NAFLD-HCC and OB-NAFLD

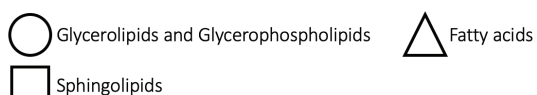


C

The most active and suppressed reactions among lipid classes between NAFLD-HCC and AV-HCC



Nodes shape



Nodes color



Edges color

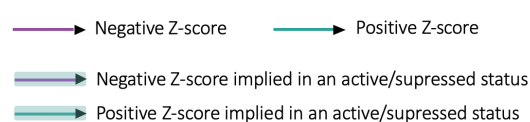


Figure S5