

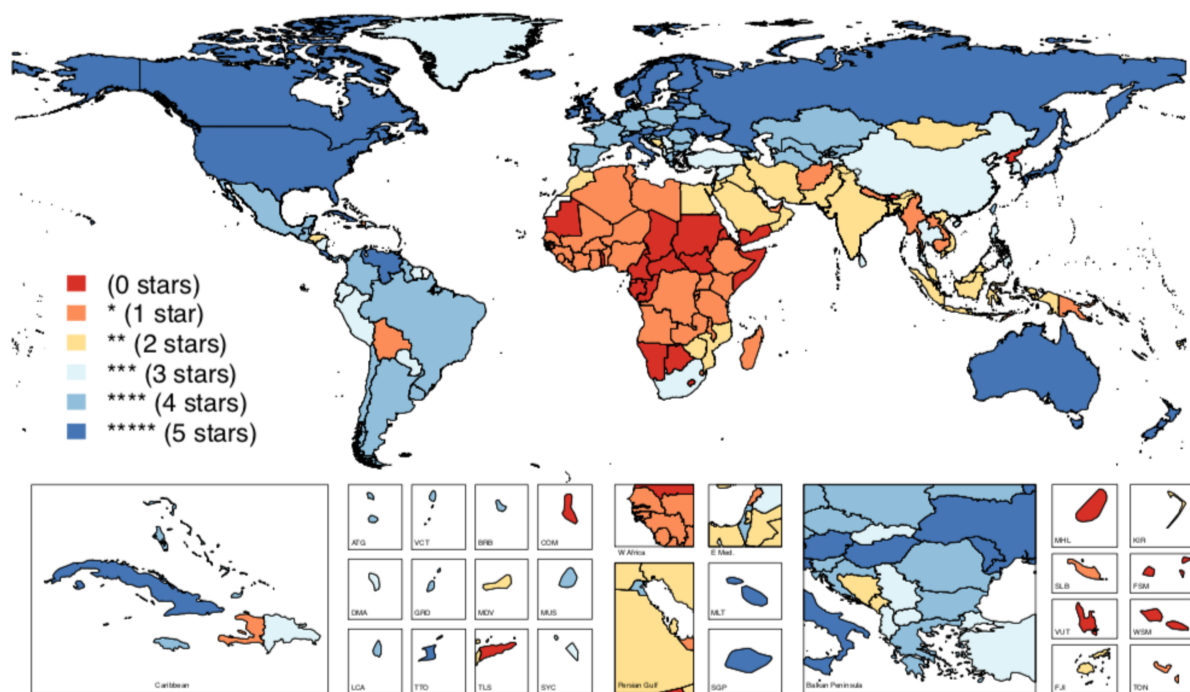
Supplementary Appendix

Mitra et al. 2021 “Availability of population-level data sources for tracking the incidence of deaths and injuries from road traffic crashes in low- and middle-income countries”

1.0 Data Sources used by GBD and WHO

1.1 GBD-2019 Cause-of-Death Data Sources

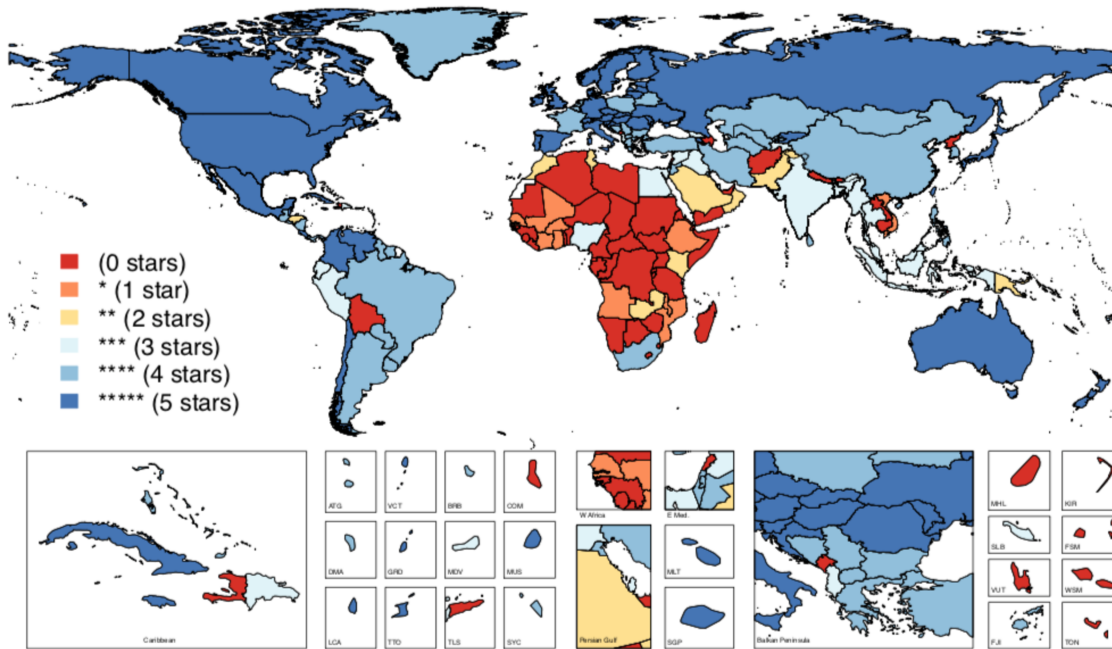
The following two figures provide a quality rating of the national vital registration (VR) data and verbal autopsy (VA) data that are currently used by GBD for estimating causes of death. The maps show a quality rating of the data. Countries with no usable data (VR or VA) are marked 0 stars (red). The quality rating reflects the fraction of deaths that are well certified and assigned to a detailed GBD cause. Verbal autopsy data are down-weighted (i.e. represent lower accuracy in cause ascertainment). The star rating accounts for completeness, percentage of deaths assigned to major garbage codes, time series availability, age and sex coverage, and geographical coverage.



Source: Provided by IHME

Figure A1: Classification of national series of vital registration and verbal autopsy data 1980-2018

Classification of national time series of vital registration and verbal autopsy data 2010–2018



Source: Provided by IHME

Figure A2: Classification of national series of vital registration and verbal autopsy data 2010-2018

1.2 GBD Data Sources for Non-Fatal Road Injury Incidence

Table A1: Number of data sources for non-fatal injuries by type for each country

	Hospital	Population Survey	Total
East Asia & Pacific - WB	27	12	39
World Bank High Income	15		15
New Zealand	15		15
World Bank Lower Middle Income	2	8	10
Cambodia		1	1
Laos		1	1
Myanmar		1	1
Philippines	1	1	2
Vietnam	1	4	5
World Bank Upper Middle Income	10	4	14
China	10	2	12
Malaysia		1	1
Thailand		1	1
Europe & Central Asia - WB	8	37	45
World Bank High Income	6	27	33
Cyprus		1	1
Czech Republic		2	2
Estonia		1	1
Hungary		2	2
Italy	2		2
Latvia		2	2
Netherlands		15	15
Poland	3		3
Portugal	1		1
Slovakia		1	1
Slovenia		1	1
Spain		2	2
World Bank Lower Middle Income	2	2	4
Georgia	2	1	3
Ukraine		1	1
World Bank Upper Middle Income		8	8
Albania		1	1
Croatia		1	1
Kazakhstan		1	1
Romania		1	1
Turkey		1	1
Bosnia and Herzegovina		1	1
Russian Federation		2	2
Latin America & Caribbean - WB	11	9	20
World Bank High Income	3	1	4
Chile	3		3
Uruguay		1	1
World Bank Lower Middle Income		1	1
Guatemala		1	1
World Bank Upper Middle Income	8	7	15
Brazil	5	1	6
Colombia		1	1
Dominican Republic		1	1
Ecuador		1	1

Mexico	3	2	5
Paraguay		1	1
Middle East & North Africa - WB		6	6
World Bank High Income		2	2
Qatar		1	1
United Arab Emirates		1	1
World Bank Lower Middle Income		3	3
Morocco		1	1
Syria		1	1
Tunisia		1	1
World Bank Upper Middle Income		1	1
Iran		1	1
North America - WB	32	4	36
World Bank High Income	32	4	36
United States	32	4	36
South Asia - WB	1	13	14
World Bank Low Income	1	1	2
Nepal	1	1	2
World Bank Lower Middle Income		12	12
Bangladesh		2	2
India		8	8
Pakistan		1	1
Sri Lanka		1	1
Sub-Saharan Africa - WB	1	25	26
World Bank Low Income		10	10
Chad		1	1
Comoros		1	1
Ethiopia		2	2
Malawi		1	1
Mali		1	1
Mozambique		1	1
Senegal		1	1
Zimbabwe		1	1
Burkina Faso		1	1
World Bank Lower Middle Income	1	10	11
Congo		1	1
Cote d'Ivoire		1	1
Ghana		2	2
Kenya	1	2	3
Mauritania		1	1
Nigeria		1	1
Swaziland		1	1
Zambia		1	1
World Bank Upper Middle Income		5	5
Mauritius		1	1
Namibia		1	1
South Africa		3	3
#N/A (Europe Hospital Mortality Database)	1		1

Table A2: Listing of GBD'S country data sources for non-fatal road traffic injuries

Country	Name	Type
Albania	Albania Demographic and Health Survey 2008-2009	Population Survey
Bangladesh	Bangladesh Health and Injury Survey 2003	Population Survey
Bangladesh	Bangladesh World Health Survey 2003	Population Survey
Bosnia and Herzegovina	Bosnia and Herzegovina World Health Survey 2003	Population Survey
Brazil	Brazil Hospital Information System 1997	Hospital
Brazil	Brazil Hospital Information System 1998-2002	Hospital
Brazil	Brazil Hospital Information System 2003-2007	Hospital
Brazil	Brazil Hospital Information System 2008-2012	Hospital
Brazil	Brazil Hospital Information System 2013-2014	Hospital
Brazil	Brazil World Health Survey 2003	population Survey
Burkina Faso	Burkina Faso World Health Survey 2002-2003	population Survey
Cambodia	Cambodia Demographic and Health Survey 2000	population Survey
Chad	Chad World Health Survey 2003	population Survey
Chile	Chile Hospital Discharges 2001-2002	hospital
Chile	Chile Hospital Discharges 2003-2007	hospital
Chile	Chile Hospital Discharges 2008-2012	hospital
China	China Injury Comprehensive Surveillance Study 2009-2011 - China CDC	hospital
China	China National Injury Surveillance System 2006 - China CDC	hospital
China	China National Injury Surveillance System 2007 - China CDC	hospital
China	China National Injury Surveillance System 2008 - China CDC	hospital
China	China National Injury Surveillance System 2009 - China CDC	hospital
China	China National Injury Surveillance System 2010 - China CDC	hospital
China	China National Injury Surveillance System 2011 - China CDC	hospital
China	China National Injury Surveillance System 2012 - China CDC	hospital
China	China National Injury Surveillance System 2013	hospital
China	China National Injury Surveillance System 2014	hospital
China	China WHO Study on Global AGEing and Adult Health 2007-2010	population Survey
China	China World Health Survey 2002	Population Survey
Colombia	Colombia National Health Survey 2007-2008	Population Survey
Comoros	Comoros World Health Survey 2003	Population Survey
Congo	Congo World Health Survey 2003	Population Survey
Cote d'Ivoire	Côte d'Ivoire World Health Survey 2003	Population Survey
Croatia	Croatia World Health Survey 2003	Population Survey
Cyprus	Cyprus European Health Interview Survey 2008	Population Survey
Czech Republic	Czech Republic European Health Interview Survey 2008	Population Survey
Czech Republic	Czech Republic World Health Survey 2002-2003	Population Survey
Dominican Republic	Dominican Republic World Health Survey 2003	Population Survey
Ecuador	Ecuador World Health Survey 2003	Population Survey
Estonia	Estonia World Health Survey 2003	Population Survey
Ethiopia	Ethiopia STEPS Noncommunicable Disease Risk Factors Survey 2015	Population Survey
Ethiopia	Ethiopia World Health Survey 2003	Population Survey
Europe	European Hospital Morbidity Database, 2008	hospital
Georgia	Georgia Hospital Data 2013-2014	hospital
Georgia	Georgia Hospital Discharges 2016-2017	hospital
Georgia	Georgia World Health Survey 2003	Population Survey
Ghana	Ghana WHO Study on Global AGEing and Adult Health 2007-2008	Population Survey
Ghana	Ghana World Health Survey 2003	Population Survey
Guatemala	Guatemala World Health Survey 2003	Population Survey
Hungary	Hungary European Health Interview Survey 2009 - Eurostat	Population Survey
Hungary	Hungary World Health Survey 2003	Population Survey
India	A population-based study on road traffic injuries in Pune City, India [Unpublished data]	Population Survey
India	Epidemiology of childhood injuries in rural Puducherry, South India	Population Survey
India	Epidemiology of injury in rural Pondicherry, India	Population Survey

India	Incidence and burden of road traffic injuries in urban India [Unpublished data]	Population Survey
India	India WHO Study on Global Ageing and Adult Health 2007	Population Survey
India	India World Health Survey 2003	Population Survey
India	Road use pattern and risk factors for non-fatal road traffic injuries among children in urban India	Population Survey
India	The characteristics of, and risk factors for, child injuries in Andhra Pradesh, India: the Young Lives project	Population Survey
Iran	Iran Demographic and Health Survey 2000	Population Survey
Italy	Italy Hospital Inpatient Discharges 2005-2007	Hospital
Italy		Hospital
Italy	Italy Hospital Inpatient Discharges 2013-2016	Hospital
Kazakhstan	Kazakhstan World Health Survey 2002-2003	Population Survey
Kenya	Kenya National Inpatient Morbidity and Mortality Statistics 1999	Hospital
Kenya	Kenya STEPS Noncommunicable Disease Risk Factors Survey 2015	Population Survey
Kenya	Kenya World Health Survey 2004	Population Survey
Laos	Laos World Health Survey 2003	Population Survey
Latvia	Latvia European Health Interview Survey 2008 - Eurostat	Population Survey
Latvia	Latvia World Health Survey 2003	Population Survey
Malawi	Malawi World Health Survey 2003	Population Survey
Malaysia	Malaysia World Health Survey 2003	Population Survey
Mali	Mali World Health Survey 2003	Population Survey
Mauritania	Mauritania World Health Survey 2003	Population Survey
Mauritius	Mauritius World Health Survey 2003	Population Survey
Mexico	Mexico Ministry of Health Hospital Discharges 2000-2002	Hospital
Mexico	Mexico Ministry of Health Hospital Discharges 2003-2007	Hospital
Mexico	Mexico Ministry of Health Hospital Discharges 2008-2012	Hospital
Mexico	Mexico National Health Survey 1999-2000	Population Survey
Mexico	Mexico WHO Study on Global AGEing and Adult Health 2009-2010	Population Survey
Morocco	Morocco World Health Survey 2003	Population Survey
Mozambique	Mozambique Demographic and Health Survey 2003-2004	Population Survey
Myanmar	Myanmar World Health Survey 2003	Population Survey
Namibia	Namibia World Health Survey 2003	Population Survey
Nepal	Nepal Hospital Inpatient Discharges 2010-2012	Hospital
Nepal	Nepal World Health Survey 2003	Population Survey
Netherlands	Netherlands Injury Surveillance System 1998	Population Survey
Netherlands	Netherlands Injury Surveillance System 1999	Population Survey
Netherlands	Netherlands Injury Surveillance System 2000	Population Survey
Netherlands	Netherlands Injury Surveillance System 2001	Population Survey
Netherlands	Netherlands Injury Surveillance System 2002	Population Survey
Netherlands	Netherlands Injury Surveillance System 2003	Population Survey
Netherlands	Netherlands Injury Surveillance System 2004	Population Survey
Netherlands	Netherlands Injury Surveillance System 2005	Population Survey
Netherlands	Netherlands Injury Surveillance System 2006	Population Survey
Netherlands	Netherlands Injury Surveillance System 2007	Population Survey
Netherlands	Netherlands Injury Surveillance System 2008	Population Survey
Netherlands	Netherlands Injury Surveillance System 2009	Population Survey
Netherlands	Netherlands Injury Surveillance System 2010	Population Survey
Netherlands	Netherlands Injury Surveillance System 2011	Population Survey
Netherlands	Netherlands Injury Surveillance System 2012	Population Survey
New Zealand	New Zealand Accident Compensation Corporation Injury Claims 2008	Hospital
New Zealand	New Zealand Accident Compensation Corporation Injury Claims 2009	Hospital
New Zealand	New Zealand Accident Compensation Corporation Injury Claims 2010	Hospital
New Zealand	New Zealand Accident Compensation Corporation Injury Claims 2011	Hospital
New Zealand	New Zealand Accident Compensation Corporation Injury Claims 2012	Hospital
New Zealand	New Zealand Accident Compensation Corporation Injury Claims 2013	Hospital
New Zealand	New Zealand Accident Compensation Corporation Injury Claims 2014	Hospital
New Zealand	New Zealand Accident Compensation Corporation Injury Claims 2015	Hospital
New Zealand	New Zealand Accident Compensation Corporation Injury Claims 2016	Hospital

New Zealand	New Zealand Accident Compensation Corporation Injury Claims 2017	Hospital
New Zealand	New Zealand National Minimum Dataset 2000-2002	Hospital
New Zealand	New Zealand National Minimum Dataset 2003-2007	Hospital
New Zealand	New Zealand National Minimum Dataset 2008-2012	Hospital
New Zealand	New Zealand National Minimum Dataset 2013-2014	Hospital
New Zealand	New Zealand National Minimum Dataset 2016-2017	Hospital
Nigeria	The burden of road traffic injuries in Nigeria: results of a population-based survey	Population Survey
Pakistan	Pakistan World Health Survey 2003-2004	Population Survey
Paraguay	Paraguay World Health Survey 2002-2003	Population Survey
Philippines	Philippine Health Insurance Corporation Claims 2013-2016	Hospital
Philippines	Philippines World Health Survey 2003	Population Survey
Poland	Poland National Health Fund Patient Claims 2015	Hospital
Poland	Poland National Health Fund Patient Claims 2016	Hospital
Poland	Poland National Health Fund Patient Claims 2017	Hospital
Portugal	Portugal Hospital Inpatient Discharges 2015	Hospital
Qatar	Qatar STEPS Noncommunicable Disease Risk Factors Survey 2012	Population Survey
Romania	Romania European Health Interview Survey 2008 - Eurostat	Population Survey
Russian Federation	Russia WHO Study on Global AGEing and Adult Health 2007-2010	Population Survey
Russian Federation	Russia World Health Survey 2003	Population Survey
Senegal	Senegal World Health Survey 2003	Population Survey
Slovakia	Slovakia World Health Survey 2003	Population Survey
Slovenia	Slovenia World Health Survey 2003	Population Survey
South Africa	South Africa Demographic and Health Survey 1998	Population Survey
South Africa	South Africa WHO Study on Global AGEing and Adult Health 2007-2008	Population Survey
South Africa	South Africa World Health Survey 2002-2003	Population Survey
Spain	Spain Household Survey on Alcohol and Drugs 2007-2008	Population Survey
Spain	Spain World Health Survey 2002-2003	Population Survey
Sri Lanka	Sri Lanka World Health Survey 2003	Population Survey
Swaziland	Swaziland World Health Survey 2003	Population Survey
Syria	Injuries in Aleppo, Syria: first population-based estimates and characterization of predominant types	Population Survey
Thailand	Thailand National Injury Survey 2003-2004	Population Survey
Tunisia	Tunisia World Health Survey 2003	Population Survey
Turkey	Turkey World Health Survey 2003	Population Survey
Ukraine	Ukraine World Health Survey 2002-2003	Population Survey
United Arab Emirates	United Arab Emirates World Health Survey 2003	Population Survey
United States	United States National Ambulatory Medical Care Survey 2012	Hospital
United States	United States National Ambulatory Medical Care Survey 2013	Hospital
United States	United States National Health Interview Survey 2008	Population Survey
United States	United States National Health Interview Survey 2009	Population Survey
United States	United States National Health Interview Survey 2010	Population Survey
United States	United States National Health Interview Survey 2011	Population Survey
United States	United States National Hospital Ambulatory Medical Care Survey 1992	Hospital
United States	United States National Hospital Ambulatory Medical Care Survey 1993	Hospital
United States	United States National Hospital Ambulatory Medical Care Survey 1994	Hospital
United States	United States National Hospital Ambulatory Medical Care Survey 1995	Hospital
United States	United States National Hospital Ambulatory Medical Care Survey 1996	Hospital
United States	United States National Hospital Ambulatory Medical Care Survey 1997	Hospital
United States	United States National Hospital Ambulatory Medical Care Survey 1998	Hospital
United States	United States National Hospital Ambulatory Medical Care Survey 1999	Hospital
United States	United States National Hospital Ambulatory Medical Care Survey 2000	Hospital
United States	United States National Hospital Ambulatory Medical Care Survey 2001	Hospital
United States	United States National Hospital Ambulatory Medical Care Survey 2002	Hospital
United States	United States National Hospital Ambulatory Medical Care Survey 2003	Hospital
United States	United States National Hospital Ambulatory Medical Care Survey 2004	Hospital
United States	United States National Hospital Ambulatory Medical Care Survey 2005	Hospital
United States	United States National Hospital Ambulatory Medical Care Survey 2006	Hospital

United States	United States National Hospital Ambulatory Medical Care Survey 2007	Hospital
United States	United States National Hospital Ambulatory Medical Care Survey 2008	Hospital
United States	United States National Hospital Ambulatory Medical Care Survey 2009	Hospital
United States	United States National Hospital Ambulatory Medical Care Survey 2010	Hospital
United States	United States National Hospital Ambulatory Medical Care Survey 2011	Hospital
United States	United States National Hospital Ambulatory Medical Care Survey 2012	Hospital
United States	United States National Hospital Ambulatory Medical Care Survey 2013	Hospital
United States	United States National Hospital Ambulatory Medical Care Survey 2014	Hospital
United States	United States National Hospital Discharge Survey 1988-1992	Hospital
United States	United States National Hospital Discharge Survey 1993-1997	Hospital
United States	United States National Hospital Discharge Survey 1998-2002	Hospital
United States	United States National Hospital Discharge Survey 2003-2007	Hospital
United States	United States National Hospital Discharge Survey 2008-2010	Hospital
United States	United States State Inpatient Databases 2003-2007	Hospital
United States	United States State Inpatient Databases 2008-2009	Hospital
Uruguay	Uruguay World Health Survey 2002-2003	Population Survey
Vietnam	Community-based assessment of unintentional injuries: a pilot study in rural Vietnam	Population Survey
Vietnam	Injury and pre-hospital trauma care in Hanoi, Vietnam	Population Survey
Vietnam	Vietnam Hospital Data 2013	Hospital
Vietnam	Vietnam Injury Survey 2010	Population Survey
Vietnam	Vietnam World Health Survey 2002-2003	Population Survey
Zambia	Zambia World Health Survey 2003	Population Survey
Zimbabwe	Zimbabwe World Health Survey 2003	Population Survey

Source: Provided by IHME

1.3 Data Sources Used by WHO for Global Health Estimates (GHE)

WHO's methods and data sources for estimating road traffic deaths are described in Explanatory Note 3 of the 2018 WHO Global Status Report on Road Safety. Briefly, WHO estimates road traffic deaths using vital registration (VR) data in countries that are judged to have good quality VR data. In addition, for India, Thailand and Vietnam, estimates developed for GBD-2004 are extrapolated forward using a regression model. Finally, in all the remaining countries, a negative binomial regression model based on road traffic crash covariates.

There was no local epidemiological data on road traffic injury incidence used to generate estimates for the following countries:

Afghanistan, Albania, Angola, Armenia, Bangladesh, Benin, Bhutan, Bolivia, Bosnia and Herzegovina, Botswana, Burkina Faso, Burundi, Cabo Verde, Cambodia, Cameroon, Central African Republic, Chad, Comoros, Congo, Cote d'Ivoire, Democratic Republic of the Congo, Equatorial Guinea, Eritrea, Eswatini, Ethiopia, Gabon, Gambia, Ghana, Guinea, Guinea-Bissau, Honduras, Indonesia, Iraq, Jordan, Kenya, Lao People's Democratic Republic, Lebanon, Lesotho, Liberia, Libya, Madagascar, Malawi, Malaysia, Mali, Mauritania, Mongolia, Morocco, Mozambique, Myanmar, Namibia, Nepal, Niger, Nigeria, Pakistan, Papua New Guinea, Peru, Rwanda, Samoa, Sao Tome and Principe, Saudi Arabia, Senegal, Solomon Islands, Somalia, South Sudan, Sri Lanka, Sudan, Syrian Arab Republic, Tajikistan, Timor-Leste, Togo, Tunisia, Turkmenistan, Uganda, United Arab Emirates, United Republic of Tanzania, Vanuatu, Zimbabwe

More details are available at the following sources:

- World Health Organization. "WHO Methods and Data Sources for Country-Level Causes of Death 2000-2019." World Health Organization, Geneva, December 2020.
- World Health Organization. "Global Status Report on Road Safety 2018." World Health Organization, Geneva, 2018.

2.0 Additional Findings from our analysis

Table A3: Regional distribution of data sources (census + surveys) reviewed in this study

World Bank Region	Country Income Group	Vehicle ownership			Deaths		Non-fatal		Disability	
		Bicycle	Motorcycle	Car	Unintentional or All Injuries	Traffic Injuries	Unintentional or All Injuries	Traffic Injuries	Unintentional or All Injuries	Traffic Injuries
East Asia & Pacific	Low Income									
	Lower Middle Income	41	45	48	19	17	26	18	5	3
	Upper Middle Income	15	15	20	36	35	10	9	3	1
	Total	56	60	68	55	52	36	27	8	4
Europe & Central Asia	Lower Middle Income	17	15	19	2	2	5	4	0	0
	Upper Middle Income	24	24	32	7	6	14	9	3	3
	Total	41	39	51	9	8	19	13	3	3
Latin America & Caribbean	Low Income	5	5	5	1	0	2	2	1	0
	Lower Middle Income	18	17	20	2	1	10	6	1	0
	Upper Middle Income	34	39	60	26	23	28	25	11	1
	Total	57	61	85	29	24	40	33	13	1
Middle East & North Africa	Lower Middle Income	21	21	33	7	4	16	13	9	4
	Upper Middle Income	2	6	9	3	0	7	5	0	0
	Total	23	27	42	10	4	23	18	9	4
South Asia	Low Income	15	14	15	4	3	6	4	1	0
	Lower Middle Income	27	24	28	33	32	11	9	2	1
	Upper Middle Income	6	5	6	1	1	2	2	0	0
	Total	48	43	49	38	36	19	15	3	1
Sub-Saharan Africa	Low Income	161	148	159	38	17	55	18	17	6
	Lower Middle Income	82	76	86	28	9	32	15	7	3
	Upper Middle Income	20	19	25	10	3	9	8	1	1
	Total	263	243	270	76	29	96	41	25	10
Grand Total		488	473	565	217	153	233	147	61	23

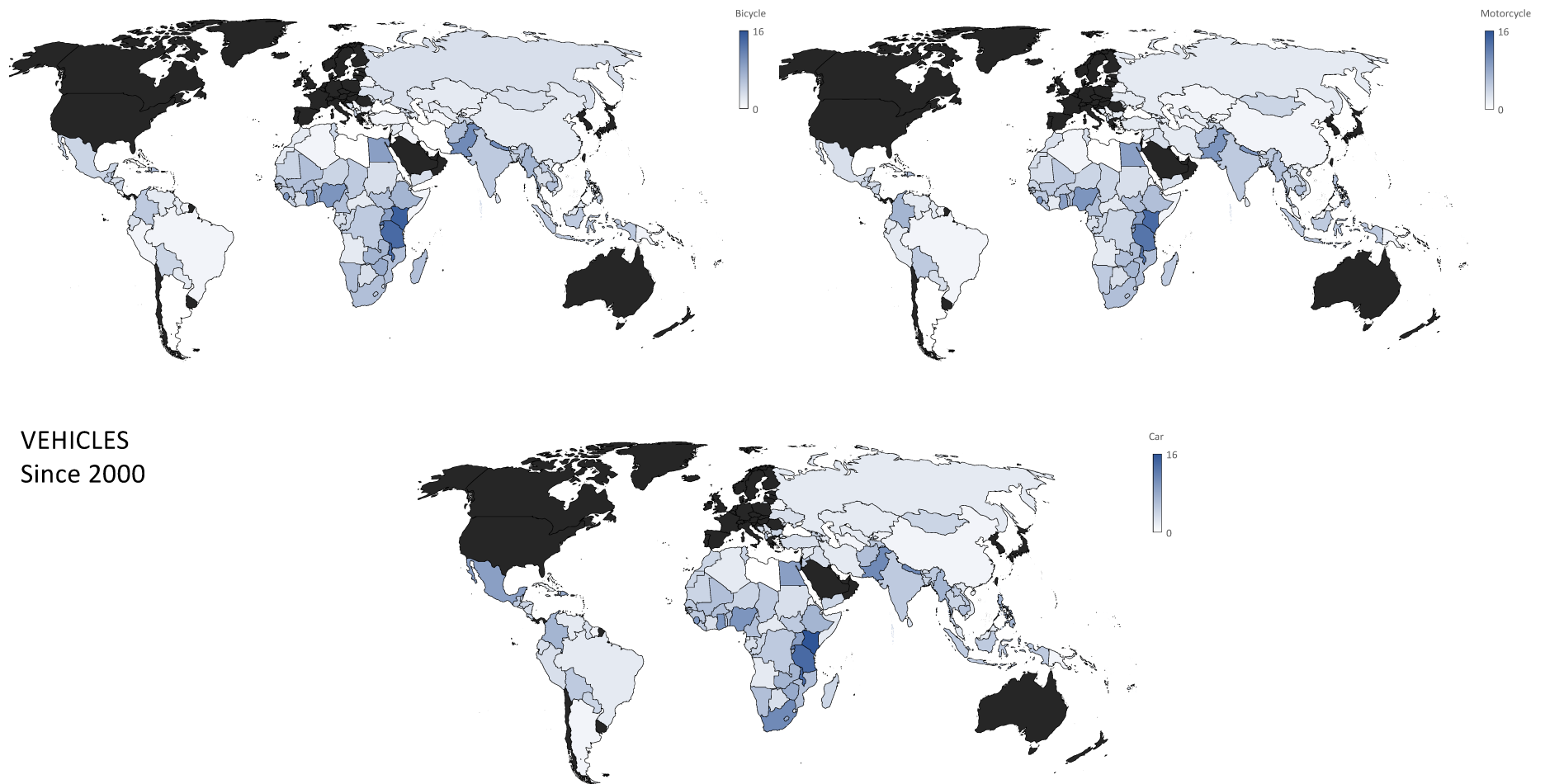


Figure A3: Number of sources that report household ownership of (a) bicycles, (b) motorcycles, and (c) cars since 2000.

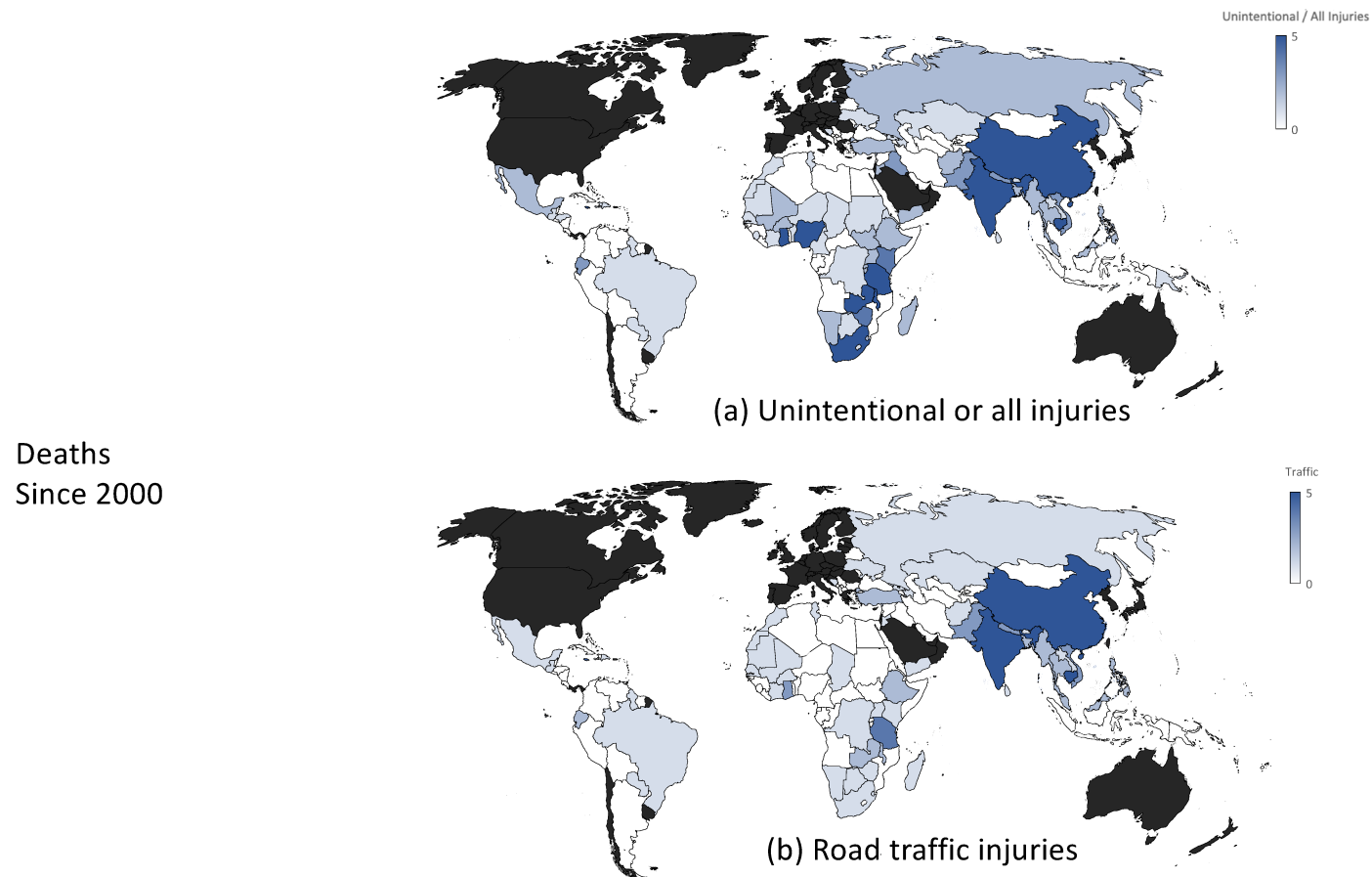


Figure A4: Number of sources that report deaths due to (a) unintentional or all injuries, and (b) road traffic injuries, since 2000.

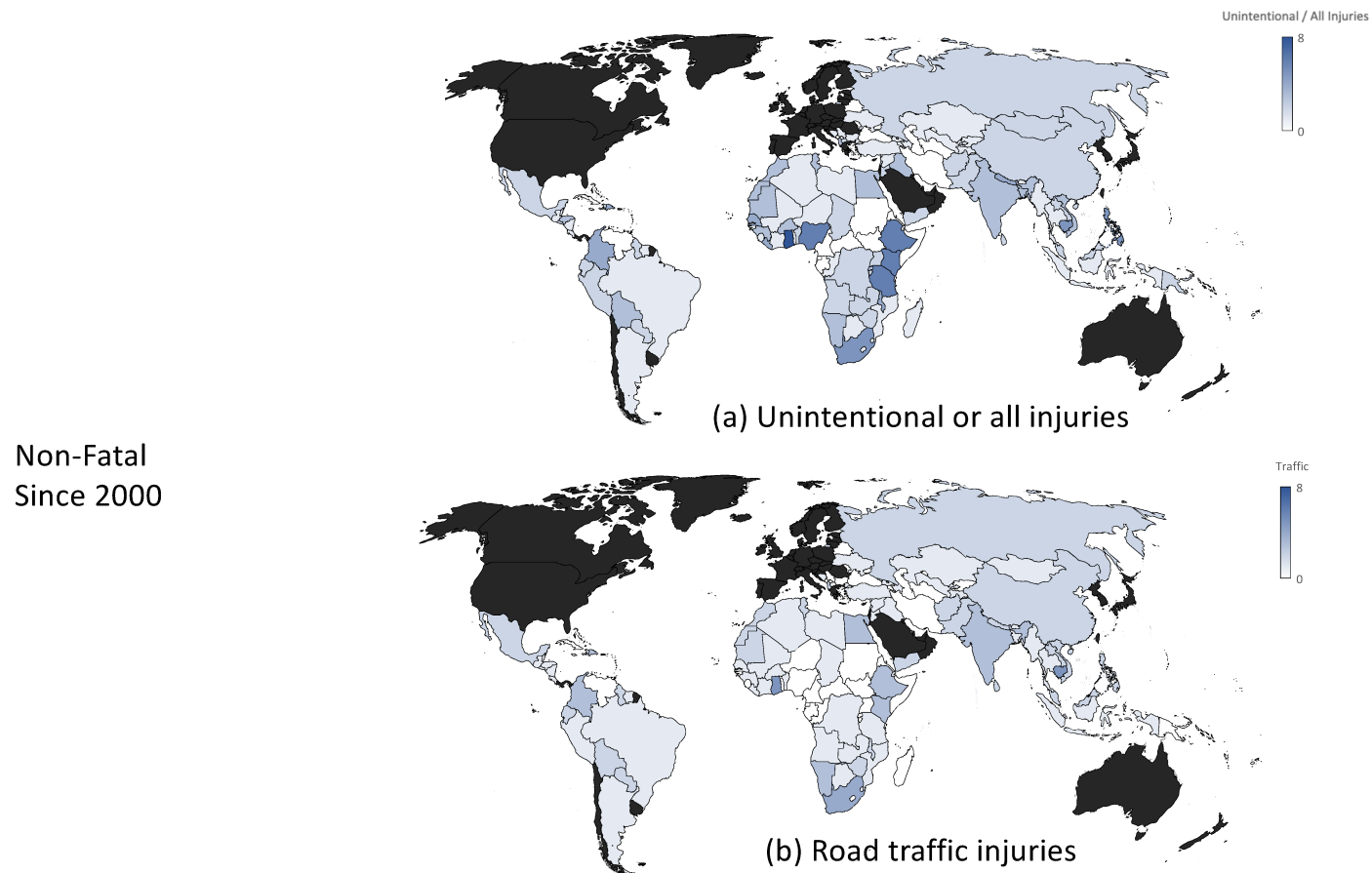


Figure A5: Number of sources that report non-fatal (a) unintentional or all injuries, and (b) road traffic injuries, since 2000.

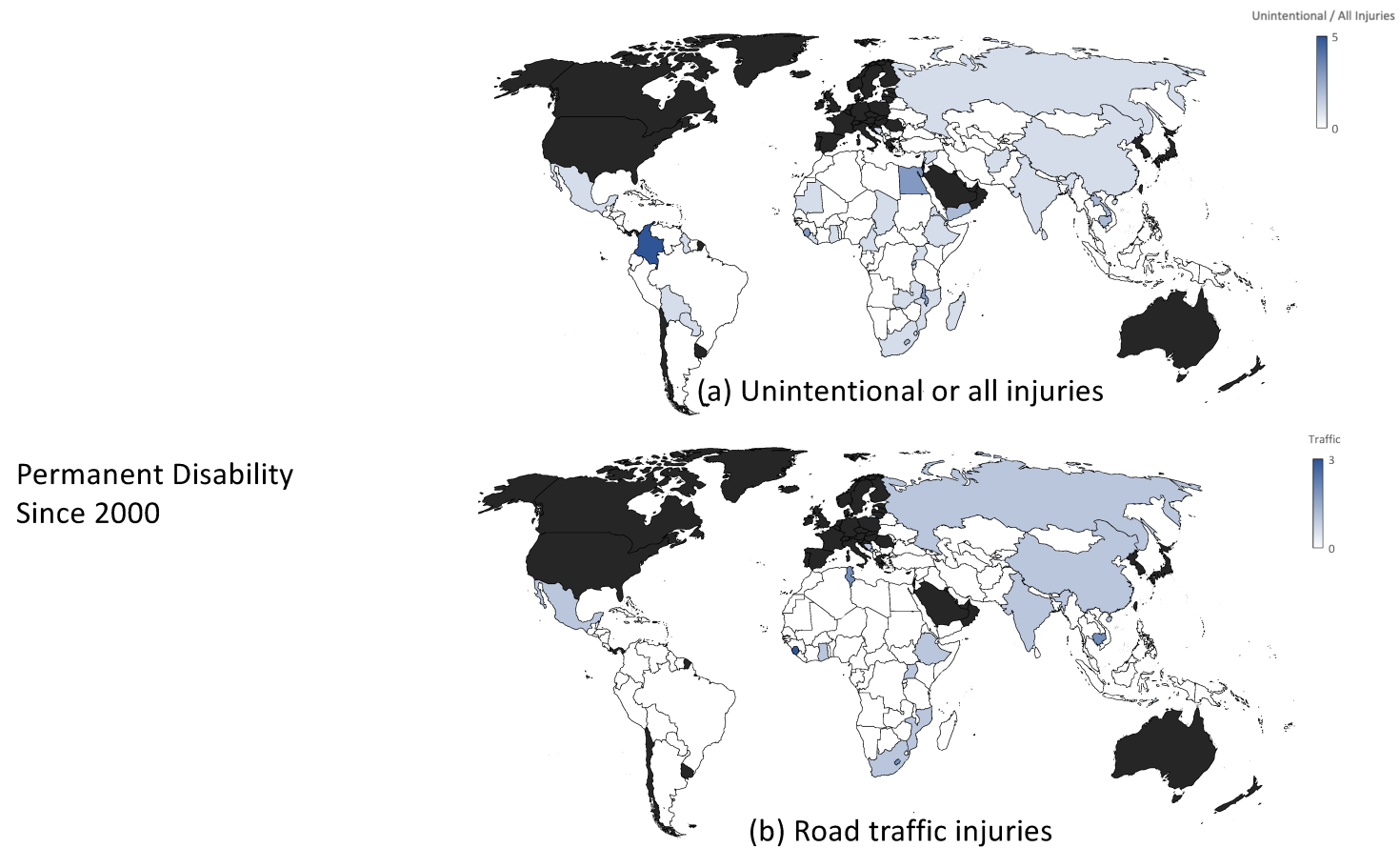


Figure A6: Number of sources that report prevalence of permanent disability due to (a) unintentional or all injuries, and (b) road traffic injuries, since 2000.

Table A4: Listing of censuses and surveys identified and the availability of information on vehicle ownership (bicycles, motorcycles, 4-wheelers), incidence of deaths (unintentional/all injuries, road traffic injuries), incidence of non-fatal injuries (unintentional/all injuries, road traffic injuries), and prevalence of permanent disability (unintentional/all injuries, road traffic injuries)

#	Region (World Bank)	Country	Survey/Census	Official Name	Year	Vehicle Ownership			Deaths		Non-fatal		Permanent Disability	
						Bicycle	M/Cycle	4-Wheeler	Unintentional /All injury	Traffic Injury	Unintentional I/All injury	Traffic Injury	Unintentional /All injury	Traffic Injury
1	East Asia & Pacific	American Samoa	Census	Census 2010 American Samoa	2010	0	0	1	0	0	0	0	0	0
2	East Asia & Pacific	Cambodia	Inter-censal survey	Royal Government Of Cambodia Cambodia Intercensal Population Survey, 2004	2004	0	0	0	1	1	0	0	0	0
3	East Asia & Pacific	Cambodia	Survey	Demographic and Health Survey 2005	2005	1	1	1	1	1	1	1	1	1
4	East Asia & Pacific	Cambodia	Census	Royal Government of Cambodia General Population Census of Cambodia, 2008	2008	1	1	1	1	1	0	0	0	0
5	East Asia & Pacific	Cambodia	Census	General Population Census of Cambodia, 2008	2008	1	1	1	1	1	0	0	0	0
6	East Asia & Pacific	Cambodia	Survey	National Adult Tobacco Survey 2010	2010	0	0	0	0	0	1	1	0	0
7	East Asia & Pacific	Cambodia	Survey	Demographic and Health Survey 2010	2010	1	1	1	1	1	1	1	1	1
8	East Asia & Pacific	Cambodia	Survey	Global School-Based Health Survey 2012	2012	0	0	0	0	0	1	1	0	0
9	East Asia & Pacific	Cambodia	Inter-censal survey	Cambodia Inter-Censal Population Survey, 2013	2013	1	1	1	1	1	0	0	0	0
10	East Asia & Pacific	Cambodia	Survey	Violence Against Children Survey 2013	2013	1	1	1	0	0	0	0	0	0
11	East Asia & Pacific	Cambodia	Survey	Demographic and Health Survey 2014	2014	0	0	0	1	1	1	1	0	0
12	East Asia & Pacific	Cambodia	Census	General Population Census of the Kingdom of Cambodia 2019	2019	0	0	0	1	1	0	0	0	0
13	East Asia & Pacific	China	Survey	Disease Surveillance Point System	1991	0	0	0	1	1	0	0	0	0
14	East Asia & Pacific	China	Survey	Disease Surveillance Point System	1992	0	0	0	1	1	0	0	0	0
15	East Asia & Pacific	China	Survey	Disease Surveillance Point System	1993	0	0	0	1	1	0	0	0	0
16	East Asia & Pacific	China	Survey	Disease Surveillance Point System	1994	0	0	0	1	1	0	0	0	0
17	East Asia & Pacific	China	Survey	Disease Surveillance Point System	1995	0	0	0	1	1	0	0	0	0
18	East Asia & Pacific	China	Survey	Disease Surveillance Point System	1996	0	0	0	1	1	0	0	0	0
19	East Asia & Pacific	China	Survey	Disease Surveillance Point System	1997	0	0	0	1	1	0	0	0	0
20	East Asia & Pacific	China	Survey	Disease Surveillance Point System	1998	0	0	0	1	1	0	0	0	0
21	East Asia & Pacific	China	Survey	Disease Surveillance Point System	1999	0	0	0	1	1	0	0	0	0
22	East Asia & Pacific	China	Survey	Disease Surveillance Point System	2000	0	0	0	1	1	0	0	0	0
23	East Asia & Pacific	China	Survey	Disease Surveillance Point System	2001	0	0	0	1	1	0	0	0	0
24	East Asia & Pacific	China	Survey	Disease Surveillance Point System	2002	0	0	0	1	1	0	0	0	0
25	East Asia & Pacific	China	Survey	World Health Survey 2003	2003	1	0	1	1	1	1	1	0	0
26	East Asia & Pacific	China	Survey	Disease Surveillance Point System	2003	0	0	0	1	1	0	0	0	0
27	East Asia & Pacific	China	Survey	Disease Surveillance Point System	2004	0	0	0	1	1	0	0	0	0
28	East Asia & Pacific	China	Survey	Disease Surveillance Point System	2005	0	0	0	1	1	0	0	0	0
29	East Asia & Pacific	China	Survey	Disease Surveillance Point System	2006	0	0	0	1	1	0	0	0	0
30	East Asia & Pacific	China	Survey	Disease Surveillance Point System	2007	0	0	0	1	1	0	0	0	0
31	East Asia & Pacific	China	Survey	Disease Surveillance Point System	2008	0	0	0	1	1	0	0	0	0
32	East Asia & Pacific	China	Survey	Disease Surveillance Point System	2009	0	0	0	1	1	0	0	0	0
33	East Asia & Pacific	China	Survey	Study on Global Ageing and Adult Health 2007-2010	2010	1	1	0	1	0	1	1	1	1
34	East Asia & Pacific	China	Survey	Disease Surveillance Point System	2010	0	0	0	1	1	0	0	0	0
35	East Asia & Pacific	China	Survey	Disease Surveillance Point System	2011	0	0	0	1	1	0	0	0	0
36	East Asia & Pacific	China	Survey	Disease Surveillance Point System	2012	0	0	0	1	1	0	0	0	0

37	East Asia & Pacific	China	Survey	Disease Surveillance Point System	2013	0	0	0	1	1	0	0	0	0
38	East Asia & Pacific	China	Survey	Disease Surveillance Point System	2014	0	0	0	1	1	0	0	0	0
39	East Asia & Pacific	China	Survey	Disease Surveillance Point System	2015	0	0	0	1	1	0	0	0	0
40	East Asia & Pacific	China	Survey	Disease Surveillance Point System	2016	0	0	0	1	1	0	0	0	0
41	East Asia & Pacific	China	Survey	Disease Surveillance Point System	2017	0	0	0	1	1	0	0	0	0
42	East Asia & Pacific	China	Survey	Disease Surveillance Point System	2018	0	0	0	1	1	0	0	0	0
43	East Asia & Pacific	China	Survey	Disease Surveillance Point System	2019	0	0	0	1	1	0	0	0	0
44	East Asia & Pacific	China	Survey	Disease Surveillance Point System	2020	0	0	0	1	1	0	0	0	0
45	East Asia & Pacific	Fed. St. of Micronesia	Census	2010 CENSUS OF POPULATION AND HOUSING	2010	0	1	1	0	0	0	0	0	0
46	East Asia & Pacific	Fiji	Census	2007 Population and Housing Census	2007	0	0	1	0	0	0	0	0	0
47	East Asia & Pacific	Fiji	Survey	Global School-Based Health Survey 2015	2015	0	0	0	0	0	1	1	0	0
48	East Asia & Pacific	Fiji	Census	Fiji Census 2017	2017	0	0	1	0	0	0	0	0	0
49	East Asia & Pacific	Fiji	Census	Fiji Census 2017	2017	1	1	1	0	0	0	0	0	0
50	East Asia & Pacific	Indonesia	Survey	Demographic and Health Survey 2007	2007	1	1	1	0	0	0	0	0	0
51	East Asia & Pacific	Indonesia	Survey	National Socio-Economic Survey 2012	2012	1	1	1	0	0	0	0	0	0
52	East Asia & Pacific	Indonesia	Survey	Demographic and Health Survey 2012	2012	1	1	1	0	0	0	0	0	0
53	East Asia & Pacific	Indonesia	Survey	Global School Based Health Survey 2015	2015	0	0	0	0	0	1	1	0	0
54	East Asia & Pacific	Indonesia	Survey	National Labor Force Survey 2016, August	2016	0	0	0	0	0	0	0	0	0
55	East Asia & Pacific	Indonesia	Survey	National Socio-Economic Survey 2016, March (Core)	2016	1	1	1	0	0	0	0	0	0
56	East Asia & Pacific	Indonesia	Survey	Demographic and Health Survey 2017	2017	1	1	1	0	0	0	0	0	0
57	East Asia & Pacific	Kiribati	Census	KIRIBATI POPULATION CENSUS 2005	2005	1	1	1	0	0	0	0	0	0
58	East Asia & Pacific	Kiribati	Census	KIRIBATI ISLANDS Population and Housing Census	2010	1	1	1	0	0	0	0	0	0
59	East Asia & Pacific	Kiribati	Survey	Global School-Based Health Survey 2010	2010	0	0	0	0	0	1	1	0	0
60	East Asia & Pacific	Laos	Survey	World Health Survey 2003	2003	1	0	1	1	1	1	1	0	0
61	East Asia & Pacific	Laos	Census	The Fourth Population and Housing Census	2005	0	0	0	0	0	0	0	1	0
62	East Asia & Pacific	Laos	Survey	Expenditure and Consumption Survey 2007-2008	2008	1	1	1	0	0	0	0	0	0
63	East Asia & Pacific	Laos	Survey	Labor Force and Child Labor Survey 2010	2010	1	1	1	0	0	0	0	0	0
64	East Asia & Pacific	Laos	Survey	Global School-Based health Survey 2015	2015	0	0	0	0	0	1	1	0	0
65	East Asia & Pacific	Laos	Census	The Fourth Housing and Population Census	2015	1	1	1	0	0	0	0	1	0
66	East Asia & Pacific	Laos	Survey	Social Indicator Survey II 2017	2017	1	1	1	0	0	0	0	0	0
67	East Asia & Pacific	Malaysia	Census	Population and Housing Census of Malaysia 2010	2000	1	1	1	0	0	0	0	0	0
68	East Asia & Pacific	Malaysia	Survey	World Health Survey 2003	2003	1	0	1	1	1	1	1	0	0
69	East Asia & Pacific	Malaysia	Survey	Household Expenditure Survey 2009-2010	2010	0	0	0	0	0	0	0	0	0
70	East Asia & Pacific	Malaysia	Survey	Global School-Based Health Survey 2012	2012	0	0	0	0	0	1	1	0	0
72	East Asia & Pacific	Malaysia	Survey	Household Income and Basic Amenities Survey 2012	2012	0	0	0	0	0	0	0	0	0

73	East Asia & Pacific	Malaysia	Survey	Validation of verbal autopsy: determination of cause of deaths in Malaysia 2013	2013	0	0	0	1	1	0	0	0	0
74	East Asia & Pacific	Marshall Islands	Census	CENSUS OF POPULATION AND HOUSING	2011	0	1	1	0	0	0	0	0	0
75	East Asia & Pacific	Mongolia	Survey	Multiple Indicator Cluster Survey 2005	2005	1	1	1	0	0	0	0	0	0
76	East Asia & Pacific	Mongolia	Survey	Socio-Economic Survey 2008-2009	2009	1	1	1	0	0	0	0	0	0
77	East Asia & Pacific	Mongolia	Survey	Global School Based Health Survey 2013	2013	0	0	0	0	0	1	1	0	0
78	East Asia & Pacific	Mongolia	Survey	Time Use Survey 2015	2015	0	1	1	0	0	0	0	0	0
79	East Asia & Pacific	Mongolia	Survey	Household Socio Economic Survey 2016	2016	1	1	1	0	0	1	0	0	0
80	East Asia & Pacific	Myanmar	Survey	World Health Survey 2003	2003	1	0	1	1	1	1	1	0	0
81	East Asia & Pacific	Myanmar	Survey	Multiple Indicator Cluster Survey 2009-2010	2010	1	1	1	0	0	0	0	0	0
82	East Asia & Pacific	Myanmar	Survey	Integrated Household Living Conditions Assessment II 2009-2010	2010	1	1	1	0	0	0	0	0	0
83	East Asia & Pacific	Myanmar	Survey	Multiple Indicator Cluster Survey 2009-2010	2010	1	1	1	0	0	0	0	0	0
84	East Asia & Pacific	Myanmar	Census	2014 POPULATION AND HOUSING CENSUS	2014	1	1	1	0	0	0	0	0	0
85	East Asia & Pacific	Myanmar	Survey	Demographic and Health Survey 2015-2016	2016	1	1	1	0	0	0	0	0	0
86	East Asia & Pacific	Myanmar	Survey	Multi-Tier Framework for Measuring Energy Access 2017	2017	1	1	1	0	0	0	0	0	0
87	East Asia & Pacific	Myanmar	Survey	Automated verbal autopsy: from research to routine use in civil registration and vital statistics systems	2017	0	0	0	1	1	0	0	0	0
88	East Asia & Pacific	Nauru	Survey	Household Income and Expenditure Survey 2006	2006	1	1	1	0	0	0	0	0	0
89	East Asia & Pacific	Nauru	Survey	Global School Based Health Survey 2008	2008	0	0	0	0	0	1	1	0	0
90	East Asia & Pacific	Niue	Census	Niue Census 2006	2006	0	1	1	0	0	0	0	0	0
91	East Asia & Pacific	Niue	Survey	Global School-based Health Survey 2010	2010	0	0	0	0	0	1	1	0	0
92	East Asia & Pacific	Niue	Census	Niue Census 2011	2011	0	1	1	0	0	0	0	0	0
93	East Asia & Pacific	Niue	Census	Niue Household and Population Census 2017	2017	0	1	1	0	0	0	0	0	0
94	East Asia & Pacific	Papua New Guinea	Survey	Household Income and Expenditure Survey 2009-2010	2010	1	1	1	0	0	1	0	0	0
95	East Asia & Pacific	Papua New Guinea	Survey	DHS Survey 2016-2018	2016	0	0	0	1	0	1	0	0	0
96	East Asia & Pacific	Philippines	Survey	World Health Survey 2003	2003	1	0	1	1	1	1	1	0	0
97	East Asia & Pacific	Philippines	Survey	Demographic and Health Survey 2008	2008	1	1	1	0	0	1	0	0	0
98	East Asia & Pacific	Philippines	Census	2010 CENSUS OF POPULATION AND HOUSING	2010	0	1	1	0	0	0	0	0	0
99	East Asia & Pacific	Philippines	Survey	Family Income and Expenditure Survey 2012	2012	0	1	1	0	0	0	0	0	0
100	East Asia & Pacific	Philippines	Survey	KALAH-I-CIDSS Community Development Grants 2012	2012	0	1	1	0	0	0	0	0	0
101	East Asia & Pacific	Philippines	Survey	Demographic and Health Survey 2013	2013	1	1	1	0	0	1	0	0	0
102	East Asia & Pacific	Philippines	Survey	Global School-based Health Survey 2015	2015	0	0	0	0	0	1	1	0	0

103	East Asia & Pacific	Philippines	Survey	Longitudinal Age Study (has VA component)	2015	0	0	0	1	1	0	0	0	0
104	East Asia & Pacific	Philippines	Survey	National Disability Prevalence Survey / Model Functioning Survey 2016	2016	0	0	0	0	0	0	0	0	0
105	East Asia & Pacific	Philippines	Survey	Demographic and Health Survey 2017	2017	1	1	1	0	0	1	0	0	0
106	East Asia & Pacific	Samoa	Survey	Demographic and Health Survey 2009	2009	1	1	1	0	0	0	0	0	0
107	East Asia & Pacific	Samoa	Survey	Labour Force Survey 2012	2012	0	0	0	0	0	1	0	0	0
108	East Asia & Pacific	Samoa	Survey	Global School Based Health Survey 2017	2017	0	0	0	0	0	1	1	0	0
109	East Asia & Pacific	Solomon Islands	Survey	Household Income and Expenditure Survey 2005-2006	2006	1	1	1	0	0	0	0	0	0
110	East Asia & Pacific	Solomon Islands	Survey	Demographic and Health Survey 2006-2007	2007	1	1	1	0	0	0	0	0	0
111	East Asia & Pacific	Solomon Islands	Census	Solomon Islands Population & Housing Census 2009	2009	0	1	1	0	0	0	0	0	0
112	East Asia & Pacific	Solomon Islands	Survey	Global School Based Health survey 2011	2011	0	0	0	0	0	1	1	0	0
113	East Asia & Pacific	Thailand	Census	Population and Housing Census 2010	2000	1	1	1	0	0	0	0	0	0
114	East Asia & Pacific	Thailand	Survey	The national burden of road traffic injuries in Thailand	2004	0	0	0	1	1	0	0	0	0
115	East Asia & Pacific	Thailand	Survey	Cause-of-death ascertainment for deaths that occur outside hospitals in Thailand: application of verbal autopsy methods	2005	0	0	0	1	1	0	0	0	0
116	East Asia & Pacific	Thailand	Survey	Household Socio-Economic Survey and Village/Community Fund Survey 2010	2010	1	1	1	0	0	0	0	0	0
117	East Asia & Pacific	Thailand	Census	Population and Housing Census 2010	2010	0	1	1	0	0	0	0	0	0
118	East Asia & Pacific	Thailand	Survey	Global School-based Health Survey 2015	2015	0	0	0	0	0	1	1	0	0
119	East Asia & Pacific	Thailand	Survey	Multiple Indicator Cluster Survey 2015-2016	2016	1	1	1	0	0	0	0	0	0
120	East Asia & Pacific	Timor-Leste	Survey	Comprehensive Food Security and Vulnerability Analysis 2005	2005	1	1	1	0	0	0	0	0	0
121	East Asia & Pacific	Timor-Leste	Census	POPULATION AND HOUSING CENSUS JULY 2010	2010	1	1	1	0	0	0	0	1	1
122	East Asia & Pacific	Timor-Leste	Survey	Demographic and Health Survey 2009-10	2010	1	1	1	0	0	0	0	0	0
123	East Asia & Pacific	Timor-Leste	Survey	Household Income and Expenditure Survey 2011	2011	1	1	1	0	0	0	0	0	0
124	East Asia & Pacific	Timor-Leste	Survey	Global School-Based Student Health Survey 2014	2014	0	0	0	0	0	1	1	0	0
125	East Asia & Pacific	Timor-Leste	Survey	Demographic and Health Survey 2016	2016	1	1	1	1	0	0	0	0	0
126	East Asia & Pacific	Tonga	Census	National Population Census - Kingdom of Tonga 2006	2006	0	0	1	0	0	0	0	0	0
127	East Asia & Pacific	Tonga	Survey	Household Income and Expenditure Survey 2008	2008	1	1	1	0	0	0	0	0	0
128	East Asia & Pacific	Tonga	Census	Tonga Census Questionnaire 2016	2016	1	1	1	0	0	0	0	0	0
129	East Asia & Pacific	Tonga	Survey	Global School based Health Survey 2017	2017	0	0	0	0	0	1	1	0	0
130	East Asia & Pacific	Tuvalu	Survey	Household Income and Expenditure 2010	2010	1	1	1	0	0	0	0	1	0
131	East Asia & Pacific	Tuvalu	Survey	Global School Based Health Survey 2011	2011	0	0	0	0	0	1	1	0	0

132	East Asia & Pacific	Tuvalu	Census	Population & Housing Census 2012	2012	1	1	1	0	0	0	0	1	0
133	East Asia & Pacific	Vanuatu	Census	Population and Housing Census	2009	0	1	1	0	0	0	0	0	0
134	East Asia & Pacific	Vanuatu	Survey	Household Income and Expenditure Survey 2010	2010	1	1	1	0	0	1	0	0	0
135	East Asia & Pacific	Vanuatu	Survey	Global School Based Health Survey 2016	2016	0	0	0	0	0	1	1	0	0
136	East Asia & Pacific	Vietnam	Survey	World Health Survey 2003	2003	1	0	1	1	1	1	1	0	0
137	East Asia & Pacific	Vietnam	Survey	Household Living Standards Survey	2006	0	0	0	0	0	1	0		
138	East Asia & Pacific	Vietnam	Survey	Mortality patterns in Vietnam, 2006: Findings from a national verbal autopsy survey	2006	0	0	0	1	1	0	0	0	0
139	East Asia & Pacific	Vietnam	Census	POPULATION AND HOUSING CENSUS QUESTIONNAIRE	2009	0	1	0	1	1	0	0	0	0
140	East Asia & Pacific	Vietnam	Survey	Global School Based Health Survey 2013	2013	0	0	0	0	0	1	1	0	0
141	East Asia & Pacific	Vietnam	Survey	Multiple Indicator Cluster Survey 2013-2014	2014	1	1	1	0	0	0	0	0	0
142	Europe & Central Asia	Albania	Survey	Multiple Indicator Cluster Survey 2005	2005	1	1	1	0	0	0	0	0	0
143	Europe & Central Asia	Albania	Survey	Demographic and Health Survey 2008-2009	2009	1	1	1	0	0	1	1	0	0
144	Europe & Central Asia	Albania	Census	QUESTIONNAIRE OF POPULATION AND HOUSING CENSUS 2011	2011	0	0	1	0	0	0	0	0	0
145	Europe & Central Asia	Albania	Survey	Living Standards Measurement Survey 2012	2012	1	1	1	0	0	1	0	0	0
146	Europe & Central Asia	Albania	Survey	Demographic and Health Survey 2017-2018	2018	1	1	1	0	0	1	1	0	0
147	Europe & Central Asia	Armenia	Survey	Demographic and Health Survey 2005	2005	1	1	1	0	0	1	0	0	0
148	Europe & Central Asia	Armenia	Survey	Demographic and Health Survey 2010	2010	1	1	1	0	0	0	0	0	0
149	Europe & Central Asia	Armenia	Survey	Demographic and Health Survey 2015-2016	2016	1	1	1	0	0	0	0	0	0
150	Europe & Central Asia	Armenia	Survey	Integrated Living Conditions Survey 2017	2017	1	1	1	0	0	0	0	0	0
151	Europe & Central Asia	Azerbaijan	Survey	Demographic and Health Survey 2006	2006	1	1	1	1	1	1	1	0	0
152	Europe & Central Asia	Azerbaijan	Survey	Household Survey on Monitoring Targeted Social Assistance Programme 2011	2011	1	1	1	0	0	0	0	0	0
153	Europe & Central Asia	Azerbaijan	Survey	Labour Force Survey 2011	2011	0	0	0	0	0	0	0	0	0
154	Europe & Central Asia	Belarus	Survey	Multiple Indicator Cluster Survey 2012	2012	1	1	1	0	0	0	0	0	0
155	Europe & Central Asia	Bosnia and Herzegovina	Survey	World Health Survey 2003	2003	1	0	1	1	1	1	1	0	0
156	Europe & Central Asia	Bosnia and Herzegovina	Survey	Multiple Indicator Cluster Survey 2011	2011	1	1	1	0	0	0	0	0	0
157	Europe & Central Asia	Bosnia and Herzegovina	Census	Census of Population, Households and Dwellings in BiH 2013	2014	0	0	0	0	0	0	0	1	1
158	Europe & Central Asia	Bosnia and Herzegovina	Survey	Household Budget Survey 2015	2015	1	1	1	0	0	0	0	0	0
159	Europe & Central Asia	Bulgaria	Survey	Multitopic Household Survey 2007	2007	0	0	0	0	0	1	0		
160	Europe & Central Asia	Bulgaria	Census	Census	2011	0	1	1	0	0	0	0	0	0
161	Europe & Central Asia	Bulgaria	Survey	European Union Statistics on Income and Living Conditions 2012- Cross-Sectional User Database	2012	0	0	1	0	0	0	0	0	0
162	Europe & Central Asia	Bulgaria	Survey	Bulgarian Longitudinal Inclusive Society Survey 2013	2013	0	0	1	0	0	0	0	0	0

163	Europe & Central Asia	Bulgaria	Survey	Springboard for School Readiness Project Impact Evaluation 2014	2014	1	1	1	0	0	0	0	0	0
164	Europe & Central Asia	Georgia	Survey	World Health Survey 2003	2003	1	0	1	1	1	1	1	0	0
165	Europe & Central Asia	Georgia	Survey	Multiple Indicator Cluster Survey 2005	2005	1	1	1	0	0	0	0	0	0
166	Europe & Central Asia	Georgia	Survey	Welfare Monitoring Survey 2015	2015	0	0	1	0	0	0	0	0	0
167	Europe & Central Asia	Georgia	Survey	Household Integrated Survey 2016	2016	1	1	1	0	0	0	0	0	0
168	Europe & Central Asia	Georgia	Survey	Labor Force Survey 2017	2017	0	0	0	0	0	0	0	0	0
169	Europe & Central Asia	Kazakhstan	Survey	World Health Survey 2003	2003	1	0	1	1	1	1	1	0	0
170	Europe & Central Asia	Kazakhstan	Survey	Labour Force Survey 2013	2013	0	0	0	0	0	0	0	0	0
171	Europe & Central Asia	Kazakhstan	Survey	Multiple Indicator Cluster Survey 2015	2015	1	1	1	0	0	0	0	0	0
172	Europe & Central Asia	Kazakhstan	Survey	Household Budget Survey 2015	2015	0	0	0	0	0	0	0	0	0
173	Europe & Central Asia	Kosovo	Survey	Multiple Indicator Cluster Survey 2013-2014	2014	0	1	1	0	0	0	0	0	0
174	Europe & Central Asia	Kyrgyzstan	Census	Census of Population and Housing of the Kyrgyz Republic, 2009	2009	0	0	0	0	0	0	0	0	0
175	Europe & Central Asia	Kyrgyzstan	Survey	Demographic and Health Survey 2012	2012	1	1	1	0	0	1	0	0	0
176	Europe & Central Asia	Macedonia	Survey	Global School Based Health Survey 2007	2007	0	0	0	0	0	1	1	0	0
177	Europe & Central Asia	Macedonia	Survey	Household Budget Survey 2010	2010	1	1	1	0	0	1	0	0	0
178	Europe & Central Asia	Macedonia	Survey	Multiple Indicator Cluster Survey 2011	2011	1	1	1	0	0	0	0	0	0
179	Europe & Central Asia	Moldova	Survey	Demographic and Health Survey 2005	2005	1	1	1	0	0	0	0	0	0
180	Europe & Central Asia	Moldova	Survey	Multiple Indicator Cluster Survey 2012	2012	1	1	1	0	0	0	0	0	0
181	Europe & Central Asia	Montenegro	Census	CENSUS OF POPULATION, HOUSEHOLDS AND DWELLINGS 2011	2011	0	0	0	0	0	0	0	1	1
182	Europe & Central Asia	Montenegro	Survey	Multiple Indicator Cluster Survey 2013	2013	1	1	1	0	0	0	0	0	0
183	Europe & Central Asia	Russian Federation	Survey	World Health Survey 2003	2003	1	0	1	1	1	1	1	0	0
184	Europe & Central Asia	Russian Federation	Survey	Study on Global Ageing and Adult Health 2007-2010	2010	1	1	0	1	0	1	1	1	1
185	Europe & Central Asia	Russian Federation	Survey	Russia Longitudinal Monitoring Survey- Higher School of Economics 2014	2014	1	1	1	0	0	0	0	0	0
186	Europe & Central Asia	Serbia	Survey	Living Standards Measurement Survey 2007	2007	0	0	0	0	0	1	0	0	0
187	Europe & Central Asia	Serbia	Survey	Multiple Indicator Cluster Survey 2014	2014	1	1	1	0	0	0	0	0	0
188	Europe & Central Asia	Serbia	Survey	Survey on Income and Living Conditions 2013-2015- Longitudinal	2015	0	0	1	0	0	0	0	0	0
189	Europe & Central Asia	Serbia	Survey	Survey on Income and Living Conditions- Cross-sectional Database 2016	2016	0	0	1	0	0	0	0	0	0
190	Europe & Central Asia	Tajikistan	Survey	Global School-based Health Survey 2005	2005	0	0	0	0	0	1	1	0	0
191	Europe & Central Asia	Tajikistan	Survey	Multiple Indicator Cluster Survey 2005	2005	1	1	1	0	0	0	0	0	0
192	Europe & Central Asia	Tajikistan	Survey	Demographic and Health Survey 2012	2012	1	1	1	0	0	0	0	0	0
193	Europe & Central Asia	Tajikistan	Survey	Household Budget Survey 2016	2016	1	1	1	0	0	0	0	0	0
194	Europe & Central Asia	Tajikistan	Survey	Demographic and Health Survey 2017	2017	1	1	1	0	0	0	0	0	0
195	Europe & Central Asia	Tajikistan	Survey	Survey of Water, Sanitation, and Hygiene for Households and Schools 2017	2017	0	0	1	0	0	0	0	0	0
196	Europe & Central Asia	Turkey	Survey	World Health Survey 2003	2003	1	0	1	1	1	1	1	0	0
197	Europe & Central Asia	Turkey	Survey	The national burden of road traffic injuries in Thailand	2004	0	0	0	1	1	0	0	0	0
198	Europe & Central Asia	Turkey	Survey	Demographic and Health Survey 2008	2008	0	1	1	0	0	0	0	0	0

199	Europe & Central Asia	Turkey	Survey	Demographic and Health Survey 2013	2013	0	1	1	0	0	0	0	0	0
200	Europe & Central Asia	Turkmenistan	Survey	Multiple Indicator Cluster Survey 2015-2016	2016	1	1	1	0	0	0	0	0	0
201	Europe & Central Asia	Ukraine	Survey	World Health Survey 2003	2003	1	0	1	1	1	1	1	0	0
202	Europe & Central Asia	Ukraine	Survey	Demographic and Health Survey 2007	2007	1	1	1	0	0	0	0	0	0
203	Europe & Central Asia	Ukraine	Survey	Multiple Indicator Cluster Survey 2012	2012	1	1	1	1	0	0	0	0	0
204	Europe & Central Asia	Uzbekistan	Survey	Health Examination Survey 2002	2002	1	1	1	0	0	1	1	0	0
205	Europe & Central Asia	Uzbekistan	Survey	Household Budget Survey 2017	2017	1	1	1	0	0	0	0	0	0
206	Latin America & Caribbean	Anguilla	Survey	Global School based Health Survey 2016	2016	0	0	0	0	0	1	1	0	0
207	Latin America & Caribbean	Argentina	Survey	2012 Global School Based Health Survey	2012	0	0	0	0	0	1	1	0	0
208	Latin America & Caribbean	Argentina	Survey	Survey of Multiple Indicators by Clusters 2011-2012	2012	0	0	1	0	0	0	0	0	0
209	Latin America & Caribbean	Belize	Survey	Child Activity Survey 2001	2001	1	1	1	0	0	0	0	0	0
210	Latin America & Caribbean	Belize	Survey	Living Standard Measurement Survey 2001	2001	1	1	1	0	0	0	0	0	0
211	Latin America & Caribbean	Belize	Survey	Household Expenditure Survey 2008-2009	2009	1	1	1	0	0	0	0	0	0
212	Latin America & Caribbean	Belize	Census	POPULATION & HOUSING CENSUS	2010	0	0	1	0	0	0	0	0	0
213	Latin America & Caribbean	Belize	Survey	Global School Based Health Survey 2011	2011	0	0	0	0	0	1	1	0	0
214	Latin America & Caribbean	Belize	Survey	Multiple Indicator Cluster Survey 2015-2016	2016	1	1	1	0	0	0	0	0	0
215	Latin America & Caribbean	Bolivia	Census	ESTADO PLURINACIONAL DE BOLIVIA CENSO NACIONAL DE POBLACIÓN Y VIVIENDA 2012	2001	1	1	1	0	0	0	0	0	0
216	Latin America & Caribbean	Bolivia	Survey	Demographic and Health Survey 2008	2008	1	1	1	0	0	1	1	0	0
217	Latin America & Caribbean	Bolivia	Survey	Global Health Based Survey 2012	2012	0	0	0	0	0	1	1	0	0
218	Latin America & Caribbean	Bolivia	Census	ESTADO PLURINACIONAL DE BOLIVIA CENSO NACIONAL DE POBLACIÓN Y VIVIENDA 2012	2012	1	1	1	0	0	0	0	0	0
219	Latin America & Caribbean	Bolivia	Survey	Demographic and Health Survey 2016	2016	1	1	1	0	0	1	0	0	0
220	Latin America & Caribbean	Bolivia	Survey	Household Survey 2017	2017	0	1	1	0	0	0	0	1	0
221	Latin America & Caribbean	Brazil	Survey	World Health Survey 2003	2003	1	0	1	1	1	1	1	0	0
222	Latin America & Caribbean	Brazil	Census	XII Recenseamento Geral do Brasil. Censo Demográfico 2010.	2010	0	1	1	0	0	0	0	0	0
223	Latin America & Caribbean	Colombia	Census	CENSO GENERAL 2005	2005	1	1	1	0	0	0	0	1	0
224	Latin America & Caribbean	Colombia	Survey	Encuesta Nacional de Demografia y Salud 2005	2005	0	0	0	0	0	1	1	1	0
225	Latin America & Caribbean	Colombia	Survey	Quality of Life Survey 2008	2008	0	1	1	0	0	0	0	0	0
226	Latin America & Caribbean	Colombia	Survey	Encuesta Nacional de Demografia y Salud 2010	2010	1	1	1	0	0	1	1	1	0
227	Latin America & Caribbean	Colombia	Survey	Encuesta Longitudinal de Proteccion Social 2012	2012	1	1	1	0	0	0	0	1	0
228	Latin America & Caribbean	Colombia	Survey	Encuesta Nacional de Uso del Tiempo 2012-2013	2013	0	1	1	0	0	0	0	0	0
229	Latin America & Caribbean	Colombia	Survey	Global School-based Health Survey 2014	2014	0	0	0	0	0	1	1	0	0
230	Latin America & Caribbean	Colombia	Survey	Estadísticas Vitales 2014	2014	0	0	0	1	1	0	0	0	0
231	Latin America & Caribbean	Colombia	Survey	Encuesta Nacional de Demografia y Salud 2015	2015	1	1	1	0	0	1	0	1	0
232	Latin America & Caribbean	Colombia	Survey	Gran Encuesta Integrada de Hogares 2017	2017	1	1	1	0	0	0	0	0	0

233	Latin America & Caribbean	Costa Rica	Survey	Encuesta de Hogares de Propósitos Múltiples 2009	2009	0	0	1	0	0	0	0	0	0
234	Latin America & Caribbean	Costa Rica	Survey	Global School-based Student Health Survey 2009	2009	0	0	0	0	0	1	1	0	0
235	Latin America & Caribbean	Costa Rica	Census	REPUBLIC OF COSTA RICA X NATIONAL POPULATION CENSUS AND VI HOUSING CENSUS	2011	0	1	1	0	0	0	0	0	0
236	Latin America & Caribbean	Costa Rica	Survey	Encuesta Continua de Empleo 2017	2017	0	0	1	0	0	0	0	0	0
237	Latin America & Caribbean	Costa Rica	Survey	Encuesta Nacional de Hogares 2018	2018	0	1	1	0	0	0	0	0	0
238	Latin America & Caribbean	Cuba	Census	Censo de Población y Viviendas Cuba - 2012	2002	0	1	1	0	0	0	0	0	0
239	Latin America & Caribbean	Dominica	Survey	Survey of Living Conditions and Household Expenditure Income 2007-2008	2008	1	1	1	0	0	0	0	0	0
240	Latin America & Caribbean	Dominica	Survey	Global School-Based Health Survey 2009	2009	0	0	0	0	0	1	1	0	0
241	Latin America & Caribbean	Dominican Republic	Census	IX Censo Nacional de Población y Vivienda 2010	2002	0	0	1	0	0	0	0	0	0
242	Latin America & Caribbean	Dominican Republic	Survey	World Health Survey 2003	2003	1	0	1	1	1	1	1	0	0
243	Latin America & Caribbean	Dominican Republic	Survey	National Labor Force, October 2005	2005	0	1	1	0	0	0	0	0	0
244	Latin America & Caribbean	Dominican Republic	Survey	National Survey of Multi-Purpose Homes 2005	2005	1	1	1	0	0	0	0	0	0
245	Latin America & Caribbean	Dominican Republic	Survey	Demographic and Health Survey 2007	2007	1	1	1	0	0	1	0	0	0
246	Latin America & Caribbean	Dominican Republic	Survey	Demographic and Health Survey 2013	2013	1	1	1	0	0	1	1	0	0
247	Latin America & Caribbean	Dominican Republic	Survey	Socio-demographic and HIV / AIDS Survey of the State Bateyes 2013	2013	1	1	1	0	0	0	0	0	0
248	Latin America & Caribbean	Dominican Republic	Survey	Multiple Indicator Cluster Survey 2014	2014	1	1	1	0	0	0	0	0	0
249	Latin America & Caribbean	Dominican Republic	Survey	Global School Based Healthy Survey 2016	2016	0	0	0	0	0	1	1	0	0
250	Latin America & Caribbean	Ecuador	Survey	DHS 1987	1987	0	0	0	1	1	0	0	0	0
251	Latin America & Caribbean	Ecuador	Survey	World Health Survey 2003	2003	1	0	1	1	1	1	1	0	0
252	Latin America & Caribbean	Ecuador	Survey	Global School-based Health Survey 2007	2007	0	0	0	0	0	1	1	0	0
253	Latin America & Caribbean	Ecuador	Survey	Encuesta Nacional de Ingresos y Gastos de Hogares Urbanos y Rurales 2011-2012	2012	1	1	1	0	0	0	0	0	0
254	Latin America & Caribbean	Ecuador	Survey	Estadística de Defunciones Generales y Fetales 2012	2012	0	0	0	1	0	0	0	0	0
255	Latin America & Caribbean	Ecuador	Survey	Encuesta de Empleo, Desempleo y Subempleo 2015	2015	1	1	1	0	0	0	0	0	0
256	Latin America & Caribbean	El Salvador	Survey	Encuesta Nacional de Salud Familiar 2008	2008	0	0	1	0	0	0	0	0	0
257	Latin America & Caribbean	El Salvador	Survey	Global School-based Student Health Survey 2013	2013	0	0	0	0	0	1	1	0	0
258	Latin America & Caribbean	El Salvador	Survey	Encuesta de Indicadores Múltiples por Conglomerados 2014	2014	1	1	1	0	0	0	0	0	0
259	Latin America & Caribbean	El Salvador	Survey	Encuesta de Hogares de Propósitos Múltiples 2015	2015	1	0	1	0	0	1	0	0	0

260	Latin America & Caribbean	Grenada	Survey	Core Indicator Welfare Indicator Questionnaire 2005	2005	1	1	1	0	0	0	0	0	0
261	Latin America & Caribbean	Grenada	Census	POPULATION AND HOUSING CENSUS	2011	0	0	1	0	0	0	0	1	0
262	Latin America & Caribbean	Guatemala	Survey	Encuesta Nacional sobre Condiciones de Vida 2000	2000	1	1	1	0	0	0	0	0	0
263	Latin America & Caribbean	Guatemala	Survey	World Health Survey 2003	2003	1	0	1	1	1	1	1	0	0
264	Latin America & Caribbean	Guatemala	Survey	DHS 2014 Guatemala	2014	1	1	1	0	0	0	0	0	0
265	Latin America & Caribbean	Guatemala	Survey	Encuesta Nacional de Salud Materno Infantil 2014-2015	2015	1	1	1	0	0	0	0	0	0
266	Latin America & Caribbean	Guatemala	Survey	Encuesta Nacional de Empleo e Ingresos 2016	2016	1	1	1	0	0	0	0	0	0
267	Latin America & Caribbean	Guyana	Survey	Demographic and Health Survey 2009	2009	1	1	1	1	1	1	1	0	0
268	Latin America & Caribbean	Guyana	Survey	2010 Global School-based Health Survey	2010	0	0	0	0	0	1	1	0	0
269	Latin America & Caribbean	Guyana	Census	REPUBLIC OF GUYANA 2012 POPULATION & HOUSING CENSUS	2012	0	0	1	0	0	0	0	1	0
270	Latin America & Caribbean	Guyana	Survey	Multiple Indicator Cluster Survey 2014	2014	1	1	1	0	0	0	0	0	0
271	Latin America & Caribbean	Haiti	Census	Recensement General de la Population et de l'Habitat	2003	1	1	1	0	0	0	0	0	0
272	Latin America & Caribbean	Haiti	Survey	Demographic and Health Survey 2005-2006	2006	1	1	1	0	0	0	0	0	0
273	Latin America & Caribbean	Haiti	Survey	Enquete sur les Conditions de Vie des Menages apres Seisme 2012	2012	1	1	1	0	0	0	0	1	0
274	Latin America & Caribbean	Haiti	Survey	Demographic and Health Survey 2012	2012	1	1	1	0	0	0	0	0	0
275	Latin America & Caribbean	Haiti	Survey	Global School Based Health Survey 2014	2014	0	0	0	0	0	1	1	0	0
276	Latin America & Caribbean	Haiti	Survey	Enquete Mortalite, Morbidite et Utilisation des Services 2016-2017	2017	1	1	1	1	0	1	1	0	0
277	Latin America & Caribbean	Honduras	Survey	Encuesta Nacional de Epidemiologia y Salud Familiar 2001	2001	0	0	1	0	0	0	0	0	0
278	Latin America & Caribbean	Honduras	Survey	Demographic and Health Survey 2006	2006	1	1	1	0	0	1	0	0	0
279	Latin America & Caribbean	Honduras	Survey	Demographic and Health Survey 2011	2011	1	1	1	0	0	1	0	0	0
280	Latin America & Caribbean	Honduras	Survey	Global School-based Student Health Survey 2012	2012	0	0	0	0	0	1	1	0	0
281	Latin America & Caribbean	Honduras	Survey	Encuesta Permanente de Hogares y Propositos Múltiples 2015	2015	1	1	1	1	0	0	0	0	0
282	Latin America & Caribbean	Jamaica	Survey	JMMS Jamaica Maternal Mortality Surveillance	1998	0	0	0	1	1	0	0	0	0
283	Latin America & Caribbean	Jamaica	Survey	JMMS Jamaica Maternal Mortality Surveillance	1999	0	0	0	1	1	0	0	0	0
284	Latin America & Caribbean	Jamaica	Survey	JMMS Jamaica Maternal Mortality Surveillance	2000	0	0	0	1	1	0	0	0	0
285	Latin America & Caribbean	Jamaica	Survey	JMMS Jamaica Maternal Mortality Surveillance	2001	0	0	0	1	1	0	0	0	0
286	Latin America & Caribbean	Jamaica	Survey	JMMS Jamaica Maternal Mortality Surveillance	2002	0	0	0	1	1	0	0	0	0
287	Latin America & Caribbean	Jamaica	Survey	JMMS Jamaica Maternal Mortality Surveillance	2003	0	0	0	1	1	0	0	0	0
288	Latin America & Caribbean	Jamaica	Survey	JMMS Jamaica Maternal Mortality Surveillance	2004	0	0	0	1	1	0	0	0	0
289	Latin America & Caribbean	Jamaica	Survey	JMMS Jamaica Maternal Mortality Surveillance	2005	0	0	0	1	1	0	0	0	0

290	Latin America & Caribbean	Jamaica	Survey	JMMS Jamaica Maternal Mortality Surveillance	2006	0	0	0	1	1	0	0	0	0
291	Latin America & Caribbean	Jamaica	Survey	JMMS Jamaica Maternal Mortality Surveillance	2007	0	0	0	1	1	0	0	0	0
292	Latin America & Caribbean	Jamaica	Survey	JMMS Jamaica Maternal Mortality Surveillance	2008	0	0	0	1	1	0	0	0	0
293	Latin America & Caribbean	Jamaica	Survey	Reproductive Health Survey 2009	2009	0	0	1	0	0	0	0	0	0
294	Latin America & Caribbean	Jamaica	Survey	JMMS Jamaica Maternal Mortality Surveillance	2009	0	0	0	1	1	0	0	0	0
295	Latin America & Caribbean	Jamaica	Survey	JMMS Jamaica Maternal Mortality Surveillance	2010	0	0	0	1	1	0	0	0	0
296	Latin America & Caribbean	Jamaica	Survey	Multiple Indicator Cluster Survey 2011	2011	1	1	1	0	0	0	0	0	0
297	Latin America & Caribbean	Jamaica	Census	POPULATION AND HOUSING CENSUS 2011 - JAMAICA	2011	0	0	0	1	0	0	0	0	0
298	Latin America & Caribbean	Jamaica	Survey	JMMS Jamaica Maternal Mortality Surveillance	2011	0	0	0	1	1	0	0	0	0
299	Latin America & Caribbean	Jamaica	Survey	JMMS Jamaica Maternal Mortality Surveillance	2012	0	0	0	1	1	0	0	0	0
300	Latin America & Caribbean	Jamaica	Survey	Global School Based Health Survey 2017	2017	0	0	0	0	0	1	1	0	0
301	Latin America & Caribbean	Mexico	Survey	World Health Survey 2003	2003	1	0	1	1	1	1	1	0	0
302	Latin America & Caribbean	Mexico	Survey	National Survey on Time Use 2009	2009	0	0	1	0	0	0	0	0	0
303	Latin America & Caribbean	Mexico	Survey	National Survey on Insecurity 2010	2010	0	0	1	0	0	0	0	0	0
304	Latin America & Caribbean	Mexico	Survey	Study on Global Ageing and Adult Health 2009-2010	2010	1	1	1	1	0	1	1	1	1
305	Latin America & Caribbean	Mexico	Survey	Family Life Survey 2009-2012	2012	1	1	1	0	0	0	0	0	0
306	Latin America & Caribbean	Mexico	Survey	Multiple Indicator Cluster Survey 2015	2015	1	1	1	0	0	0	0	0	0
307	Latin America & Caribbean	Mexico	Census	Censo de Población y Vivienda	2015	0	0	1	0	0	0	0	0	0
308	Latin America & Caribbean	Mexico	Survey	National Survey of Victimization and Perception on Public Safety 2016	2016	0	0	1	0	0	0	0	0	0
309	Latin America & Caribbean	Mexico	Survey	National Survey of Urban Public Security 2017	2017	0	0	1	0	0	0	0	0	0
310	Latin America & Caribbean	Monsterrat	Survey	Global School Based Health Survey 2008	2008	0	0	0	0	0	1	1	0	0
311	Latin America & Caribbean	Montserrat	Census	MONTserrat 2011 POPULATION AND HOUSING CENSUS	2011	0	0	1	0	0	0	0	1	0
312	Latin America & Caribbean	Nicaragua	Census	VIII CENSO DE POBLACIÓN Y IV DE VIVIENDA, 2005	2005	1	1	1	0	0	0	0	0	0
313	Latin America & Caribbean	Nicaragua	Survey	Global School-based Student Health Survey 2010	2010	0	0	0	0	0	1	1	0	0
314	Latin America & Caribbean	Nicaragua	Survey	Encuesta Nicaraguense de Demografía y Salud 2011-2012	2012	1	1	1	0	0	0	0	0	0
315	Latin America & Caribbean	Nicaragua	Survey	Encuesta Nacional de Hogares sobre Medicion de Nivel de Vida 2014	2014	1	1	1	0	0	0	0	0	0
316	Latin America & Caribbean	Nicaragua	Survey	Sustainable Water Supply and Sanitation Project Impact Evaluation 2015-2016	2016	1	1	0	0	0	0	0	0	0
317	Latin America & Caribbean	Paraguay	Census	REPUBLICA DEL PARAGUAY DIRECCION GENERAL DE ESTADISTICA ENCUESTAS Y CENSOS	2002	0	1	1	0	0	0	0	1	0
318	Latin America & Caribbean	Paraguay	Survey	World Health Survey 2003	2003	1	0	1	1	1	1	1	0	0
319	Latin America & Caribbean	Paraguay	Survey	Encuesta Nacional de Demografía y Salud Sexual y Reproductiva 2008	2008	0	1	1	0	0	0	0	0	0

320	Latin America & Caribbean	Paraguay	Survey	Encuesta de Indicadores Múltiples por Conglomerados 2016	2016	1	1	1	0	0	0	0	0	0
321	Latin America & Caribbean	Paraguay	Survey	Global School Based Health Survey 2017	2017	0	0	0	0	0	1	1	0	0
322	Latin America & Caribbean	Peru	Survey	Global School Based Health Survey 2010	2010	0	0	0	0	0	1	1	0	0
323	Latin America & Caribbean	Peru	Survey	Encuesta Nacional de Uso del Tiempo 2010	2010	0	0	1	0	0	0	0	0	0
324	Latin America & Caribbean	Peru	Survey	Encuesta Nacional de Hogares sobre Condiciones e Vida y Pobreza 2016	2016	1	1	1	0	0	1	0	0	0
325	Latin America & Caribbean	Peru	Census	CENSOS NACIONALES 2017: XII DE POBLACIÓN, VII DE VIVIENDA Y III DE COMUNIDADES INDÍGENAS	2017	0	1	1	0	0	0	0	0	0
326	Latin America & Caribbean	Saint Lucia	Census	ORGANISATION OF EASTERN CARIBBEAN STATES POPULATION AND HOUSING CENSUS	2001	0	0	1	0	0	0	0	1	0
327	Latin America & Caribbean	Saint Lucia	Survey	Global School Based Health Survey 2006	2006	0	0	0	0	0	1	1	0	0
328	Latin America & Caribbean	Saint Lucia	Census	2010 Population and Housing Census	2010	0	0	1	0	0	0	0	1	0
329	Latin America & Caribbean	St Vincent & Grenadines	Survey	Global School Based health Survey 2006	2006	0	0	0	0	0	1	1	0	0
330	Latin America & Caribbean	Suriname	Survey	Global School Health Survey 2015	2015	0	0	0	0	0	1	1	0	0
331	Latin America & Caribbean	Suriname	Survey	Multiple Indicator Cluster Survey 2018	2018	1	1	1	0	0	0	0	0	0
332	Latin America & Caribbean	Uruguay	Survey	World Health Survey 2003	2003	1	0	1	1	1	1	1	0	0
333	Latin America & Caribbean	Uruguay	Survey	Global School-based Health Survey 2006	2006	0	0	0	0	0	1	1	0	0
334	Latin America & Caribbean	Uruguay	Survey	Encuesta de Indicadores Múltiples por Conglomerados 2013	2013	1	1	1	0	0	0	0	0	0
335	Latin America & Caribbean	Venezuela	Census	XIV Censo Nacional de Población y Vivienda	2001	1	1	1	0	0	0	0	0	0
336	Latin America & Caribbean	Venezuela	Census	Republica Bolivariana de Venezuela XIV Censo Nacional de Poblacion y Vivienda	2011	1	1	1	0	0	0	0	0	0
337	Middle East & North Africa	Algeria	Census	5 ème RECENSEMENT GENERAL DE LA POPULATION ET DE L'HABITAT - 2008	2008	0	0	1	0	0	0	0	0	0
338	Middle East & North Africa	Algeria	Survey	Global School-based Student Health Survey 2010	2010	0	0	0	0	0	1	1	0	0
339	Middle East & North Africa	Algeria	Survey	Multiple Indicator Cluster Survey 2012-2013	2013	1	1	1	0	0	0	0	0	0
340	Middle East & North Africa	Djibouti	Survey	Global School Based Health Survey 2006	2006	0	0	0	0	0	1	1	0	0
341	Middle East & North Africa	Djibouti	Census	2 ème RECENSEMENT GENERAL DE LA POPULATION ET DE L'HABITAT	2009	1	1	1	1	0	0	0	1	0
342	Middle East & North Africa	Djibouti	Survey	Etude sur l'Impact Socio-Economique du Khat a Djibouti 2010	2010	0	0	0	0	0	0	0	0	0
343	Middle East & North Africa	Egypt	Survey	Demographic and Health Survey 2005	2005	1	1	1	0	0	0	0	0	0
344	Middle East & North Africa	Egypt	Census	Population, Housing and Establishments Census 2006	2006	1	1	1	0	0	0	0	1	0
345	Middle East & North Africa	Egypt	Census	Census	2006	1	1	1	0	0	0	0	1	0
346	Middle East & North Africa	Egypt	Survey	Demographic and Health Survey 2008	2008	1	1	1	0	0	0	0	0	0

347	Middle East & North Africa	Egypt	Survey	Global School-based Student Health Survey 2011	2011	0	0	0	0	0	1	1	0	0
348	Middle East & North Africa	Egypt	Survey	Global School-based Student Health Survey 2011	2011	0	0	0	0	0	1	1	0	0
349	Middle East & North Africa	Egypt	Survey	Microentrepreneurs and Access to Finance in Menya 2011	2011	1	1	1	0	0	0	0	0	0
350	Middle East & North Africa	Egypt	Survey	Labor Market Panel Survey, ELMPS 2012	2012	1	1	1	0	0	0	0	0	0
351	Middle East & North Africa	Egypt	Survey	Demographic and Health Survey 2014	2014	1	1	1	0	0	0	0	0	0
352	Middle East & North Africa	Egypt	Survey	Survey of Young People 2014	2014	1	1	1	0	0	1	1	1	0
353	Middle East & North Africa	Egypt	Survey	Multiple Indicator Cluster Survey 2013-2014	2014	1	1	1	0	0	0	0	0	0
354	Middle East & North Africa	Iran	Census	The 2006 General Census of Population and Housing	2006	0	1	1	0	0	0	0	0	0
355	Middle East & North Africa	Iran	Census		2011	0	1	1	0	0	0	0	0	0
356	Middle East & North Africa	Iraq	Survey	Global School Based Health Survey 2012	2012	0	0	0	0	0	1	1	0	0
357	Middle East & North Africa	Iraq	Survey	Household Socioeconomic Survey 2012	2012	0	1	1	1	0	1	0	0	0
358	Middle East & North Africa	Iraq	Survey	Household Health Survey 2012-2013, Economic Research Forum (ERF) Harmonization Data	2013	0	1	1	1	0	1	0	0	0
359	Middle East & North Africa	Iraq	Survey	Multiple Indicator Cluster Survey 2018	2018	1	1	1	1	0	0	0	0	0
360	Middle East & North Africa	Jordan	Survey	Mortality and causes of death in Jordan 1995-96:	1996	0	0	0	1	1	0	0	0	0
361	Middle East & North Africa	Jordan	Census		2004	0	0	1	0	0	0	0	0	0
362	Middle East & North Africa	Jordan	Survey	Global School-based Health Survey 2007	2007	0	0	0	0	0	1	1	0	0
363	Middle East & North Africa	Jordan	Survey	Demographic and Health Survey 2007	2007	0	0	1	0	0	0	0	0	0
364	Middle East & North Africa	Jordan	Survey	Labor Market Panel Survey, 2010	2010	0	0	1	0	0	0	0	0	0
365	Middle East & North Africa	Jordan	Survey	Demographic and Health Survey 2012	2012	0	0	1	0	0	0	0	0	0
366	Middle East & North Africa	Jordan	Census	Population & Housing Census, 2015	2015	0	0	1	1	0	0	0	0	0
367	Middle East & North Africa	Jordan	Survey	Demographic and Health Survey 2017	2017	0	0	0	0	0	1	0	0	0
368	Middle East & North Africa	Jordan	Survey	Population and Family Health Survey 2017-2018	2018	0	0	0	0	0	0	0	0	0
369	Middle East & North Africa	Lebanon	Survey	Global School-based Student Health Survey 2005	2005	0	0	0	0	0	1	1	0	0
370	Middle East & North Africa	Lebanon	Survey	Global School Based health Survey 2016	2016	0	0	0	0	0	1	1	0	0
371	Middle East & North Africa	Libya	Survey	Global School-Based Health Survey 2007	2007	0	0	0	0	0	1	1	0	0
372	Middle East & North Africa	Morocco	Survey	World Health Survey 2003	2003	1	0	1	1	1	1	1	0	0
373	Middle East & North Africa	Morocco	Survey	Household and Youth Survey 2009-2010	2010	1	1	1	0	0	0	0	0	0
374	Middle East & North Africa	Morocco	Survey	Enquête Panel de Ménages 2011	2011	0	1	1	0	0	1	0	0	0
375	Middle East & North Africa	Morocco	Census	Recensement General de la Population et de l'habitat	2014	0	1	1	0	0	0	0	0	0
376	Middle East & North Africa	Morocco	Survey	Global School-based Student Health Survey 2016	2016	0	0	0	0	0	1	1	0	0
377	Middle East & North Africa	Palestine	Census	Population, Housing, and Establishment Census - 2007	2007	0	0	1	0	0	0	0	1	1

378	Middle East & North Africa	Palestine	Survey	Expenditure and Consumption Survey 2010	2010	0	0	1	0	0	0	0	1	1
379	Middle East & North Africa	Palestine	Survey	Family Survey 2010	2010	0	0	1	0	0	0	0	0	0
380	Middle East & North Africa	Palestine	Survey	Global School Based Health Survey 2010	2010	0	0	0	0	0	1	1	0	0
381	Middle East & North Africa	Palestine	Survey	Financial Literacy and Consumer Awareness Survey 2011	2011	0	0	1	0	0	0	0	0	0
382	Middle East & North Africa	Palestine	Survey	Economic and Social Conditions Survey 2013	2013	0	0	1	0	0	0	0	0	0
383	Middle East & North Africa	Palestine	Survey	Multiple Indicator Clustery Survey 2014	2014	0	0	1	0	0	0	0	0	0
384	Middle East & North Africa	Syria	Survey	Household Income and Expenditure Survey 2003	2003	1	1	1	0	0	0	0	0	0
385	Middle East & North Africa	Syria	Census	Population and Dwelling Census / Syria 2004	2004	0	0	0	0	0	0	0	1	0
386	Middle East & North Africa	Syria	Survey	Multiple Indicator Cluster Survey 2006	2006	1	1	1	0	0	0	0	0	0
387	Middle East & North Africa	Syria	Survey	Global School-based Student Health Survey 2010	2010	0	0	0	0	0	1	1	0	0
388	Middle East & North Africa	Tunisia	Survey	World Health Survey 2003	2003	1	0	1	1	1	1	1	0	0
389	Middle East & North Africa	Tunisia	Survey	Global School Based Health Survey 2008	2008	0	0	0	0	0	1	1	0	0
390	Middle East & North Africa	Tunisia	Survey	Enquête Nationale sur le Budget, la Consommation et le Niveau de Vie des Ménages 2010	2010	1	1	1	0	0	1	0	0	2
391	Middle East & North Africa	Tunisia	Survey	Enquête par Grappes à Indicateurs Multiples 2011 - 2012	2012	1	1	1	0	0	0	0	0	0
392	Middle East & North Africa	Tunisia	Survey	Enquête Nationale sur la Population et l'Emploi 2013	2013	1	1	1	0	0	0	0	0	0
393	Middle East & North Africa	Yemen	Census	The General Population and Housing Census Register	2004	0	0	1	1	0	0	0	1	0
394	Middle East & North Africa	Yemen	Survey	Household Budget Survey 2005-2006	2006	1	1	1	0	0	0	0	1	0
395	Middle East & North Africa	Yemen	Survey	Multiple Indicator Cluster Survey 2006	2006	1	1	1	0	0	0	0	0	0
396	Middle East & North Africa	Yemen	Survey	Comprehensive Food Security Survey 2009	2009	1	1	1	0	0	0	0	0	0
397	Middle East & North Africa	Yemen	Survey	DHS Survey 2013	2013	0	0	0	1	1	1	1	0	0
398	Middle East & North Africa	Yemen	Survey	Global School-Based Health Survey 2014	2014	0	0	0	0	0	1	1	0	0
399	South Asia	Afghanistan	Survey	Afghanistan Mortality Survey 2010	2010	0	0	0	1	1	1	1	0	0
400	South Asia	Afghanistan	Survey	Afghanistan Special Demographic and Health Survey 2010	2010	0	0	0	1	0	0	0	0	0
401	South Asia	Afghanistan	Census	ISLAMIC REPUBLIC OF AFGHANISTAN CENTRAL STATISTICS ORGANIZATION SOCIO-DEMOGRAPHIC & ECONOMIC SURVEY	2011	1	1	1	0	0	0	0	0	0
402	South Asia	Afghanistan	Survey	Multiple Indicator Cluster Survey 2010-2011	2011	1	1	1	0	0	0	0	0	0
403	South Asia	Afghanistan	Survey	National Risk and Vulnerability Survey 2011-2012	2012	1	1	1	0	0	0	0	0	0
404	South Asia	Afghanistan	Survey	Socio-Demographic and Economic Survey in Kabul 2013	2013	1	1	1	0	0	0	0	0	0

405	South Asia	Afghanistan	Survey	Global School-Based Health Survey 2014	2014	0	0	0	0	0	1	1	0	0
406	South Asia	Afghanistan	Survey	DHS Survey 2015	2015	1	1	1	0	0	0	0	0	0
407	South Asia	Afghanistan	Survey	Living Conditions Survey 2016-2017	2017	1	1	1	0	0	0	0	1	0
408	South Asia	Bangladesh	Survey	World Health Survey 2003	2003	1	0	1	1	1	1	1	0	0
409	South Asia	Bangladesh	Survey	DHS Survey 2007	2007	1	1	1	0	0	1	0	0	0
410	South Asia	Bangladesh	Census	Population and Housing Census 2011	2011	0	0	0	0	0	0	0	0	0
411	South Asia	Bangladesh	Survey	DHS Survey 2011	2011	1	1	1	1	1	0	0	0	0
412	South Asia	Bangladesh	Survey	Global-School Based Health Survey 2014	2014	0	0	0	0	0	1	0	0	0
413	South Asia	Bangladesh	Survey	DHS 2014	2014	1	1	1	0	0	0	0	0	0
414	South Asia	Bhutan	Survey	Household Income and Expenditure Survey 2000	2000	1	1	1	0	0	0	0	0	0
415	South Asia	Bhutan	Census	Population and Housing Census of Bhutan - 2005	2005	0	0	1	1	1	0	0	0	0
416	South Asia	Bhutan	Survey	Multiple Indicator Cluster Survey 2010	2010	1	1	1	0	0	0	0	0	0
417	South Asia	Bhutan	Survey	Global-School Based Health Survey 2016	2016	0	0	0	0	0	1	1	0	0
418	South Asia	India	Survey	India Sample Registration System - MDS/MINERVA	1998	0	0	0	1	1	0	0	0	0
419	South Asia	India	Survey	India Sample Registration System - MDS/MINERVA	1999	0	0	0	1	1	0	0	0	0
420	South Asia	India	Survey	India Sample Registration System - MDS/MINERVA	2000	0	0	0	1	1	0	0	0	0
421	South Asia	India	Survey	India Sample Registration System - MDS/MINERVA	2001	0	0	0	1	1	0	0	0	0
422	South Asia	India	Survey	India Sample Registration System - MDS/MINERVA	2002	0	0	0	1	1	0	0	0	0
423	South Asia	India	Survey	World Health Survey 2003	2003	1	0	1	1	1	1	1	0	0
424	South Asia	India	Survey	India Sample Registration System - MDS/MINERVA	2003	0	0	0	1	1	0	0	0	0
425	South Asia	India	Survey	India Sample Registration System - MDS/MINERVA	2004	0	0	0	1	1	0	0	0	0
426	South Asia	India	Survey	India Sample Registration System - MDS/MINERVA	2005	0	0	0	1	1	0	0	0	0
427	South Asia	India	Survey	India Sample Registration System - MDS/MINERVA	2006	0	0	0	1	1	0	0	0	0
428	South Asia	India	Survey	Global School-based Health Survey 2006	2007	0	0	0	0	0	1	1	0	0
429	South Asia	India	Survey	Study on Global Ageing and Adult Health 2007	2007	0	1	0	1	0	1	1	1	1
430	South Asia	India	Survey	India Sample Registration System - MDS/MINERVA	2007	0	0	0	1	1	0	0	0	0
431	South Asia	India	Survey	India Sample Registration System - MDS/MINERVA	2008	0	0	0	1	1	0	0	0	0
432	South Asia	India	Survey	India Sample Registration System - MDS/MINERVA	2009	0	0	0	1	1	0	0	0	0
433	South Asia	India	Survey	India Sample Registration System - MDS/MINERVA	2010	0	0	0	1	1	0	0	0	0
434	South Asia	India	Census	Census of India 2011	2011	1	1	1	0	0	0	0	0	0
435	South Asia	India	Survey	India Sample Registration System - MDS/MINERVA	2011	0	0	0	1	1	0	0	0	0

436	South Asia	India	Survey	National Sample Survey 2011-2012 (68th round)- Schedule 1.0 (Type 1)- Consumer Expenditure	2012	1	1	1	0	0	0	0	0	0
437	South Asia	India	Survey	National Sample Survey 2011-2012 (68th round)- Schedule 1.0 (Type 2)- Consumer Expenditure	2012	1	1	1	0	0	0	0	0	0
438	South Asia	India	Survey	India Sample Registration System - MDS/MINERVA	2012	0	0	0	1	1	0	0	0	0
439	South Asia	India	Survey	India Sample Registration System - MDS/MINERVA	2013	0	0	0	1	1	0	0	0	0
440	South Asia	India	Survey	India Sample Registration System - MDS/MINERVA	2014	0	0	0	1	1	0	0	0	0
441	South Asia	India	Survey	India Sample Registration System - MDS/MINERVA	2015	0	0	0	1	1	0	0	0	0
442	South Asia	India	Survey	National Family Health Survey 2015-2016	2016	1	1	1	0	0	0	0	0	0
443	South Asia	India	Survey	India Sample Registration System - MDS/MINERVA	2016	0	0	0	1	1	0	0	0	0
444	South Asia	India	Survey	India Sample Registration System - MDS/MINERVA	2017	0	0	0	1	1	0	0	0	0
445	South Asia	India	Survey	India Sample Registration System - MDS/MINERVA	2018	0	0	0	1	1	0	0	0	0
446	South Asia	India	Survey	India Sample Registration System - MDS/MINERVA	2019	0	0	0	1	1	0	0	0	0
447	South Asia	India	Survey	India Sample Registration System - MDS/MINERVA	2020	0	0	0	1	1	0	0	0	0
448	South Asia	Maldives	Survey	Vulnerability and Poverty Assessment Survey II 2004	2004	1	1	1	0	0	0	0	0	0
449	South Asia	Maldives	Census	Population and Housing Census 2006	2006	1	1	1	0	0	0	0	0	0
450	South Asia	Maldives	Survey	Global School-based Health Survey 2014	2009	0	0	0	0	0	1	1	0	0
451	South Asia	Maldives	Survey	Demographic and Health Survey 2009	2009	1	1	1	0	0	0	0	0	0
452	South Asia	Maldives	Survey	Household Income and Expenditure Survey 2009-2010	2010	1	1	1	0	0	0	0	0	0
453	South Asia	Maldives	Survey	Demographic and Health Survey 2016-17	2017	1	1	1	0	0	0	0	0	0
454	South Asia	Mauritius	Survey	World Health Survey 2003	2003	1	0	1	1	1	1	1	0	0
455	South Asia	Nepal	Survey	World Health Survey 2003	2003	1	0	1	1	1	1	1	0	0
456	South Asia	Nepal	Survey	Demographic and Health Survey 2006	2006	1	1	1	1	1	0	0	0	0
457	South Asia	Nepal	Census	NATIONAL POPULATION CENSUS 2011 - NEPAL	2011	1	1	1	0	0	0	0	0	0
458	South Asia	Nepal	Survey	Living Standards Survey 2010-2011	2011	1	1	1	0	0	1	0	0	0
459	South Asia	Nepal	Survey	Demographic and Health Survey 2011	2011	1	1	1	0	0	0	0	0	0
460	South Asia	Nepal	Survey	Livelihoods, Basic Services, Social Protection and Perceptions of the State in Conflict-affected Situations Household Survey 2012	2012	1	1	1	0	0	1	0	0	0
461	South Asia	Nepal	Survey	Multiple Indicator Cluster Survey 2014	2014	1	1	1	0	0	0	0	0	0
462	South Asia	Nepal	Survey	Annual Household Survey 2014-2015	2015	1	1	1	0	0	0	0	0	0
463	South Asia	Nepal	Survey	Global School based Health Survey 2015	2015	0	0	0	0	0	1	1	0	0

464	South Asia	Nepal	Survey	Demographic and Health Survey 2016	2016	1	1	1	1	1	0	0	0	0
465	South Asia	Nepal	Survey	Household Risk and Vulnerability Survey 2016	2016	1	1	1	0	0	0	0	0	0
466	South Asia	Nepal	Survey	Multi-tier Framework for Measuring Energy Access 2017	2017	1	1	1	0	0	0	0	0	0
467	South Asia	Pakistan	Survey	Integrated Household Survey 2001-2002	2002	1	1	1	0	0	0	0	0	0
468	South Asia	Pakistan	Survey	World Health Survey 2003	2003	1	0	1	1	1	1	1	0	0
469	South Asia	Pakistan	Survey	Time Use Survey 2007	2007	1	1	1	0	0	0	0	0	0
470	South Asia	Pakistan	Survey	Demographic and Health Survey 2006-07	2007	1	1	1	1	1	0	0	0	0
471	South Asia	Pakistan	Survey	DHS	2007	0	0	0	1	1	0	0	0	0
472	South Asia	Pakistan	Survey	Rapid Assessment Survey of the Benazir Income Support Program 2009	2009	1	1	1	0	0	0	0	0	0
473	South Asia	Pakistan	Survey	Household Integrated Economic Survey 2010-2011	2011	1	1	1	0	0	0	0	0	0
474	South Asia	Pakistan	Survey	Multiple Indicator Cluster Survey, Punjab 2011	2011	1	1	1	0	0	0	0	0	0
475	South Asia	Pakistan	Survey	Livelihoods, Basic Services, Social Protection and Perceptions of the State in Conflict-affected Situations Household Survey 2012	2012	1	1	1	0	0	0	0	0	0
476	South Asia	Pakistan	Survey	Demographic and Health Survey 2012-13	2013	1	1	1	0	0	0	0	0	0
477	South Asia	Pakistan	Survey	Social and Living Standards Measurement Survey 2013-2014	2014	1	1	1	0	0	0	0	0	0
478	South Asia	Pakistan	Survey	Global School-based Health Survey 2016	2016	0	0	0	0	0	1	1	0	0
479	South Asia	Pakistan	Survey	Demographic and Health Survey 2017-18	2018	1	1	1	0	0	0	0	0	0
480	South Asia	Sri Lanka	Survey	World Health Survey 2003	2003	1	0	1	1	1	1	1	0	0
481	South Asia	Sri Lanka	Survey	STEP Skills Measurement Household Survey 2012 (wave 10)	2012	1	1	1	0	0	0	0	0	0
482	South Asia	Sri Lanka	Survey	Global School-based Health Survey 2016	2016	0	0	0	0	0	1	1	0	0
483	South Asia	Sri Lanka	Survey	Household Income and Expenditure Survey 2016	2016	1	1	1	0	0	0	0	1	0
484	Sub-Saharan Africa	Angola	Survey	Global School-based Student Health Survey 2007	2007	0	0	0	0	0	1	1	0	0
485	Sub-Saharan Africa	Angola	Survey	Malaria Indicator Survey 2011	2011	1	1	1	0	0	0	0	0	0
486	Sub-Saharan Africa	Angola	Survey	Inquérito de Indicadores Múltiplos e de Saúde 2015-16	2016	1	1	1	0	0	1	0	0	0
487	Sub-Saharan Africa	Benin	Survey	Demographic and Health Survey 2006-2007	2006	1	1	1	0	0	0	0	0	0
488	Sub-Saharan Africa	Benin	Survey	Enquête Modulaire Intégrée sur les Conditions de Vie des ménages 2011	2011	1	1	1	0	0	0	0	0	0
489	Sub-Saharan Africa	Benin	Survey	Demographic and Health Survey 2011-2012	2012	1	1	1	0	0	0	0	0	0
490	Sub-Saharan Africa	Benin	Census	Fourth Population and Habitation Census	2013	1	1	1	0	0	0	0	0	0

491	Sub-Saharan Africa	Benin	Census	QUATRIEME RECENSEMENT GENERAL DE LA POPULATION ET DE L'HABITATION	2013	1	1	1	0	0	0	0	0	0
492	Sub-Saharan Africa	Benin	Survey	Global School-Based Health Survey 2016	2016	0	0	0	0	0	1	1	0	0
493	Sub-Saharan Africa	Benin	Survey	Enquête Démographique et de Santé 2017-2018	2018	1	1	1	1	0	1	0	0	0
494	Sub-Saharan Africa	Botswana	Survey	Global School-based Student Health Survey 2005	2005	0	0	0	0	0	1	1	0	0
495	Sub-Saharan Africa	Botswana	Survey	Southern Africa Consortium for Monitoring Educational Quality 2007	2007	1	1	1	0	0	0	0	0	0
496	Sub-Saharan Africa	Botswana	Survey	AIDS Impact Survey III 2008	2008	1	1	1	1	1	0	0	0	0
497	Sub-Saharan Africa	Botswana	Census	REPUBLIC OF BOTSWANA 2011 POPULATION AND HOUSING CENSUS	2011	1	1	1	0	0	0	0	0	0
498	Sub-Saharan Africa	Burkina Faso	Survey	World Health Survey 2003	2003	1	0	1	1	1	1	1	0	0
499	Sub-Saharan Africa	Burkina Faso	Census	Recensement general de la population et de l'habitation de 2006	2006	1	1	1	0	0	0	0	0	0
500	Sub-Saharan Africa	Burkina Faso	Census	Quatrieme Recensement General de la Population et de l'Habitation de Decembre 2006	2006	1	1	1	0	0	0	0	0	0
501	Sub-Saharan Africa	Burkina Faso	Survey	Enquête Démographique et de Santé et a Indicateurs Multiples 2010	2010	1	1	1	0	0	1	0	0	0
502	Sub-Saharan Africa	Burkina Faso	Survey	Enquête Multisectorielle Continue 2014	2014	1	1	1	1	0	1	0	0	0
503	Sub-Saharan Africa	Burkina Faso	Survey	Enquête sur les Indicateurs du Paludisme 2017-2018	2018	1	1	1	0	0	0	0	0	0
504	Sub-Saharan Africa	Burundi	Survey	Multiple Indicator Cluster Survey 2005	2005	1	1	1	0	0	0	0	0	0
505	Sub-Saharan Africa	Burundi	Census	RECENSEMENT GENERAL DE LA POPULATION ET DE L'HABITATION 2008	2008	1	1	1	0	0	0	0	1	0
506	Sub-Saharan Africa	Burundi	Survey	Demographic and Health Survey 2010	2010	1	1	1	0	0	0	0	0	0
507	Sub-Saharan Africa	Burundi	Survey	Enquete sur les conditions de vie des menages 2013	2013	1	1	1	0	0	1	0	0	0
508	Sub-Saharan Africa	Burundi	Survey	Demographic and Health Survey 2016-2017	2016	1	1	1	1	0	0	0	0	0
509	Sub-Saharan Africa	Burundi	Survey	Troisième Enquete Démographique et de Santé 2016-2017	2017	1	1	1	1	0	1	0	0	0
510	Sub-Saharan Africa	Cameroon	Survey	Third Cameroon Household Survey 2007	2007	1	1	1	0	0	0	0	0	0
511	Sub-Saharan Africa	Cameroon	Survey	Deuxieme Enquete sur l'Emploi et le Secteur Informel au Cameroun 2010	2010	1	1	1	0	0	0	0	0	0
512	Sub-Saharan Africa	Cameroon	Survey	Analyse Globale de la Securite Alimentaire et de la Vulnerabilite 2011	2011	1	1	1	0	0	0	0	0	0
513	Sub-Saharan Africa	Cameroon	Survey	Enquete Demographique et de Sante et a Indicateurs Multiples 2011	2011	1	1	1	0	0	0	0	1	0
514	Sub-Saharan Africa	Cameroon	Survey	Enquete par Grappes a Indicateurs Multiples 2014	2014	1	1	1	0	0	0	0	0	0
515	Sub-Saharan Africa	Cameroon	Survey	Demographic and Health Survey 2018	2018	1	1	1	1	0	0	0	0	0
516	Sub-Saharan Africa	Central African Republic	Survey	Central African Survey for the Monitoring and Evaluation of Well-being 2008	2008	1	1	1	0	0	0	0	0	0
517	Sub-Saharan Africa	Central African Republic	Survey	Enquete par Grappes a Indicateurs Multiples 2010	2010	1	1	1	0	0	0	0	0	0

518	Sub-Saharan Africa	Chad	Survey	World Health Survey 2003	2003	1	0	1	1	1	1	1	0	0
519	Sub-Saharan Africa	Chad	Survey	Global Food Security and Vulnerability Analysis 2009	2009	1	1	1	0	0	0	0	0	0
520	Sub-Saharan Africa	Chad	Census	DEUXIEME RECENSEMENT GENERAL DE LA POPULATION ET DE L'HABITAT (RGPH2) (Avril 2009)	2009	1	1	1	0	0	0	0	0	0
521	Sub-Saharan Africa	Chad	Survey	Enquete par Grappes a Indicateurs Multiples 2010	2010	1	1	1	0	0	1	0	0	0
522	Sub-Saharan Africa	Chad	Survey	Enquete Demographique et de Sante et a Indicateurs Multiples 2014-2015	2015	1	1	1	0	0	0	0	1	0
523	Sub-Saharan Africa	Comoros	Survey	World Health Survey 2003	2003	1	0	1	1	1	1	1	0	0
524	Sub-Saharan Africa	Comoros	Survey	Enquete Demographique et de Sante et a Indicateurs Multiples 2012	2012	1	1	1	0	0	1	0	0	0
525	Sub-Saharan Africa	Congo	Survey	Enquete Demographique et de Sante 2005	2005	1	1	1	0	0	0	0	0	0
526	Sub-Saharan Africa	Congo	Survey	Enquete Congolaise Aupres des Menages pour le Suivi et l'Evaluation de la Pauvrete 2	2011	1	1	1	0	0	1	0	0	0
527	Sub-Saharan Africa	Congo	Survey	Enquete Demographique et de Sante 2011-2012	2012	1	1	1	0	0	0	0	0	0
528	Sub-Saharan Africa	Congo	Survey	Enquete par Grappes a Indicateurs Multiples 2014-2015	2015	1	1	1	0	0	0	0	0	0
529	Sub-Saharan Africa	Cote d'Ivoire	Survey	World Health Survey 2003	2003	1	0	1	1	1	1	1	0	0
530	Sub-Saharan Africa	Cote d'Ivoire	Survey	Enquete Demographique et de Sante et a Indicateurs Multiples 2011-2012	2012	1	1	1	0	0	0	0	0	0
531	Sub-Saharan Africa	Cote d'Ivoire	Census	RECENSEMENT GÉNÉRAL DE LA POPULATION ET DE L'HABITAT	2014	1	1	1	0	0	0	0	0	0
532	Sub-Saharan Africa	D.R. Congo	Survey	World Health Survey 2003	2003	1	0	1	1	1	1	1	0	0
533	Sub-Saharan Africa	D.R. Congo	Survey	Enquete Demographique et de Sante 2007	2007	1	1	1	0	0	0	0	0	0
534	Sub-Saharan Africa	D.R. Congo	Survey	Global Food Security and Vulnerability Analysis 2008	2008	1	1	1	0	0	0	0	0	0
535	Sub-Saharan Africa	D.R. Congo	Survey	Enquete Par Grappes a Indicateurs Multiples 2010	2010	1	1	1	0	0	0	0	0	0
536	Sub-Saharan Africa	D.R. Congo	Survey	Enquete Demographique et de Sante 2013-2014	2014	1	1	1	0	0	1	0	0	0
537	Sub-Saharan Africa	Equatorial Guinea	Survey	Equatorial Guinea DHS 2011	2011	1	1	1	0	0	0	0	0	0
538	Sub-Saharan Africa	Equatorial Guinea	Census	Cuestionario IV Censo General de Población y Viviendas	2015	1	1	1	0	0	0	0	0	0
539	Sub-Saharan Africa	Eritrea	Census	Eritrea 1998 Population and Housing Census	1998	0	0	0	0	0	0	0	1	0
540	Sub-Saharan Africa	Eritrea	Survey	Eritrea DHS 2002	2002	1	1	1	1	0	0	0	0	0
541	Sub-Saharan Africa	Ethiopia	Survey	World Health Survey 2003	2003	1	0	1	1	1	1	1	0	0
542	Sub-Saharan Africa	Ethiopia	Survey	Demographic and Health Survey 2005	2005	1	1	1	0	0	0	0	0	0
543	Sub-Saharan Africa	Ethiopia	Survey	Global School-based Student Health Survey 2006	2006	0	0	0	0	0	1	1	0	0
544	Sub-Saharan Africa	Ethiopia	Census	Population and Housing Census of 2007	2007	0	0	0	0	0	0	0	1	1
545	Sub-Saharan Africa	Ethiopia	Survey	Global Fund Household Health Coverage Survey 2008	2008	1	1	1	0	0	1	0	0	0
546	Sub-Saharan Africa	Ethiopia	Survey	Demographic and Health Survey 2011	2011	1	1	1	0	0	0	0	0	0
547	Sub-Saharan Africa	Ethiopia	Survey	Welfare Monitoring Survey 2015	2015	1	1	1	0	0	1	0	0	0
548	Sub-Saharan Africa	Ethiopia	Survey	Demographic and Health Survey 2016	2016	1	1	1	1	1	1	1	0	0
549	Sub-Saharan Africa	Ethiopia	Survey	Socioeconomic Survey 2015-2016	2016	1	1	1	0	0	1	0	0	0

550	Sub-Saharan Africa	Gabon	Survey	Demographic Health Survey 2000	2000	1	1	1	0	0	0	0	0	0
551	Sub-Saharan Africa	Gabon	Survey	Gabonese Poverty Assessment and Monitoring Survey 2005	2005	1	1	1	0	0	0	0	0	0
552	Sub-Saharan Africa	Gabon	Survey	DHS Survey 2012	2012	1	1	1	0	0	0	0	0	0
553	Sub-Saharan Africa	Ghana	Survey	Comprehensive Welfare Indicator Questionnaire 2003	2003	1	1	1	0	0	1	1	0	0
554	Sub-Saharan Africa	Ghana	Survey	World Health Survey 2003	2003	1	0	1	1	1	1	1	0	0
555	Sub-Saharan Africa	Ghana	Survey	National Transport Household Survey 2007	2007	1	1	1	0	0	0	0	0	0
556	Sub-Saharan Africa	Ghana	Survey	Ghana Maternal Health Survey	2007	0	0	0	1	1	0	0	0	0
557	Sub-Saharan Africa	Ghana	Survey	Study on Global Ageing and Adult Health 2007-2008	2008	0	0	0	1	0	1	1	1	1
558	Sub-Saharan Africa	Ghana	Survey	Global School Based Health Survey 2008	2008	0	0	0	0	0	1	1	0	0
559	Sub-Saharan Africa	Ghana	Survey	Comprehensive Food Security and Vulnerability Assessment 2008	2008	1	1	1	0	0	0	0	0	0
560	Sub-Saharan Africa	Ghana	Census	2010 Population and Housing Census	2010	0	0	0	1	0	0	0	0	0
561	Sub-Saharan Africa	Ghana	Survey	Socioeconomic Panel Survey 2009-2010	2010	1	1	1	0	0	1	0	0	0
562	Sub-Saharan Africa	Ghana	Survey	Multiple Indicator Cluster Survey 2011	2011	1	1	1	0	0	0	0	0	0
563	Sub-Saharan Africa	Ghana	Survey	Living Standards Survey VI 2012-2013	2013	1	1	1	0	0	1	0	0	0
564	Sub-Saharan Africa	Ghana	Survey	Demographic and Health Survey 2014	2014	1	1	1	0	0	1	0	0	0
565	Sub-Saharan Africa	Ghana	Survey	Malaria Indicator Survey 2016	2016	1	1	1	0	0	0	0	0	0
566	Sub-Saharan Africa	Ghana	Survey	Maternal Health Survey 2017	2017	1	1	1	1	1	1	1	0	0
567	Sub-Saharan Africa	Guinea	Survey	Enquete Demographique et de Sante et a Indicateurs Multiples 2005	2005	1	1	1	0	0	0	0	0	0
568	Sub-Saharan Africa	Guinea	Survey	Enquete Demographique et de Sante et a Indicateurs Multiples 2012	2012	1	1	1	0	0	0	0	0	0
569	Sub-Saharan Africa	Guinea	Survey	Enquete Legere pour l'Evaluation de la Pauvrete 2012	2012	1	1	1	0	0	1	0	0	0
570	Sub-Saharan Africa	Guinea	Survey	Enquete par Grappes a Indicateurs Multiples 2016	2016	1	1	1	0	0	1	1	0	0
571	Sub-Saharan Africa	Guinea	Survey	Enquete Demographique et de Sante 2018	2018	1	1	1	0	0	1	0	0	0
572	Sub-Saharan Africa	Guinea-Bissau	Survey	Multiple Indicator Cluster Survey 2006	2006	1	1	1	0	0	0	0	0	0
573	Sub-Saharan Africa	Guinea-Bissau	Census	IIIO RECENSEAMENTO GERAL DA POPULAÇÃO E HABITAÇÃO	2009	1	1	1	0	0	0	0	0	0
574	Sub-Saharan Africa	Guinea-Bissau	Survey	Inquerito Ligeiro para a Avaliacao da Pobreza 2010	2010	1	1	1	0	0	1	0	0	0
575	Sub-Saharan Africa	Guinea-Bissau	Survey	Inquerito aos Indicadores Multiples 2014	2014	1	1	1	0	0	0	0	0	0
576	Sub-Saharan Africa	Kenya	Survey	World Health Survey 2003	2003	1	0	1	1	1	1	1	0	0
577	Sub-Saharan Africa	Kenya	Survey	National Survey for Persons with Disabilities 2007	2007	0	0	0	0	0	1	0	0	0
578	Sub-Saharan Africa	Kenya	Survey	National Health Account 2007-2008	2008	1	1	1	0	0	1	0	0	0
579	Sub-Saharan Africa	Kenya	Census	2009 Kenya Population and Housing Census	2009	1	1	1	0	0	0	0	0	0
580	Sub-Saharan Africa	Kenya	Census	Republic of Kenya Population and Housing Census – 24th/25th August 2009	2009	1	1	1	0	0	0	0	0	0
581	Sub-Saharan Africa	Kenya	Survey	Central Kenya Dry Area Smallholder and Community Services Development Project 2010	2010	1	1	1	1	0	0	0	0	0

582	Sub-Saharan Africa	Kenya	Survey	Violence Against Children Study 2010	2010	1	1	1	0	0	0	0	0	0
583	Sub-Saharan Africa	Kenya	Survey	Urban Reproductive Health Initiative 2010	2010	1	1	1	0	0	0	0	0	0
584	Sub-Saharan Africa	Kenya	Survey	STEP Skills Measurement Household Survey 2013	2013	1	1	1	0	0	1	0	0	0
585	Sub-Saharan Africa	Kenya	Survey	AIDS Indicator Survey 2012-2013	2013	1	1	1	0	0	0	0	0	0
586	Sub-Saharan Africa	Kenya	Survey	National Housing Survey 2012-2013	2013	0	0	1	0	0	0	0	0	0
587	Sub-Saharan Africa	Kenya	Survey	Demographic and Health Survey 2014	2014	1	1	1	0	0	1	1	0	0
588	Sub-Saharan Africa	Kenya	Survey	Multiple Indicator Cluster Survey 2013-2014	2014	1	1	1	0	0	0	0	0	0
589	Sub-Saharan Africa	Kenya	Survey	Stepwise Survey for Non Communicable Diseases Risk Factors 2015	2015	1	1	1	0	0	1	1	0	0
590	Sub-Saharan Africa	Kenya	Survey	Malaria Indicator Survey 2015	2015	1	1	1	0	0	0	0	0	0
591	Sub-Saharan Africa	Kenya	Survey	Integrated Household Budget Survey 2015-2016	2016	0	0	0	1	0	0	0	0	0
592	Sub-Saharan Africa	Kenya	Census	2019 Kenya Population and Housing Census	2019	1	1	1	1	0	0	0	0	0
593	Sub-Saharan Africa	Kenya	Census	2019 Kenya Population and Housing Census	2019	1	1	1	0	0	0	0	0	0
594	Sub-Saharan Africa	Lesotho	Census	2006 POPULATION AND HOUSING CENSUS OF THE KINGDOM OF LESOTHO	2006	0	0	1	1	0	0	0	1	1
595	Sub-Saharan Africa	Lesotho	Survey	Southern Africa Consortium for Monitoring Educational Quality 2007	2007	1	1	1	0	0	0	0	0	0
596	Sub-Saharan Africa	Lesotho	Survey	Integrated Labour Force Survey 2008	2008	0	0	1	0	0	0	0	0	0
597	Sub-Saharan Africa	Lesotho	Survey	Demographic and Health Survey 2009	2009	1	1	1	0	0	0	0	0	0
598	Sub-Saharan Africa	Lesotho	Survey	Demographic and Health Survey 2014	2014	1	1	1	0	0	0	0	0	0
599	Sub-Saharan Africa	Lesotho	Census	2016 POPULATION AND HOUSING CENSUS, 10TH APRIL 2016	2016	0	0	1	0	0	0	0	1	1
600	Sub-Saharan Africa	Lesotho	Survey	Household Energy Consumption Survey 2017, Phase 2	2017	1	1	1	0	0	0	0	0	0
601	Sub-Saharan Africa	Lesotho	Survey	Continuous Multipurpose Household Survey/Household Budget Survey 2017-2018	2018	1	1	1	0	0	1	0	0	0
602	Sub-Saharan Africa	Liberia	Census		2008	0	1	1	0	0	0	0	0	0
603	Sub-Saharan Africa	Liberia	Survey	Core Welfare Indicators Questionnaire Survey 2010	2010	1	1	1	0	0	1	0	0	0
604	Sub-Saharan Africa	Liberia	Survey	Labor Force Survey 2010	2010	0	0	0	0	0	1	0	1	0
605	Sub-Saharan Africa	Liberia	Survey	Demographic and Health Survey 2013	2013	1	1	1	0	0	1	0	0	0
606	Sub-Saharan Africa	Liberia	Survey	Household Income and Expenditure Survey 2016	2016	1	1	1	0	0	0	0	0	0
607	Sub-Saharan Africa	Liberia	Survey	Malaria Indicator Survey 2016	2016	1	1	1	0	0	0	0	0	0
608	Sub-Saharan Africa	Liberia	Survey	Global School Based Health Survey 2017	2017	0	0	0	0	0	1	1	0	0
609	Sub-Saharan Africa	Madagascar	Survey	Comprehensive Food Security and Vulnerability Analysis 2005	2005	1	1	1	0	0	0	0	0	0
610	Sub-Saharan Africa	Madagascar	Survey	DHS 2008	2008	1	1	1	0	0	1	0	0	0
611	Sub-Saharan Africa	Madagascar	Survey	Enquête Périodique auprès des Ménages 2010	2010	1	0	0	0	0	0	0	0	0
612	Sub-Saharan Africa	Madagascar	Survey	Enquête par Grappes à Indicateurs Multiples 2012, Sud	2012	1	1	1	0	0	0	0	0	0

613	Sub-Saharan Africa	Madagascar	Survey	Enquête Nationale sur le Suivi des Objectifs du Millénaire pour le Développement 2012-2013	2013	1	1	0	0	0	0	0	1	0
614	Sub-Saharan Africa	Madagascar	Survey	Nationwide evaluation of malaria infections, morbidity, mortality, and coverage of malaria control interventions in Madagascar	2013	0	0	0	1	1	0	0	0	0
615	Sub-Saharan Africa	Madagascar	Survey	Enquête sur les Indicateurs du Paludisme 2016	2016	1	1	1	0	0	0	0	0	0
616	Sub-Saharan Africa	Madagascar	Survey	Multiple Indicator Cluster Survey 2018	2018	0	0	0	1	0	0	0	0	0
617	Sub-Saharan Africa	Malawi	Survey	World Health Survey 2003	2003	1	0	1	1	1	1	1	0	0
618	Sub-Saharan Africa	Malawi	Survey	Multiple Indicator Cluster Survey 2006	2006	1	1	1	0	0	0	0	0	0
619	Sub-Saharan Africa	Malawi	Survey	Southern Africa Consortium for Monitoring Educational Quality 2007	2007	1	1	1	0	0	0	0	0	0
620	Sub-Saharan Africa	Malawi	Census	2008 Population and Housing Census Questionnaire	2008	1	1	1	1	0	0	0	1	0
621	Sub-Saharan Africa	Malawi	Survey	Global School Based Health Survey 2008	2008	0	0	0	0	0	1	1	0	0
622	Sub-Saharan Africa	Malawi	Survey	Comprehensive Food Security and Vulnerability Analysis 2009	2009	1	1	1	0	0	0	0	0	0
623	Sub-Saharan Africa	Malawi	Survey	Schooling, Income, and Health Risk Impact Evaluation Household Survey 2010, Round 3 (Midline)	2010	1	1	1	1	0	0	0	0	0
624	Sub-Saharan Africa	Malawi	Survey	Demographic and Health Survey 2010	2010	1	1	1	0	0	0	0	0	0
625	Sub-Saharan Africa	Malawi	Survey	Welfare Monitoring Survey 2011	2011	1	1	1	0	0	0	0	1	0
626	Sub-Saharan Africa	Malawi	Survey	Conservation Agriculture 2009-2011	2011	1	1	1	0	0	0	0	0	0
627	Sub-Saharan Africa	Malawi	Survey	MDG Endline Survey 2013-2014	2014	1	1	1	0	0	0	0	0	0
628	Sub-Saharan Africa	Malawi	Survey	Demographic and Health Survey 2015-2016	2016	1	1	1	0	0	1	0	0	0
629	Sub-Saharan Africa	Malawi	Survey	Malaria Indicator Survey 2017	2017	1	1	1	0	0	0	0	0	0
630	Sub-Saharan Africa	Malawi	Survey	Fourth Integrated Household Survey 2016-2017	2017	1	1	1	1	1	1	0	0	0
631	Sub-Saharan Africa	Malawi	Census	2018 Malawi Population and Housing Census	2018	1	1	1	1	0	0	0	1	0
632	Sub-Saharan Africa	Mali	Survey	World Health Survey 2003	2003	1	0	1	1	1	1	1	0	0
633	Sub-Saharan Africa	Mali	Survey	Enquête Démographique et de Santé 2006	2006	1	1	1	0	0	0	0	0	0
634	Sub-Saharan Africa	Mali	Survey	Enquête en Grappe a Indicateurs Multiples et de Dépenses des Ménages 2009	2009	1	1	1	0	0	0	0	0	0
635	Sub-Saharan Africa	Mali	Survey	Enquête Démographique et de Santé 2012	2012	1	1	1	0	0	0	0	0	0
636	Sub-Saharan Africa	Mali	Survey	Enquête sur les Indicateurs du Paludisme 2015	2015	1	1	1	0	0	0	0	0	0
637	Sub-Saharan Africa	Mali	Survey	Enquête Modulaire et Permanente Auprès des Ménages 2015	2015	0	0	0	0	0	0	0	0	0
638	Sub-Saharan Africa	Mali	Survey	Enquête Agricole de Conjoncture Intégrée aux Conditions de Vie des Ménages 2017	2017	0	0	0	0	0	0	0	0	0
639	Sub-Saharan Africa	Mali	Survey	Enquête Démographique et de Santé 2018	2018	1	1	1	1	0	0	0	0	0
640	Sub-Saharan Africa	Mauritania	Survey	World Health Survey 2003	2003	1	0	1	1	1	1	1	0	0
641	Sub-Saharan Africa	Mauritania	Survey	Global School Based Health Survey 2010	2010	0	0	0	0	0	1	1	0	0

642	Sub-Saharan Africa	Mauritania	Census	Quatrième Recensement Général de la Population et de l'Habitat	2013	1	1	1	0	0	0	0	1	0
643	Sub-Saharan Africa	Mauritania	Survey	Enquête Permanente sur les Conditions de Vie des ménages 2014	2014	1	1	1	0	0	1	0	0	0
644	Sub-Saharan Africa	Mauritania	Survey	Enquête par Grappes à Indicateurs Multiples 2015	2015	1	1	1	0	0	0	0	0	0
645	Sub-Saharan Africa	Mozambique	Survey	Southern Africa consortium for Monitoring Educational Quality 2007	2007	1	1	1	0	0	0	0	0	0
646	Sub-Saharan Africa	Mozambique	Census	III Recenseamento Geral da População e Habitação	2007	1	1	1	0	0	0	0	1	1
647	Sub-Saharan Africa	Mozambique	Survey	Multiple Indicator Cluster Survey 2008	2008	1	1	1	0	0	0	0	0	0
648	Sub-Saharan Africa	Mozambique	Survey	Inquérito Demográfico e de Saúde 2011	2011	1	1	1	0	0	0	0	0	0
649	Sub-Saharan Africa	Mozambique	Survey	Inquérito de Indicadores de Imunização, Malária e HIV/SIDA 2015	2015	1	1	1	0	0	0	0	0	0
650	Sub-Saharan Africa	Mozambique	Survey	Inquérito sobre Orcamento Familiar 2014-2015	2015	0	0	0	0	0	0	0	0	0
651	Sub-Saharan Africa	Mozambique	Survey	Global School Based Health Survey 2015	2015	0	0	0	0	0	1	1	0	0
652	Sub-Saharan Africa	Mozambique	Survey	Inquérito Nacional sobre Indicadores de Malária 2018	2018	1	1	1	0	0	0	0	0	0
653	Sub-Saharan Africa	Namibia	Survey	World Health Survey 2003	2003	1	0	1	1	1	1	1	0	0
654	Sub-Saharan Africa	Namibia	Survey	Southern Africa Consortium for Monitoring Educational Quality 2007	2007	1	1	1	0	0	0	0	0	0
655	Sub-Saharan Africa	Namibia	Survey	Demographic and Health Survey 2006-07	2007	1	1	1	0	0	0	0	0	0
656	Sub-Saharan Africa	Namibia	Census	2011 NAMIBIA POPULATION AND HOUSING CENSUS	2011	1	1	1	1	0	0	0	0	0
657	Sub-Saharan Africa	Namibia	Survey	Demographic and Health Survey 2013	2013	1	1	1	0	0	1	1	0	0
658	Sub-Saharan Africa	Namibia	Survey	Global School-based Student Health Survey 2013	2013	0	0	0	0	0	1	1	0	0
659	Sub-Saharan Africa	Namibia	Survey	Household Income and Expenditure Survey 2015-2016	2016	1	1	1	0	0	0	0	0	0
660	Sub-Saharan Africa	Niger	Survey	National Survey on Household Living Conditions 2005	2005	1	1	1	0	0	0	0	0	0
661	Sub-Saharan Africa	Niger	Survey	Enquête Démographique et de Santé et à Indicateurs Multiples 2006	2006	1	1	1	0	0	0	0	0	0
662	Sub-Saharan Africa	Niger	Survey	Enquête Démographique et de Santé et à Indicateurs Multiples 2012	2012	1	1	1	0	0	0	0	0	0
663	Sub-Saharan Africa	Niger	Survey	National Survey on Household Living Conditions and Agriculture 2014	2014	1	1	1	1	0	1	0	0	0
664	Sub-Saharan Africa	Nigeria	Survey	Living Standards Survey 2003	2003	1	1	1	0	0	1	0	0	0
665	Sub-Saharan Africa	Nigeria	Survey	Food Security and Nutrition Survey 2001-2003	2003	0	0	0	0	0	0	0	0	0
666	Sub-Saharan Africa	Nigeria	Survey	Core Welfare Indicators Questionnaire 2006	2006	1	1	1	0	0	1	0	0	0
667	Sub-Saharan Africa	Nigeria	Census	2006 Population and Housing Census	2006	1	1	1	0	0	0	0	0	0
668	Sub-Saharan Africa	Nigeria	Survey	Demographic and Health Survey 2008	2008	1	1	1	1	0	0	0	0	0
669	Sub-Saharan Africa	Nigeria	Survey	General Household Survey 2009	2009	0	0	0	1	0	1	0	0	0
670	Sub-Saharan Africa	Nigeria	Survey	Harmonised Nigeria Living Standards Survey 2009	2009	1	1	1	0	0	1	0	0	0
671	Sub-Saharan Africa	Nigeria	Survey	General Household Survey 2010 - IPUMS Subset	2010	1	1	1	1	0	1	0	0	0
672	Sub-Saharan Africa	Nigeria	Survey	Demographic and Health Survey 2013	2013	1	1	1	1	0	0	0	0	0

673	Sub-Saharan Africa	Nigeria	Survey	Malaria Indicator Survey 2015	2015	1	1	1	0	0	0	0	0	0
674	Sub-Saharan Africa	Nigeria	Survey	Multiple Indicator Cluster Survey 2016-2017	2017	1	1	1	0	0	0	0	0	0
675	Sub-Saharan Africa	Nigeria	Survey	Global Financial Inclusion (Global Findex) Database 2017	2017	0	0	0	0	0	0	0	0	0
676	Sub-Saharan Africa	Nigeria	Survey	Demographic and Health Survey 2018	2018	1	1	1	1	0	0	0	0	0
677	Sub-Saharan Africa	Nigeria	Survey	General Household Survey, Panel 2018-2019	2019	0	0	0	0	0	1	0	0	0
678	Sub-Saharan Africa	Rwanda	Survey	Enquête sur les Indicateurs de Base du Bien-être 2003	2003	0	0	0	0	0	0	0	0	0
679	Sub-Saharan Africa	Rwanda	Survey	National Child Labour Survey 2008	2008	1	1	1	0	0	0	0	0	0
680	Sub-Saharan Africa	Rwanda	Survey	Interim Demographic and Health Survey 2007-2008	2008	1	1	1	0	0	0	0	0	0
681	Sub-Saharan Africa	Rwanda	Survey	Land Tenure Regularization Pilot Impact Evaluation 2010	2010	1	0	0	0	0	0	0	0	0
682	Sub-Saharan Africa	Rwanda	Survey	Demographic and Health Survey 2010	2010	1	1	1	0	0	1	0	0	0
683	Sub-Saharan Africa	Rwanda	Survey	Estimating the Size of Populations through a Household Survey 2011	2011	1	1	1	0	0	0	0	0	0
684	Sub-Saharan Africa	Rwanda	Census	GENERAL POPULATION AND HOUSING CENSUS	2012	1	1	1	1	0	0	0	1	0
685	Sub-Saharan Africa	Rwanda	Survey	Rwanda Community Performance-Based Financing Impact Evaluation 2013	2013	1	1	1	1	0	1	0	0	0
686	Sub-Saharan Africa	Rwanda	Survey	Integrated Household Living Conditions Survey 2013 -2014	2014	1	1	1	0	0	1	0	1	0
687	Sub-Saharan Africa	Rwanda	Survey	Comprehensive Food Security and Vulnerability Analysis 2015	2015	1	0	1	0	0	0	0	0	0
688	Sub-Saharan Africa	Rwanda	Survey	Demographic and Health Survey 2014 - 2015	2015	1	1	1	0	0	0	0	0	0
689	Sub-Saharan Africa	Rwanda	Survey	FinScope Survey 2016	2016	1	0	1	0	0	0	0	0	0
690	Sub-Saharan Africa	Rwanda	Survey	Malaria Indicator Survey 2017	2017	1	1	1	0	0	0	0	0	0
691	Sub-Saharan Africa	Rwanda	Survey	Labor Force Survey 2018	2018	1	1	1	0	0	0	0	0	0
692	Sub-Saharan Africa	Sao Tome & Principe	Survey	Household Living Conditions Survey 2000-2001	2001	1	1	1	0	0	0	0	0	0
693	Sub-Saharan Africa	Sao Tome & Principe	Survey	Analyse Compréhensive de la Sécurité Alimentaire et de la Vulnérabilité 2007	2007	1	1	1	0	0	0	0	0	0
694	Sub-Saharan Africa	Sao Tome & Principe	Survey	Demographic and Health Survey 2008-2009	2009	1	1	1	0	0	0	0	0	0
695	Sub-Saharan Africa	Sao Tome & Principe	Survey	Family Budget Survey 2010	2010	1	1	1	0	0	1	1	0	0
696	Sub-Saharan Africa	Sao Tome & Principe	Survey	Multiple Indicator Cluster Survey 2014	2014	1	1	1	0	0	0	0	0	0
697	Sub-Saharan Africa	Sao Tome & Principe	Survey	Multi-Tier Framework for Measuring Energy Access 2018	2018	1	1	1	0	0	0	0	0	0
698	Sub-Saharan Africa	Senegal	Census	RECENSEMENT GENERAL DE LA POPULATION ET DE L'HABITAT, DE L'AGRICULTURE ET DE L'ELEVAGE	2002	1	1	1	0	0	0	0	0	0
699	Sub-Saharan Africa	Senegal	Survey	World Health Survey 2003	2003	1	0	1	1	1	1	1	0	0
700	Sub-Saharan Africa	Senegal	Survey	Enquête Démographique et de Santé à Indicateurs Multiples 2005	2005	1	1	1	0	0	0	0	0	0

701	Sub-Saharan Africa	Senegal	Survey	Analyse Globale de la Vulnérabilité, de la Sécurité Alimentaire et de la Nutrition 2010	2010	1	1	1	0	0	0	0	0	0
702	Sub-Saharan Africa	Senegal	Survey	Enquête Démographique et de Santé à Indicateurs Multiples 2010-2011	2011	0	0	0	0	0	1	0	0	0
703	Sub-Saharan Africa	Senegal	Survey	Enquête de Suivi de la Pauvreté au Sénégal 2011	2011	1	1	1	0	0	1	0	0	0
704	Sub-Saharan Africa	Senegal	Survey	Enquête Nationale sur les Facteurs de Risque des Maladies Non Transmissibles 2015	2015	0	0	0	0	0	0	0	0	0
705	Sub-Saharan Africa	Senegal	Survey	Enquête Démographique et de Santé Continue 2017	2017	0	0	0	0	0	1	0	0	0
706	Sub-Saharan Africa	Sierra Leone	Census	SIERRA LEONE 2004 POPULATION AND HOUSING CENSUS	2004	1	1	1	0	0	0	0	1	1
707	Sub-Saharan Africa	Sierra Leone	Survey	Core Welfare Indicators Questionnaire 2007	2007	1	1	1	0	0	0	0	0	0
708	Sub-Saharan Africa	Sierra Leone	Survey	Demographic and Health Survey 2008	2008	1	1	1	0	0	0	0	0	0
709	Sub-Saharan Africa	Sierra Leone	Survey	Comprehensive Food Security and Vulnerability Analysis 2010	2010	1	1	1	0	0	0	0	0	0
710	Sub-Saharan Africa	Sierra Leone	Survey	Multiple Indicator Cluster Survey 2010	2010	1	1	1	0	0	0	0	0	0
711	Sub-Saharan Africa	Sierra Leone	Survey	Integrated Household Survey 2011	2011	1	1	1	0	0	0	0	1	1
712	Sub-Saharan Africa	Sierra Leone	Survey	Demographic and Health Survey 2013	2013	1	1	1	0	0	0	0	0	0
713	Sub-Saharan Africa	Sierra Leone	Survey	Labor Force Survey 2014	2014	0	0	0	0	0	1	0	1	1
714	Sub-Saharan Africa	Sierra Leone	Census	SIERRA LEONE 2015 POPULATION AND HOUSING CENSUS	2015	1	1	1	0	0	0	0	0	0
715	Sub-Saharan Africa	Sierra Leone	Survey	Malaria Indicator Survey 2016	2016	1	1	1	0	0	0	0	0	0
716	Sub-Saharan Africa	Sierra Leone	Survey	Demographic and Health Survey 2019	2019	1	1	1	1	0	0	0	0	0
717	Sub-Saharan Africa	Somalia	Survey	Multiple Indicator Cluster Survey 2011	2011	1	1	1	0	0	0	0	0	0
718	Sub-Saharan Africa	Somalia	Survey	Population Estimation Survey of Somalia 2014	2014	0	0	1	0	0	0	0	0	0
719	Sub-Saharan Africa	South Africa	Census	CENSUS 2001	2001	0	0	0	1	0	0	0	0	0
720	Sub-Saharan Africa	South Africa	Survey	World Health Survey 2003	2003	1	0	1	1	1	1	1	0	0
721	Sub-Saharan Africa	South Africa	Survey	Southern Africa Consortium for Monitoring Educational Quality 2007	2007	1	1	1	0	0	0	0	0	0
722	Sub-Saharan Africa	South Africa	Inter-censal survey	Community Survey 2007	2007	0	0	0	1	0	0	0	0	0
723	Sub-Saharan Africa	South Africa	Survey	Study on Global Ageing and Adult Health 2007-2008	2008	1	1	0	1	0	1	1	1	1
724	Sub-Saharan Africa	South Africa	Survey	Marriages and Divorces 2010	2010	0	0	0	0	0	0	0	0	0
725	Sub-Saharan Africa	South Africa	Survey	Income and Expenditure Survey 2010-2011	2011	0	1	1	0	0	0	0	0	0
726	Sub-Saharan Africa	South Africa	Census	Census 2011	2011	0	0	1	1	0	0	0	0	0
727	Sub-Saharan Africa	South Africa	Survey	Post Apartheid Labour Market Series 1994-2012	2012	0	0	0	0	0	0	0	0	0
728	Sub-Saharan Africa	South Africa	Survey	Living Conditions Survey 2014-2015	2015	1	1	1	0	0	1	1	0	0
729	Sub-Saharan Africa	South Africa	Survey	National Income Dynamics Study 2014-2015	2015	1	1	1	1	0	0	0	0	0
730	Sub-Saharan Africa	South Africa	Survey	Victims of Crime Survey 2014-2015	2015	0	0	1	0	0	1	0	0	0
731	Sub-Saharan Africa	South Africa	Survey	Community Survey 2016	2016	0	0	1	0	0	0	0	0	0
732	Sub-Saharan Africa	South Africa	Survey	Demographic and Health Survey 2016	2016	1	1	1	1	0	0	0	0	0
733	Sub-Saharan Africa	South Africa	Survey	Domestic Tourism Survey 2016	2016	0	0	1	0	0	0	0	0	0
734	Sub-Saharan Africa	South Africa	Survey	General Household Survey 2018	2018	0	0	1	0	0	1	1	0	0
735	Sub-Saharan Africa	South Sudan	Census	5th Sudan Population and Housing Census 2008- IPUMS Subset	2008	1	1	1	1	0	0	0	0	0

736	Sub-Saharan Africa	South Sudan	Census	REPUBLIC OF THE SUDAN NATIONAL POPULATION CENSUS COUNCIL	2008	1	1	1	1	0	0	0	0	0
737	Sub-Saharan Africa	South Sudan	Survey	National Baseline Household Survey 2009	2009	1	1	1	0	0	0	0	0	0
738	Sub-Saharan Africa	South Sudan	Survey	Adolescent Girls Initiative Impact Evaluation 2010	2010	1	1	0	0	0	0	0	0	0
739	Sub-Saharan Africa	South Sudan	Survey	Household Health Survey 2010	2010	1	1	1	0	0	0	0	0	0
740	Sub-Saharan Africa	South Sudan	Survey	Crisis Recovery Survey 2017	2017	1	1	1	0	0	0	0	0	0
741	Sub-Saharan Africa	Sudan	Census	REPUBLIC OF THE SUDAN NATIONAL POPULATION CENSUS COUNCIL	2008	1	1	1	1	0	0	0	0	0
742	Sub-Saharan Africa	Sudan	Survey	National Baseline Household Survey 2009	2009	1	1	1	0	0	0	0	0	0
743	Sub-Saharan Africa	Sudan	Survey	Multiple Indicator Cluster Survey 2014	2014	1	1	1	0	0	0	0	0	0
744	Sub-Saharan Africa	Swaziland	Survey	World Health Survey 2003	2003	1	0	1	1	1	1	1	0	0
745	Sub-Saharan Africa	Swaziland	Survey	Eswatini DHS 2006	2006	1	1	1	1	0	0	0	0	0
746	Sub-Saharan Africa	Swaziland	Census	2007 POPULATION AND HOUSING CENSUS	2007	1	1	1	0	0	0	0	1	0
747	Sub-Saharan Africa	Tanzania	Survey	Validity of verbal autopsy procedures for determining cause of death in Tanzania	2003	0	0	0	1	0	0	0	0	0
748	Sub-Saharan Africa	Tanzania	Survey	Southern Africa Consortium for Monitoring Educational Quality 2007	2007	1	1	1	0	0	0	0	0	0
749	Sub-Saharan Africa	Tanzania	Survey	Disability Survey Report 2008	2008	1	1	1	0	0	1	0	0	0
750	Sub-Saharan Africa	Tanzania	Survey	Comprehensive Food Security and Vulnerability Analysis 2009-2010	2010	1	0	1	0	0	1	0	0	0
751	Sub-Saharan Africa	Tanzania	Survey	Kagera Health and Development Survey 2010 wave 6	2010	1	1	1	0	0	1	0	0	0
752	Sub-Saharan Africa	Tanzania	Survey	Demographic and Health Survey 2010	2010	1	1	1	0	0	0	0	0	0
753	Sub-Saharan Africa	Tanzania	Survey	Electricity Transmission and Distribution Systems Rehabilitation & Extension 2011	2011	1	1	1	0	0	0	0	0	0
754	Sub-Saharan Africa	Tanzania	Census	2012 POPULATION AND HOUSING CENSUS	2012	1	1	1	1	1	0	0	0	0
755	Sub-Saharan Africa	Tanzania	Survey	Household Budget Survey 2011-2012	2012	1	1	1	0	0	1	0	0	0
756	Sub-Saharan Africa	Tanzania	Survey	Impact Evaluation of Scaling-up Handwashing and Rural Sanitation Behavior Projects in Tanzania 2012	2012	1	1	1	1	0	0	0	0	0
757	Sub-Saharan Africa	Tanzania	Survey	Sample Vital Registration with Verbal Autopsy 2011-2012	2012	0	0	0	1	1	0	0	0	0
758	Sub-Saharan Africa	Tanzania	Survey	Retrospective Household Survey 2013	2013	1	1	1	0	0	0	0	0	0
759	Sub-Saharan Africa	Tanzania	Survey	Water Sector 2013	2013	1	1	1	0	0	0	0	0	0
760	Sub-Saharan Africa	Tanzania	Survey	Global Student Health Survey 2014	2014	0	0	0	0	0	1	1	0	0
761	Sub-Saharan Africa	Tanzania	Survey	Integrated Labour Force Survey 2014	2014	1	1	1	0	0	0	0	0	0
762	Sub-Saharan Africa	Tanzania	Survey	SAVVY	2014	0	0	0	1	1	0	0	0	0
763	Sub-Saharan Africa	Tanzania	Survey	National Panel Survey 2014-2015, Wave 4	2015	1	1	1	1	1	0	0	0	0
764	Sub-Saharan Africa	Tanzania	Survey	Demographic and Health Survey and Malaria Indicator Survey 2015-2016	2016	1	1	1	0	0	1	0	0	0
765	Sub-Saharan Africa	The Gambia	Survey	Africa Program for Education Impact Evaluation (Round 1) 2008	2008	1	1	1	0	0	0	0	0	0
766	Sub-Saharan Africa	The Gambia	Survey	Multiple Indicator Cluster Survey 2010	2010	1	1	1	0	0	0	0	0	0

767	Sub-Saharan Africa	The Gambia	Survey	Gambia DHS 2013	2013	1	1	1	0	0	0	0	1	0
768	Sub-Saharan Africa	The Gambia	Survey	Integrated Household Survey 2015	2015	1	1	1	0	0	1	0	0	0
769	Sub-Saharan Africa	The Gambia	Survey	Labor Force Survey 2018	2018	1	1	1	0	0	0	0	0	0
770	Sub-Saharan Africa	Togo	Survey	Enquête par Grappes à Indicateurs Multiples 2010	2010	1	1	1	0	0	0	0	0	0
771	Sub-Saharan Africa	Togo	Census	QUATRIEME RECENSEMENT GENERAL DE LA POPULATION ET DE L'HABITAT - 2010	2010	1	1	1	0	0	0	0	0	0
772	Sub-Saharan Africa	Togo	Survey	Enquête Démographique et de Santé 2013-2014	2014	1	1	1	0	0	0	0	0	0
773	Sub-Saharan Africa	Togo	Survey	Questionnaire des Indicateurs de Base du Bien-être 2015	2015	1	1	1	0	0	1	0	0	0
774	Sub-Saharan Africa	Togo	Survey	Enquête sur les Indicateurs du Paludisme 2017	2017	1	1	1	0	0	0	0	0	0
775	Sub-Saharan Africa	Uganda	Census	National Population and Housing Census 2002	2002	1	1	1	0	0	0	0	0	0
776	Sub-Saharan Africa	Uganda	Survey	Demographic and Health Survey 2006	2006	1	1	1	0	0	0	0	0	0
777	Sub-Saharan Africa	Uganda	Survey	Demographic and Health Survey 2006	2006	1	1	1	0	0	0	0	0	0
778	Sub-Saharan Africa	Uganda	Survey	Southern Africa Consortium for Monitoring Educational Quality 2007	2007	1	1	1	0	0	0	0	0	0
779	Sub-Saharan Africa	Uganda	Survey	AIDS Indicator Survey 2011	2011	1	1	1	0	0	0	0	0	0
780	Sub-Saharan Africa	Uganda	Survey	National Household Survey 2012-2013	2013	1	1	1	0	0	0	0	0	0
781	Sub-Saharan Africa	Uganda	Census	National Population and Housing Census 2014	2014	1	1	1	0	0	0	0	0	0
782	Sub-Saharan Africa	Uganda	Survey	Malaria Indicator Survey 2014-2015	2015	1	1	1	0	0	0	0	0	0
783	Sub-Saharan Africa	Uganda	Survey	Demographic and Health Survey 2016	2016	1	1	1	1	1	1	0	1	1
784	Sub-Saharan Africa	Uganda	Survey	National Panel Survey 2018-2019	2019	0	0	0	1	0	1	0	0	0
785	Sub-Saharan Africa	Zambia	Survey	World Health Survey 2003	2003	1	0	1	1	1	1	1	0	0
786	Sub-Saharan Africa	Zambia	Survey	Southern Africa Consortium for Monitoring Educational Quality 2007	2007	1	1	1	0	0	0	0	0	0
787	Sub-Saharan Africa	Zambia	Survey	Demographic and Health Survey 2007	2007	1	1	1	1	0	0	0	0	0
788	Sub-Saharan Africa	Zambia	Census	2010 Census of Population and Housing	2010	1	1	1	1	0	0	0	1	0
789	Sub-Saharan Africa	Zambia	Survey	Demographic and Health Survey 2013-2014	2013	0	0	0	1	0	0	0	0	0
790	Sub-Saharan Africa	Zambia	Survey	Demographic and Health Survey 2013-2014	2014	1	1	1	0	0	0	0	0	0
791	Sub-Saharan Africa	Zambia	Survey	Living Conditions Monitoring Survey VII 2015	2015	1	1	1	1	0	1	0	0	0
792	Sub-Saharan Africa	Zambia	Survey	SAVVY	2016	0	0	0	1	1	0	0	0	0
793	Sub-Saharan Africa	Zambia	Survey	Multi-Tier Framework Survey for Measuring Energy Access 2017-2018	2018	1	1	1	0	0	0	0	0	0
794	Sub-Saharan Africa	Zimbabwe	Survey	World Health Survey 2003	2003	1	0	1	1	1	1	1	0	0
795	Sub-Saharan Africa	Zimbabwe	Survey	Demographic and Health Survey 2005-2006	2006	1	1	1	1	0	0	0	0	0
796	Sub-Saharan Africa	Zimbabwe	Survey	Southern Africa Consortium for Monitoring Educational Quality 2007	2007	1	1	1	0	0	0	0	0	0
797	Sub-Saharan Africa	Zimbabwe	Survey	Income, Consumption and Expenditure Survey 2007-2008	2008	1	1	1	0	0	0	0	0	0
798	Sub-Saharan Africa	Zimbabwe	Survey	Multiple Indicator Monitoring Survey 2009	2009	1	1	1	0	0	0	0	0	0
799	Sub-Saharan Africa	Zimbabwe	Survey	Demographic and Health Survey 2010-11	2011	1	1	1	1	0	0	0	0	0

800	Sub-Saharan Africa	Zimbabwe	Survey	Global School-based Student Health Survey 2013	2013	0	0	0	0	0	1	1	0	0
801	Sub-Saharan Africa	Zimbabwe	Survey	Demographic and Health Survey 2015	2015	1	1	1	0	0	0	0	0	0
802	Sub-Saharan Africa	Zimbabwe	Survey	Multiple Indicator Monitoring Survey 2019	2019	1	1	1	1	0	0	0	0	0