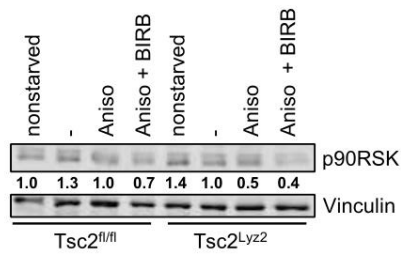



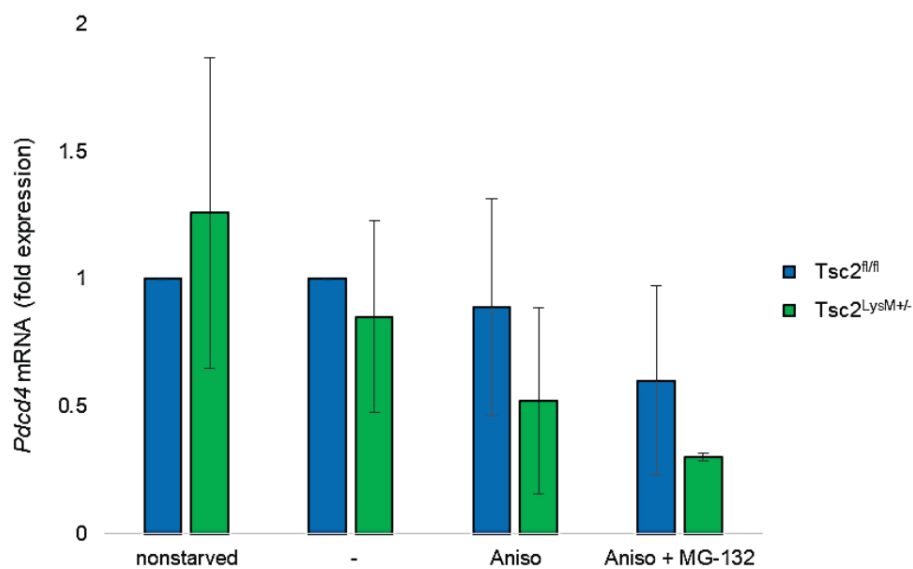
A



B



C



**Supplemental Figure 1. (A)** BMDMs from *Tsc2<sup>fl/fl</sup>* and *Tsc2<sup>Lyz2</sup>* mice were pretreated with BIRB796 and stimulated with anisomycin as indicated. Immunoblots were analyzed as depicted. **(B)** Representative uncut images with molecular weight marker for immunoblotting experiments. **(C)** *Tsc2<sup>fl/fl</sup>* and *Tsc2<sup>Lyz2</sup>* BMDMs were pretreated with MG-132 as depicted and then stimulated with anisomycin for 2h.  $2^{-\Delta\Delta Ct}$  values show *Pdc4* mRNA expression levels normalized to *PPIA* expression and are representative of two independent experiments.