

# **SUPPLEMENTAL MATERIAL**

# Differences in Willingness to Become Deceased Organ Donors Among Women and Men in the U.S.



Published

Consent Block Options ▾

Q1

You are invited to participate in a web-based online survey. This is a research project being conducted by Dr. Khadijah Breathett, Assistant Professor at the University of Arizona. It should take approximately 10 minutes or less to complete.

We are studying how people make decisions about registering as organ donors.

**PARTICIPATION**  
Your participation in this survey is voluntary. You may refuse to take part in the research or exit the survey at any time without penalty. You are free to decline to answer any particular question you do not wish to answer for any reason.

**BENEFITS**  
You may receive up to \$1.00 for participating in the study.

**RISKS**  
There are no foreseeable risks involved in participating in this study other than those encountered in day-to-day life.

**CONFIDENTIALITY**  
Your survey answers will be sent to MTurk where data will be stored in a password protected electronic format. We will not collect identifying information such as your name, email address, or IP address. Therefore, your responses will remain anonymous. No one will be able to identify you or your answers, and no one will know whether or not you participated in the study.

**CONTACT**  
If you have questions at any time about the study or the procedures, you may contact Dr. Breathett via phone 520-626-1933 or via email at [KBreathett@shc.arizona.edu](mailto:KBreathett@shc.arizona.edu).

If you feel you have not been treated according to the descriptions in this form, or that your rights as a participant in research have not been honored during the course of this project, or you have any questions, concerns, or complaints that you wish to address to someone other than investigator, you may contact the Human Subject Protection Program at the University of Arizona at [VPR-IRB@email.arizona.edu](mailto:VPR-IRB@email.arizona.edu) or 1618 E. Helen Street, Tucson, AZ 85721.

Your completion of this survey is implied consent. You may print a copy of this consent form for your records. Clicking on the "Agree" button indicates that

- You have read the above information
- You voluntarily agree to participate
- You are 18 years of age or older

Agree  
 Disagree

Protocol 1907824827 Approved by Univ. of Arizona IRB (Expires 31-Jul-2024)

Q1 Consent  Agree  Disagree

Add Block

■ Q1 What is your age?

- 18-30 years
- 31-40 years
- 41-50 years
- 51-60 years
- 61-70 years
- 71+ years

■ Q2 What is your sex?

- Male
- Female

■ Q3 What is your marital status?

- Single, never married
- Married
- Divorced
- Separated
- Widowed

■ Q4 What is the highest level of education you have completed?

- Less than high school
- Some high school, no diploma
- Completed high school/GED
- Associate's/Bachelor's
- Master's/Doctorate



■ Q5 How would you describe your race? Please select all that apply.

- White
- Black or African American
- Asian or Pacific Islander
- Native American or American Indian
- Other (please specify):

■ Q6 Are you of Latino or Hispanic Origin or descent?

- Yes
- No

■ Q7 State of residency?

Next, we would like to ask you some questions about organ transplantation.

Block Options

Q1 Are you a registered organ donor?



Yes



No

Q2 Is anyone in your family a registered organ donor?



Yes



No

Don't know



Display This Question:

If Are you a registered organ donor? Yes Is Selected



Q3 What are some reasons that influenced your decision to become a registered organ donor?



Display This Question:

If Are you a registered organ donor? Yes Is Selected



Q4 Did you have any hesitations when you decided to register as an organ donor? If so, what were they?



Display This Question:

If Are you a registered organ donor? No Is Selected



Q5 How do you feel about registering to become a deceased organ donor?





Display This Question:

If Are you a registered organ donor? No Is Selected



Q6

Are there reasons why registering to be an organ donor is not an option for you?



Yes



No



Display This Question:

If Are you a registered organ donor? No Is Selected



Q7

What are some of those reasons?



Q8

In the case of being pronounced brain dead, how would you feel about your organs being donated? (Brain death is a medical term which means complete loss of brain function, including all voluntary, involuntary, and autonomic activities necessary to sustain life)



Q9

If the decision was up to you to donate the organs of a family member who has been pronounced brain dead, would you donate their organs? Why or why not?



Q10

If the decision was up to you to donate your *spouse's* organs who has been pronounced brain dead, would you accept? Why or why not? (If you are not married type "not applicable")



Q11

Do you know anyone that falls within any of these categories (check all that apply):



Organ recipient



Registered organ donor

Dialysis patient

Currently on an organ transplant list

None of the above

On a scale from 1-5, how likely are you to donate an organ to a family member?

Q12



Very unlikely      Unlikely      Neutral      Likely      Very likely

1	2	3	4	5
---	---	---	---	---

On a scale from 1-5, how likely are you to donate an organ to a stranger?

Q13



Very unlikely      Unlikely      Neutral      Likely      Very likely

1	2	3	4	5
---	---	---	---	---



Display This Question:

If Are you a registered organ donor? No Is Selected



Please select any potential factors why donation is not a good option for you: Please select all that apply.

Q14



- Personal fears
- Religious beliefs
- Cultural preferences
- Body must be intact upon burial
- Medical system mistrust
- Not enough background knowledge
- Not applicable
- Other (please specify):



Display This Question:

If Are you a registered organ donor? No Is Selected



Would being provided with more information on organ donation (pamphlet, brochure, etc.) encourage you to consider becoming an organ donor?

Q15




- Yes
- No




Condition: Yes Is Selected. Skip To: Is there anything else that would enc....







Condition: No Is Selected. Skip To: What would make you consider changing....



**Display This Question:**  
 If Are you a registered organ donor? No Is Selected ▼


---






**Q15a**  
**Is there anything else that would encourage you to consider becoming an organ donor?**

---


**Display This Question:**  
 If Are you a registered organ donor? No Is Selected ▼


**Q15b**  
**What would make you consider changing your mind on becoming an organ donor?**

[Add Block](#)

	<b>End of Survey</b>	<a href="#">Survey Termination Options...</a>
---	----------------------	---



COLLEGE OF MEDICINE

[Qualtrics.com](#) [Contact Information](#) [Legal](#)

**Table S1. Characteristics of Excluded Participants.**

Variable	Men	Women	Missing
	N= 125 (59.5%)	N= 75 (35.7%)	N= 10 (4.8%)
<b>Registered Donor</b>	82 (65.6%)	51 (68.0%)	
Missing	2 (1.6%)	0 (0.0%)	10 (100%)
<b>Age Group</b>			
18-30 years	61 (48.8%)	31 (41.3%)	
31-40 years	44 (35.2%)	24 (32.0%)	
41-50 years	12 (9.6%)	8 (10.7%)	
51-60 years	5 (4.0%)	8 (10.7%)	
61-70 years	2 (1.6%)	3 (4.0%)	
71+ years	1 (0.8%)	1 (1.3%)	
Missing			10 (100%)
<b>Race and Ethnicity</b>			
Non-Hispanic White	46 (36.8%)	42 (56.0%)	
Non-Hispanic African-American	10 (8.0%)	6 (8.0%)	
Hispanic	60 (48.0%)	21 (28.0%)	
Non-Hispanic Asian	3 (2.4%)	5 (6.7%)	
American Indian	1 (0.8%)	0 (0.0%)	
Other	5 (4.0%)	1 (1.3%)	
Missing			10 (100%)
<b>Education</b>			
Less than high school	1 (0.8%)	0 (0.0%)	
Some high school, no diploma	4 (3.2%)	6 (8.0%)	
Completed high school/GED	17 (13.6%)	11 (14.7%)	
Associate's/Bachelor's degree	69 (55.2%)	44 (58.7%)	
Master's/Doctorate degree	34 (27.2%)	14 (18.7%)	
Missing			10 (100%)
<b>Marital Status</b>			
Single, never married	42 (33.6%)	23 (30.7%)	
Married	75 (60.0%)	45 (60.0%)	
Divorced	6 (4.8%)	5 (6.7%)	
Separated	2 (1.6%)	0 (0.0%)	
Widowed	0 (0.0%)	2 (2.7%)	
Missing			10 (100%)
<b>Region of Residency</b>			
Northeast	23 (18.4%)	7 (9.3%)	
Midwest	17 (13.6%)	12 (16.0%)	
South	49 (39.2%)	25 (33.3%)	
West	22 (17.6%)	19 (25.3%)	
Unknown	14 (11.2%)	12 (16.0%)	10 (100%)