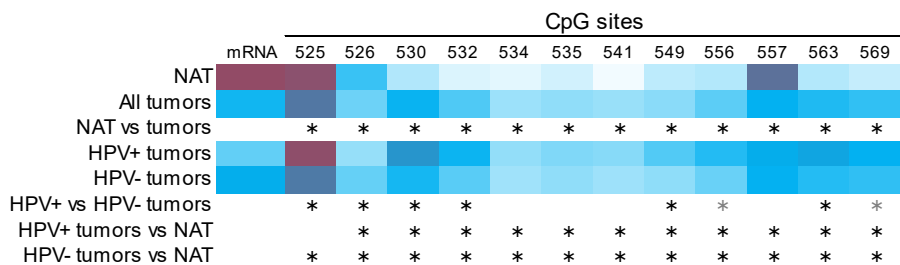
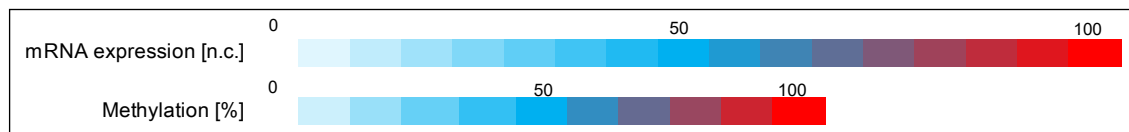
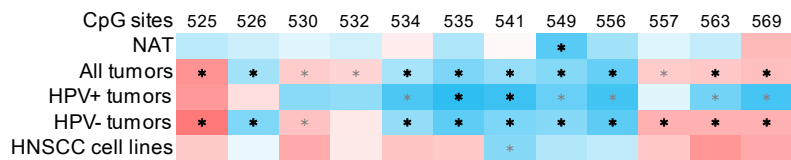


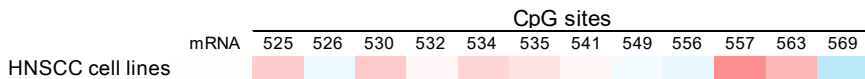
b *FGF12* methylation [%] and mRNA [n.c.] in normal tissues and tumors; * $P < 0.05$, * $P_{\text{Corrected}} < 0.05$



c Correlation (Spearman's ρ) with mRNA expression; * $P < 0.05$, * $P_{\text{Corrected}} < 0.05$



d Correlation (Spearman's ρ) with *FGF12* copy number variation; * $P < 0.05$, * $P_{\text{Corrected}} < 0.05$



e Correlation (Spearman's ρ) with response [$\ln(\text{IC}_{50})$] to FGFR inhibitors in HNSCC cell lines; * $P < 0.05$, * $P_{\text{Corrected}} < 0.05$

