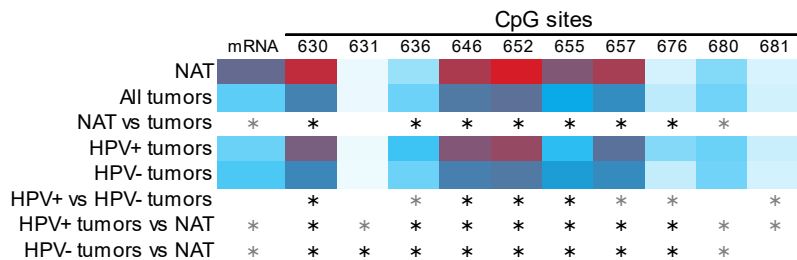
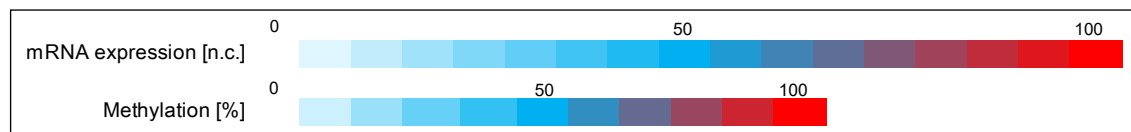
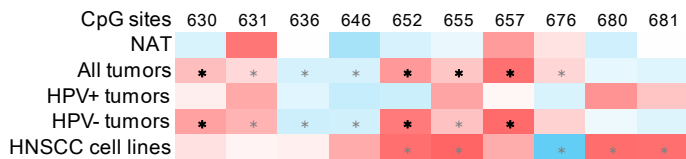


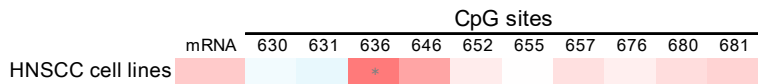
**b** *FGF14* methylation [%] and mRNA [n.c.] in normal tissues and tumors; \* $P < 0.05$ , \* $P_{\text{Corrected}} < 0.05$



**c** Correlation (Spearman's  $\rho$ ) with mRNA expression; \* $P < 0.05$ , \* $P_{\text{Corrected}} < 0.05$



**d** Correlation (Spearman's  $\rho$ ) with *FGF14* copy number variation; \* $P < 0.05$ , \* $P_{\text{Corrected}} < 0.05$



**e** Correlation (Spearman's  $\rho$ ) with response [ln(IC<sub>50</sub>)] to FGFR inhibitors in HNSCC cell lines; \* $P < 0.05$ , \* $P_{\text{Corrected}} < 0.05$

