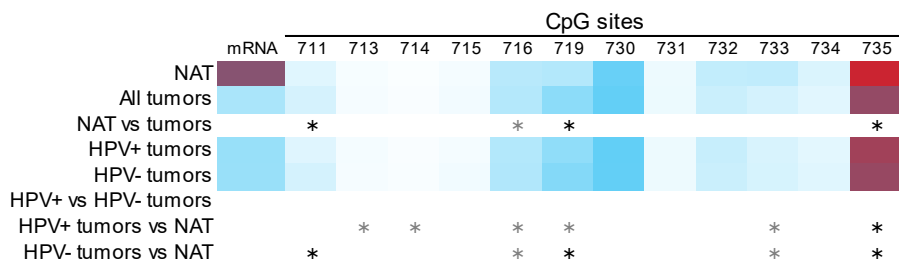
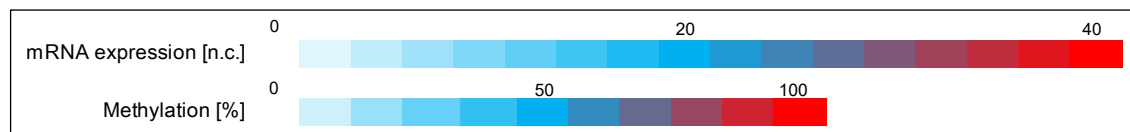
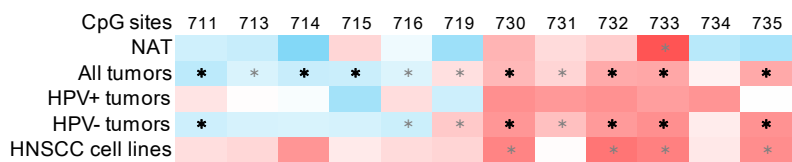



b *FGF18* methylation [%] and mRNA [n.c.] in normal tissues and tumors; $*P < 0.05$, $*P_{\text{Corrected}} < 0.05$



c Correlation (Spearman's ρ) with mRNA expression; $*P < 0.05$, $*P_{\text{Corrected}} < 0.05$



d Correlation (Spearman's ρ) with *FGF18* copy number variation; $*P < 0.05$, $*P_{\text{Corrected}} < 0.05$



e Correlation (Spearman's ρ) with response [$\ln(IC_{50})$] to FGFR inhibitors in HNSCC cell lines; $*P < 0.05$, $*P_{\text{Corrected}} < 0.05$

