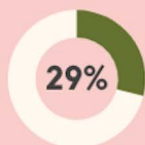
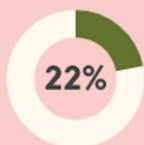


Severe



Mild



6-minute walk test
under lower limit

VS.



Fibrotic changes on
computer tomography

Patients with
severe disease

4.6x

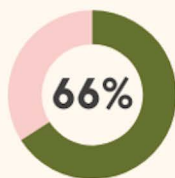
↑ Impaired
lung diffusion

2.7x

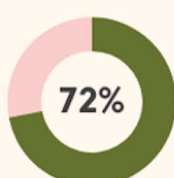
↑ Fatigue

compared to **mild**

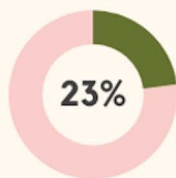
ICU patients



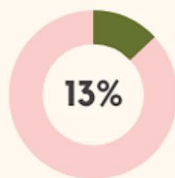
Dyspnea



Fatigue



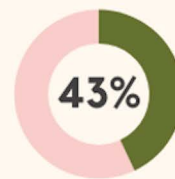
Pulmonary embolism



Mood, anxiety or
psychiatric disorder

VS.

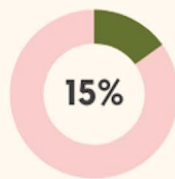
Non-ICU patients



Dyspnea



Fatigue



Pulmonary embolism



Mood, anxiety or
psychiatric disorder