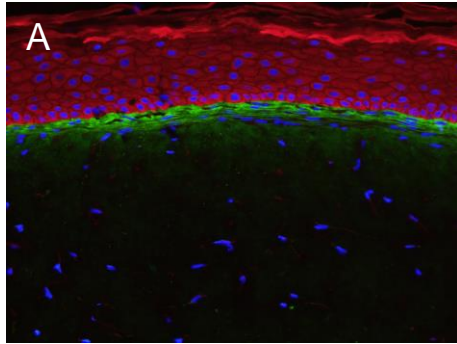
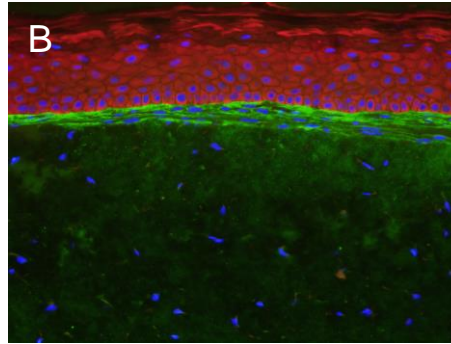


Type III collagen
/ Keratin-14

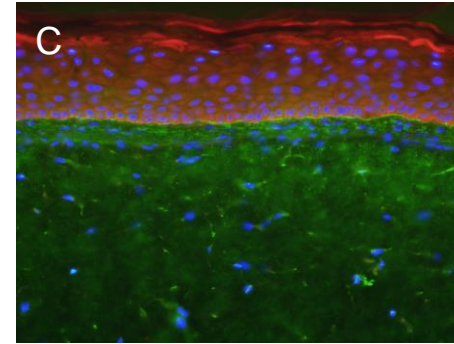
Cont



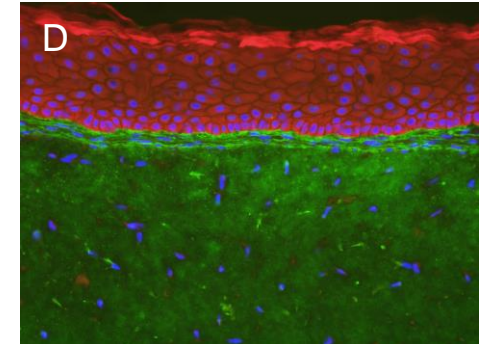
10^{-5} M CGS27023A
 10^{-5} M BIPBIPU



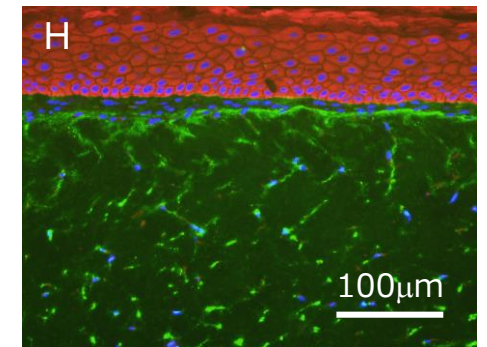
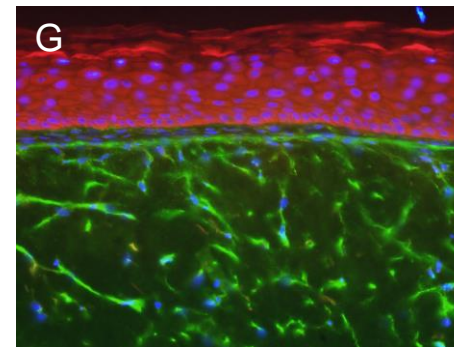
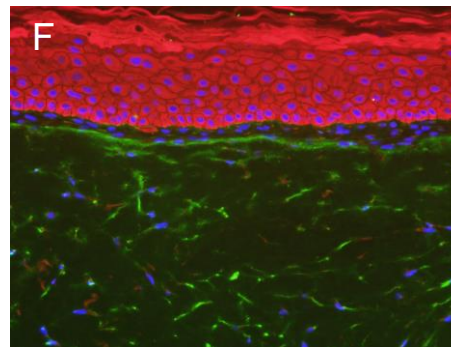
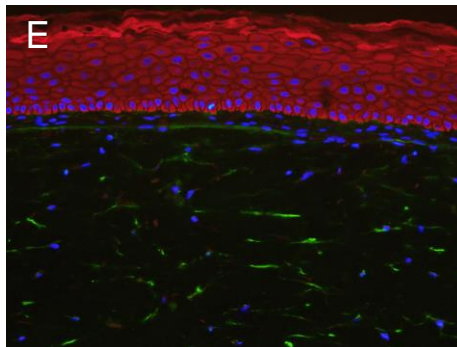
100ng/mL PDGF-BB



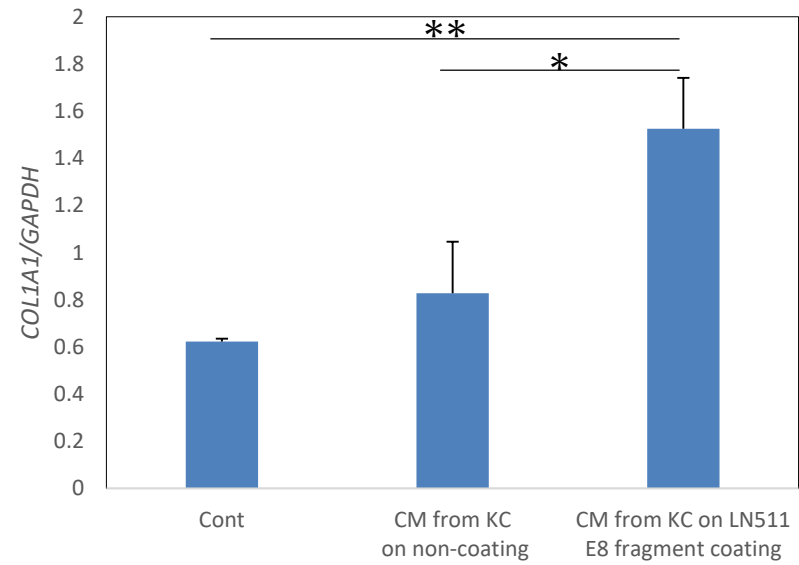
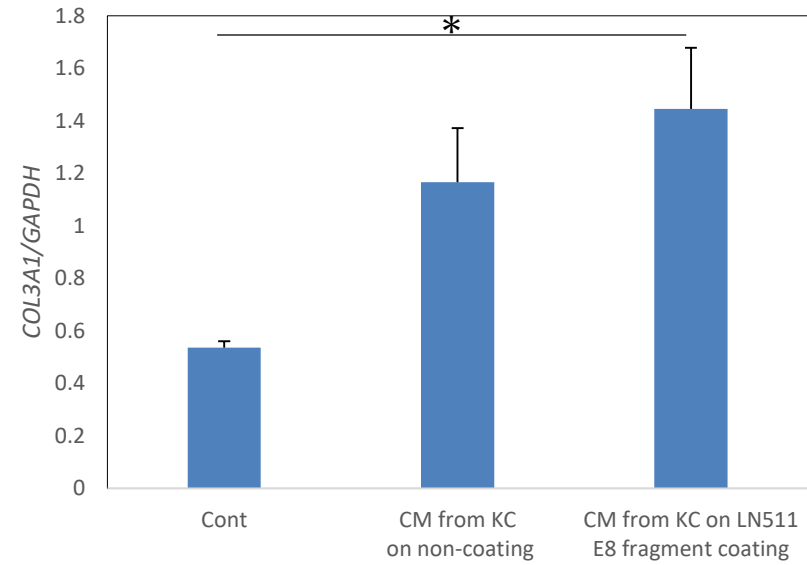
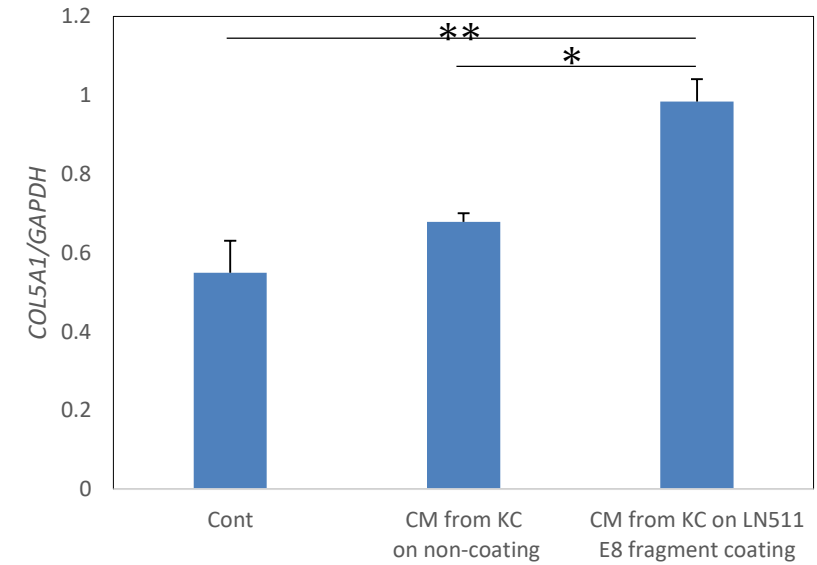
100ng/mL PDGF-BB
 10^{-5} M CGS27023A
 10^{-5} M BIPBIPU



Type V collagen
/ Keratin-14



100 μ m

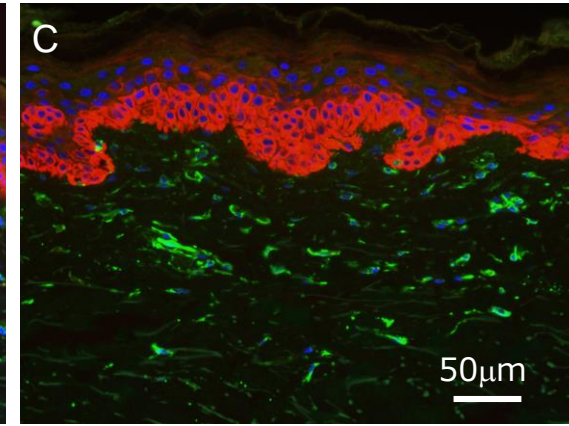
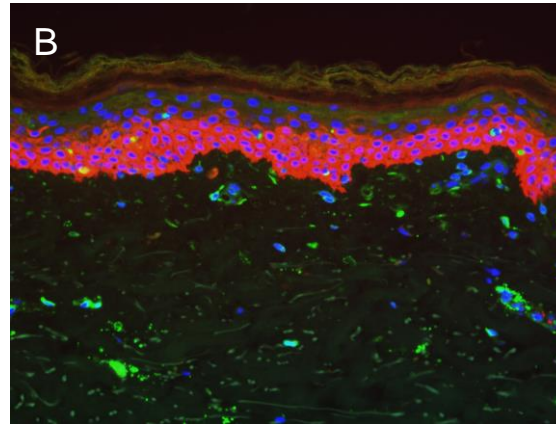
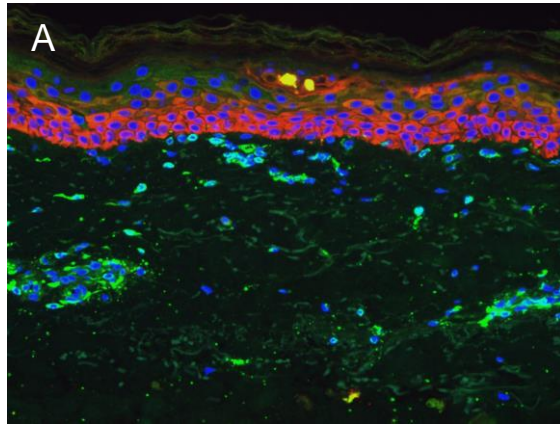
A**B****C**

Cont

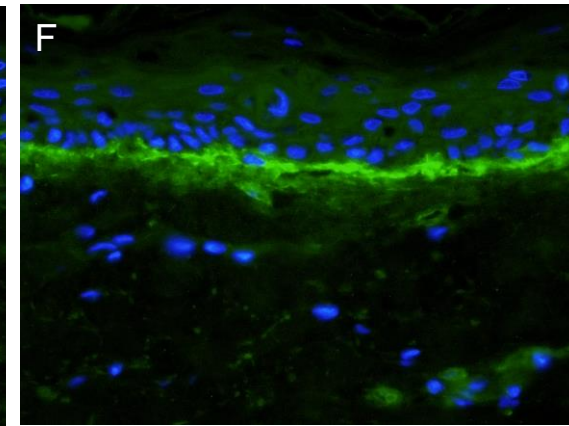
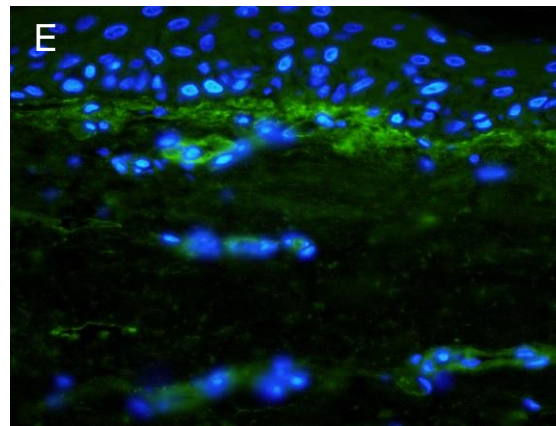
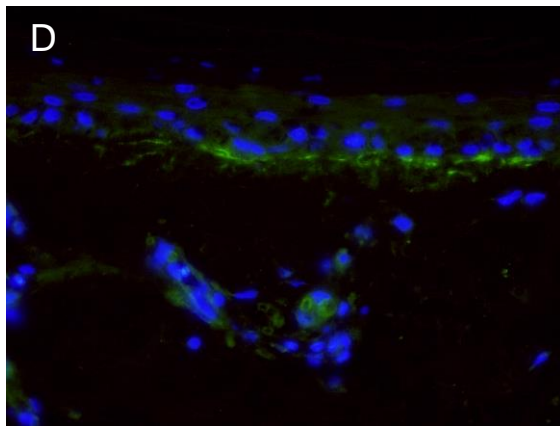
CGS27023A + BIPBIPU

HEI

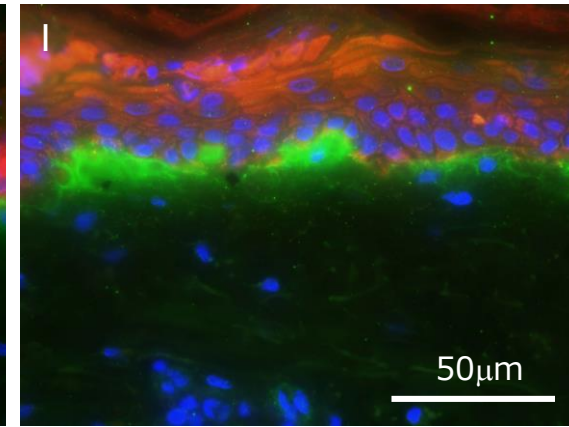
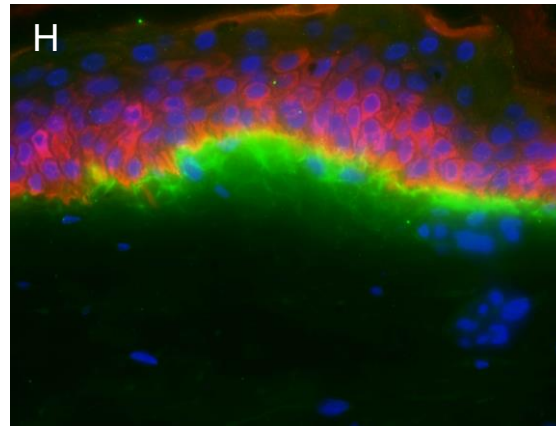
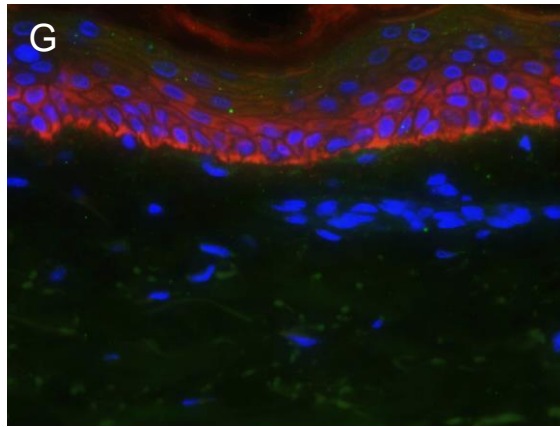
PDGFRb
/ K14



Type I
procollagen



Type V collagen
/ K14

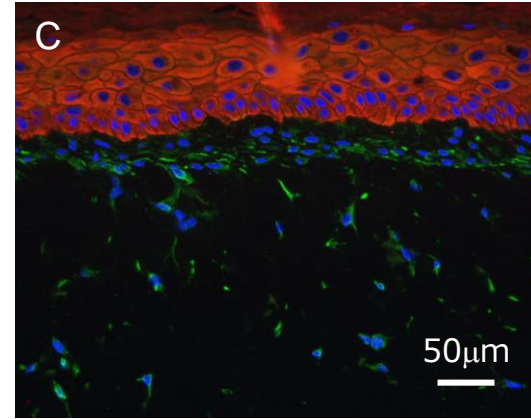
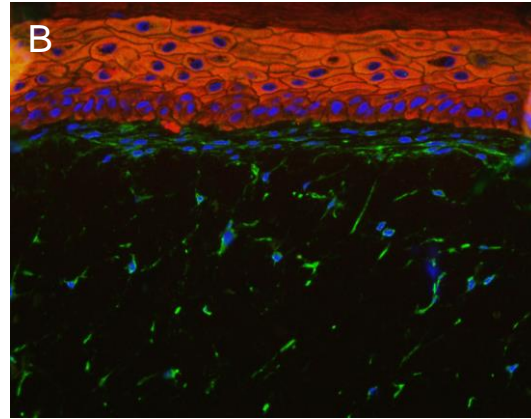
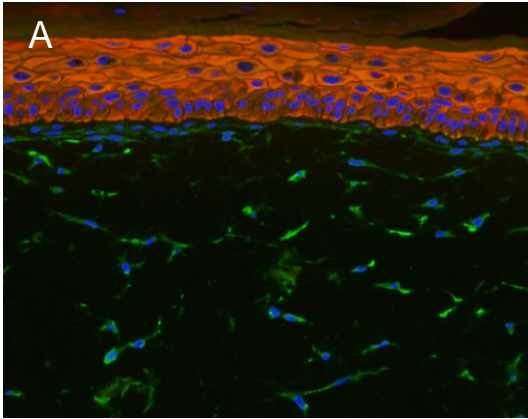


Cont

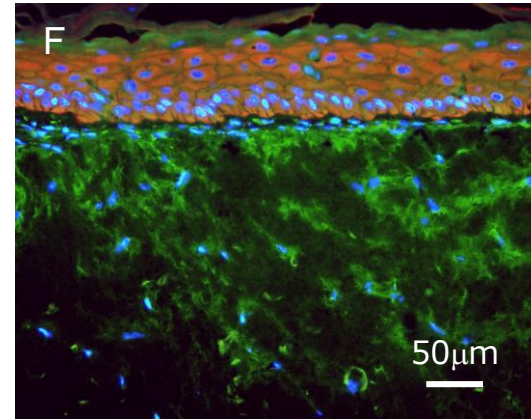
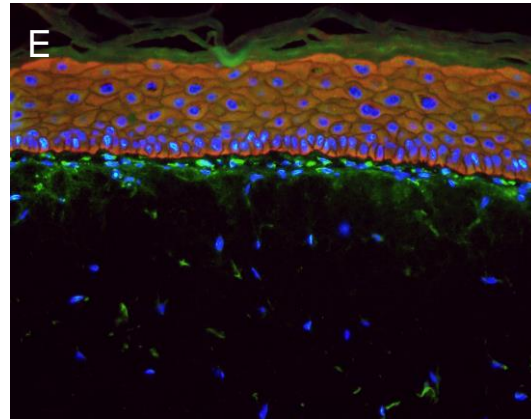
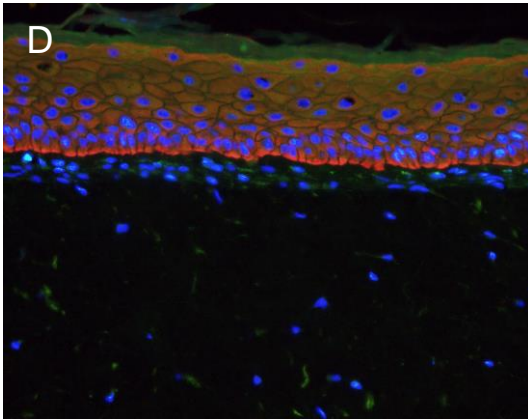
CGS27023A + BIPBIPU

HEI

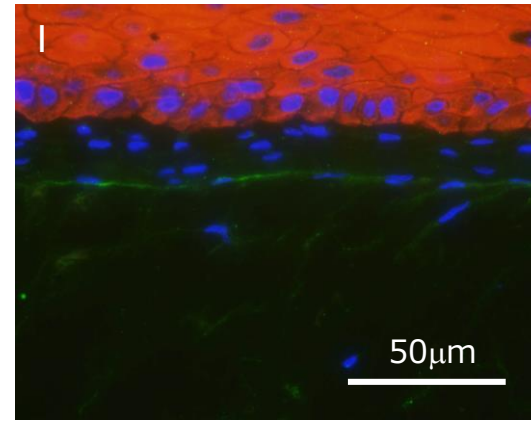
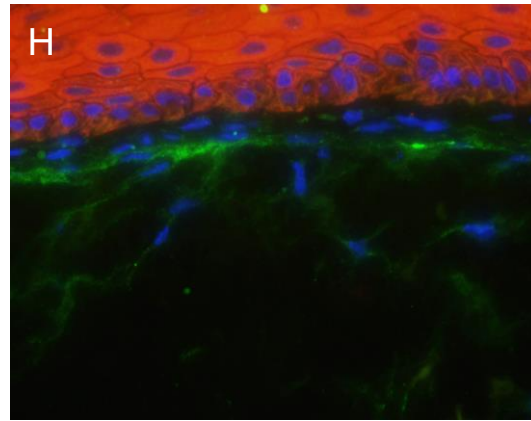
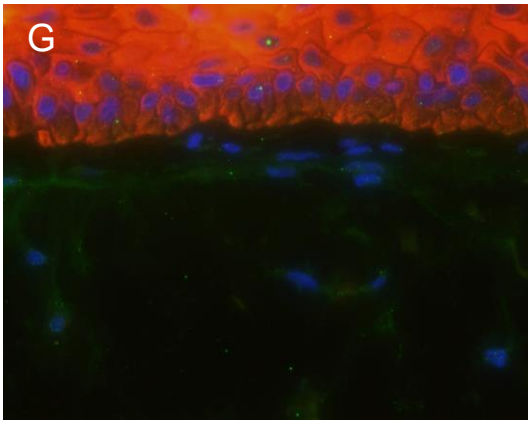
PDGFRb
/ K14



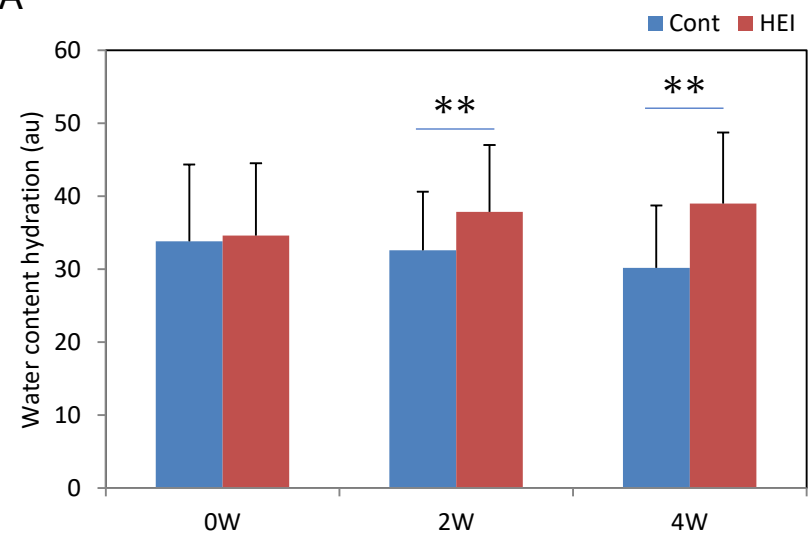
Type I
procollagen
/ K14



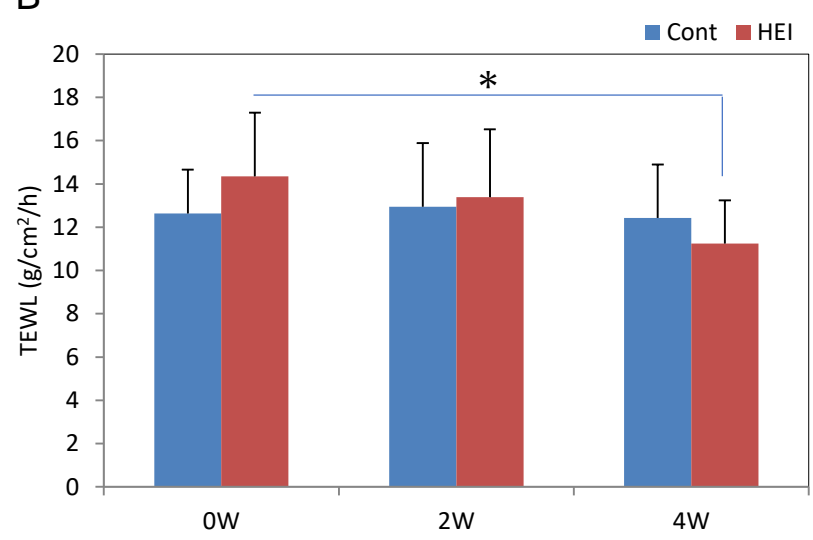
Type V
collagen
/ K14



A



B



Supplementary Table S1 Source of human skin for histological experiments

Age	Sex	Origin	Anatomical site
26 years old	Female	Caucasian	Abdomen
27 years old	Female	Caucasian	Abdomen
32 years old	Female	Caucasian	Abdomen
32 years old	Female	Caucasian	Abdomen
35 years old	Female	Caucasian	Abdomen
37 years old	Female	Caucasian	Abdomen
37 years old	Female	Caucasian	Abdomen
39 years old	Female	Caucasian	Abdomen
61 years old	Female	Caucasian	Abdomen
61 years old	Female	Caucasian	Abdomen
63 years old	Female	Caucasian	Abdomen
63 years old	Female	Caucasian	Abdomen
66 years old	Female	Caucasian	Abdomen
68 years old	Female	Caucasian	Abdomen
71 years old	Female	Caucasian	Abdomen
73 years old	Female	Caucasian	Abdomen
78 years old	Female	Caucasian	Abdomen
61 years old	Female	Caucasian	Facial
61 years old	Female	Caucasian	Facial
62 years old	Female	Caucasian	Facial
66 years old	Female	Caucasian	Facial
67 years old	Female	Caucasian	Facial
71 years old	Female	Caucasian	Facial
72 years old	Female	Caucasian	Facial

Supplementary Table S2 Source of organotypic human skin

Age	Sex	Origin	Anatomical site
26 years old	Female	Caucasian	Abdomen
23 years old	Female	Caucasian	Abdomen
32 years old	Female	Caucasian	Abdomen
22 years old	Female	Caucasian	Abdomen
30 years old	Female	Caucasian	Abdomen
29 years old	Female	Caucasian	Abdomen

Supplementary Table S3 Source of cultured keratinocytes

Age	Sex	Origin	Anatomical site
12 years old	female	Caucasian	Abdomen
17 years old	female	Caucasian	Abdomen
18 years old	female	Caucasian	Abdomen
20 years old	female	Caucasian	Abdomen
22 years old	female	Caucasian	Abdomen
28 years old	female	Caucasian	Abdomen
33 years old	female	Caucasian	Abdomen
42 years old	female	Caucasian	Abdomen
50 years old	female	Caucasian	Abdomen
53 years old	female	Caucasian	Abdomen
54 years old	female	Caucasian	Abdomen
60 years old	female	Caucasian	Abdomen
62 years old	female	Caucasian	Abdomen
62 years old	female	Caucasian	Abdomen

Supplementary Table S4 Source of cultured fibroblasts

Age	Sex	Origin	Anatomical site
20 years old	female	Caucasian	Abdomen
22 years old	female	Caucasian	Abdomen
27 years old	female	Caucasian	Abdomen
28 years old	female	Caucasian	Abdomen
32 years old	female	Caucasian	Abdomen
33 years old	female	Caucasian	Abdomen
37 years old	female	Caucasian	Abdomen
50 years old	female	Caucasian	Abdomen
53 years old	female	Caucasian	Abdomen
54 years old	female	Caucasian	Abdomen
60 years old	female	Caucasian	Abdomen
62 years old	female	Caucasian	Abdomen
62 years old	female	Caucasian	Abdomen
68 years old	female	Caucasian	Abdomen