

## **Stage at diagnosis and survival among adolescents and young adults with lymphomas following the Affordable Care Act implementation in California**

Renata Abrahão, Julianne J.P. Cooley, Frances B. Maguire, Arti Parikh-Patel, Cyllene R. Morris, Eleonor Bimla Schwarz, Ted Wun, Theresa H.M. Keegan

### **Table of contents**

Supplemental Table S1: Stage at diagnosis among 11,337 AYAs with lymphomas, by ACA implementation period, California, 2005–2017

Supplemental Figure S1: Five-year survival by era of diagnosis among AYAs with: A. lymphomas (all patients), B. non-Hodgkin lymphoma, and C. Hodgkin lymphoma; California; 2005–2017. ACA: Affordable Care Act.

Supplemental Figure S2: Five-year survival by stage at diagnosis, among AYAs with: A. lymphomas (all patients), B. non-Hodgkin lymphoma, and C. Hodgkin lymphoma; California; 2005–2017.

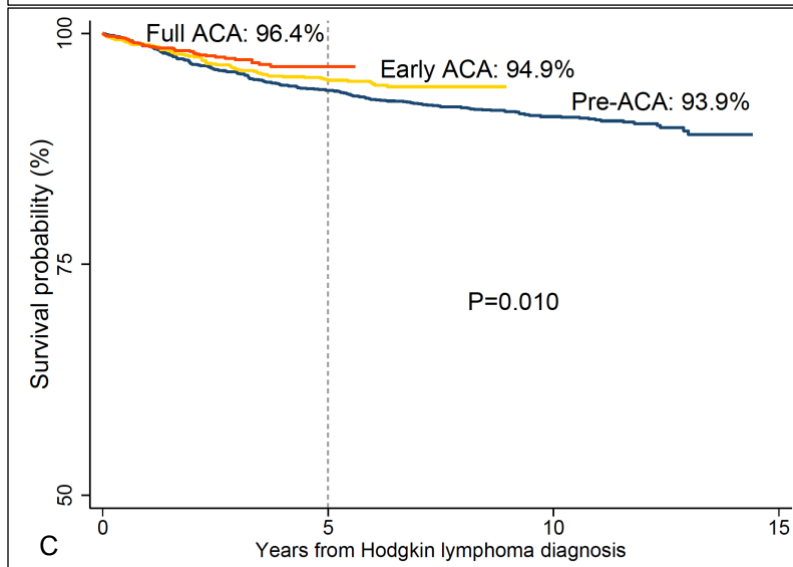
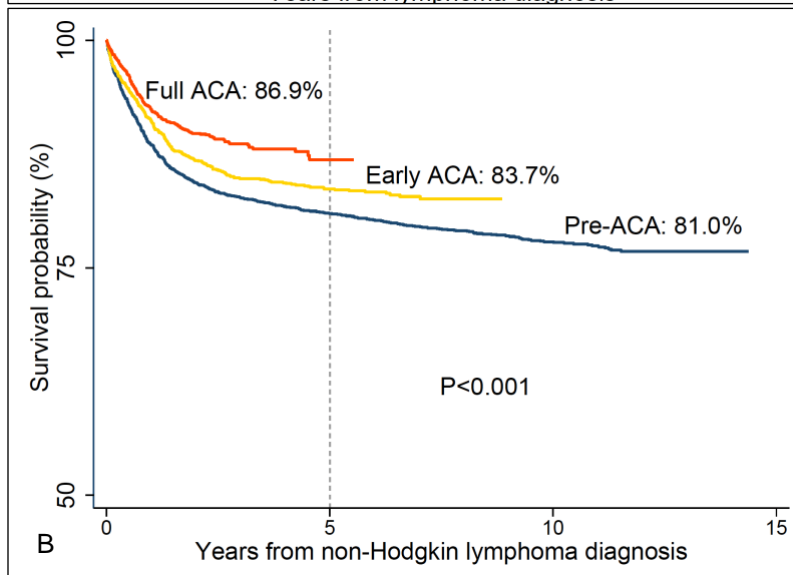
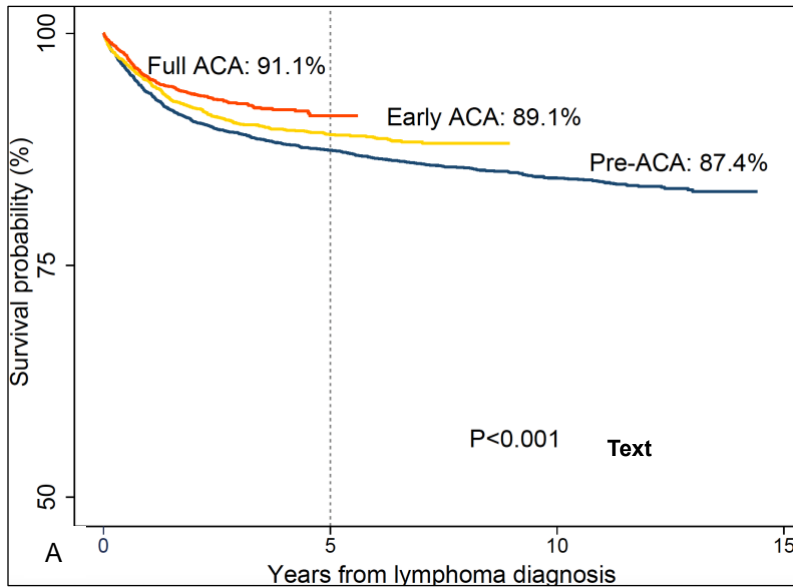
**Supplemental Table S1: Stage at diagnosis among 11,337 AYAs with lymphomas, by ACA implementation period, California, 2005–2017.**

		Total		Pre-ACA <sup>†</sup>		Early ACA <sup>‡</sup>		Full ACA <sup>§</sup>		<i>P</i> -value <sup>¶</sup>
		N	%	N	%	N	%	N	%	
<b>Non-Hodgkin Lymphoma</b>	Stage I	1968	33.0	833	33.2	471	32.4	664	33.3	0.033
	Stage II	1157	19.4	468	18.7	289	19.9	400	20.0	
	Stage III	661	11.1	274	10.9	167	11.5	220	11.0	
	Stage IV	1700	28.5	747	29.8	430	29.6	523	26.2	
	Unknown	473	7.9	186	7.4	98	6.7	189	9.5	
<b>Hodgkin Lymphoma</b>	Stage I	528	9.8	253	10.3	137	10.3	138	8.7	0.212
	Stage II	2607	48.5	1211	49.2	642	48.3	754	47.5	
	Stage III	1067	19.8	487	19.8	271	20.4	309	19.5	
	Stage IV	910	16.9	389	15.8	219	16.5	302	19.0	
	Unknown	266	4.9	120	4.9	61	4.6	85	5.4	

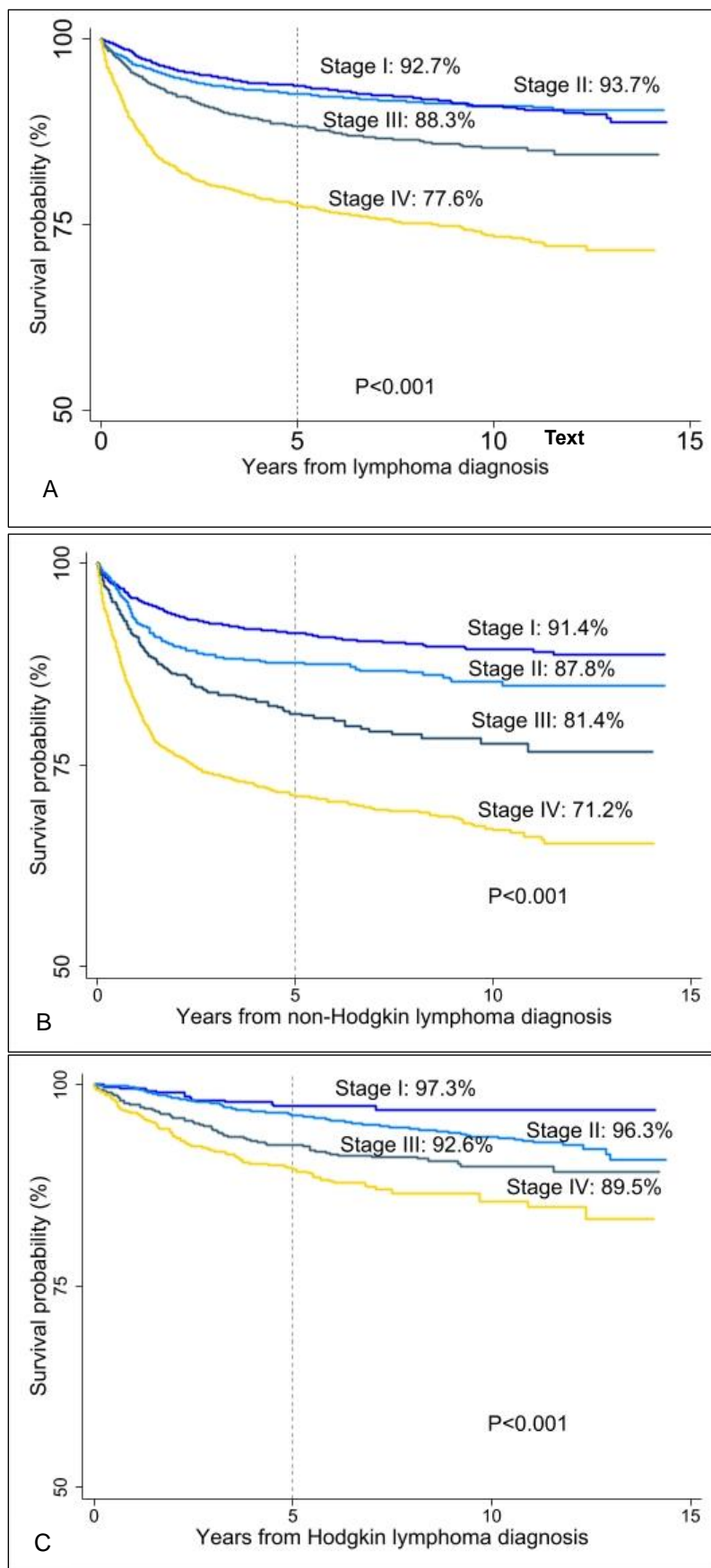
Abbreviations: AYA, adolescent and young adult; ACA, Affordable Care Act.

<sup>†</sup> Pre-ACA: March 2005–September 2010, <sup>‡</sup>Early ACA: October 2010–December 2013, <sup>§</sup>Full ACA: 2014–2017

<sup>¶</sup>Chi-square *P*-value



**Supplemental Figure S1: Five-year survival by era of diagnosis among adolescent and young adults with: A. lymphomas (all patients), B. non-Hodgkin lymphoma, and C. Hodgkin lymphoma; California; 2005–2017. ACA: Affordable Care Act.**



Supplemental Figure S2: Five-year survival by stage at diagnosis, among adolescents and young adults with: A. lymphomas (all patients), B. non-Hodgkin lymphoma, and C. Hodgkin lymphoma; California; 2005–2017.