Figure S2

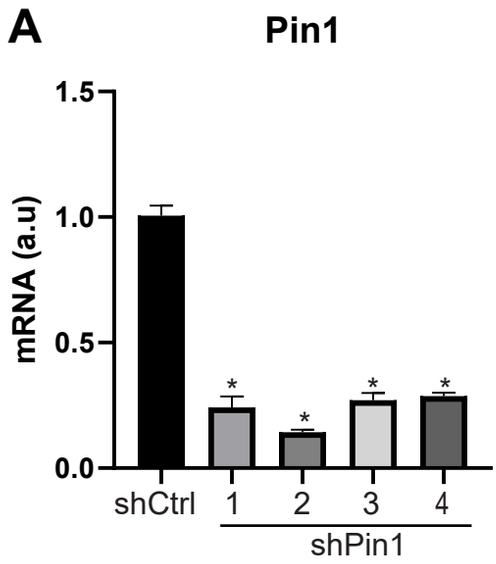
A
Pin1
mRNA (a.u)
1.5
1.0
0.5
0.0
shCtrl
1
2
3
4
shPin1

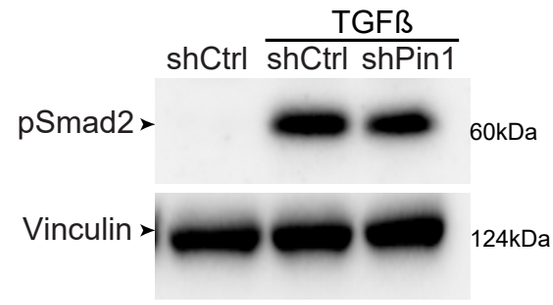
B
TGFß
shCtrl
shCtrl
shPin1
pSmad2
60kDa
Vinculin
124kDa

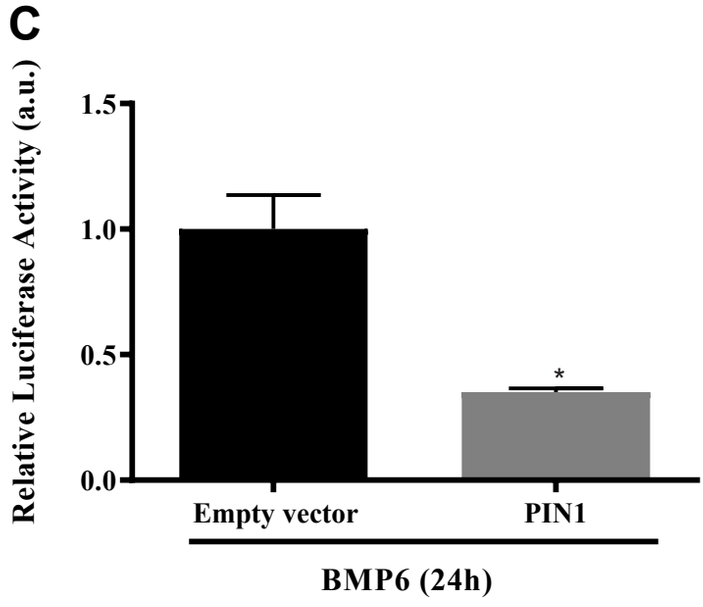
C
Relative Luciferase Activity (a.u.)
1.5
1.0
0.5
0.0
Empty vector
PIN1
BMP6 (24h)

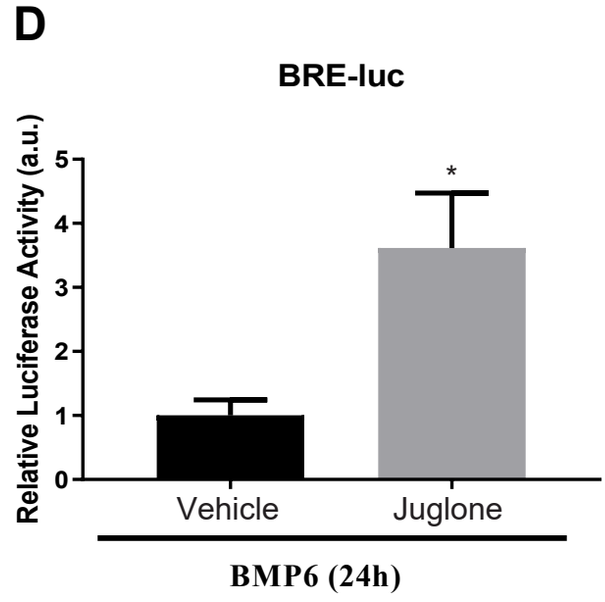
D
BRE-luc
Relative Luciferase Activity (a.u.)
5
4
3
2
1
0
Vehicle
Juglone
BMP6 (24h)

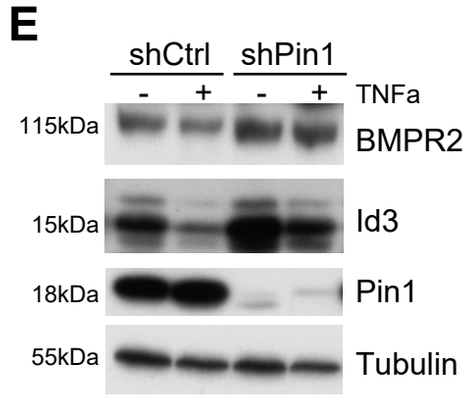
E
shCtrl
shPin1
- + - +
TNFa
115kDa
BMPR2
15kDa
Id3
18kDa
Pin1
55kDa
Tubulin

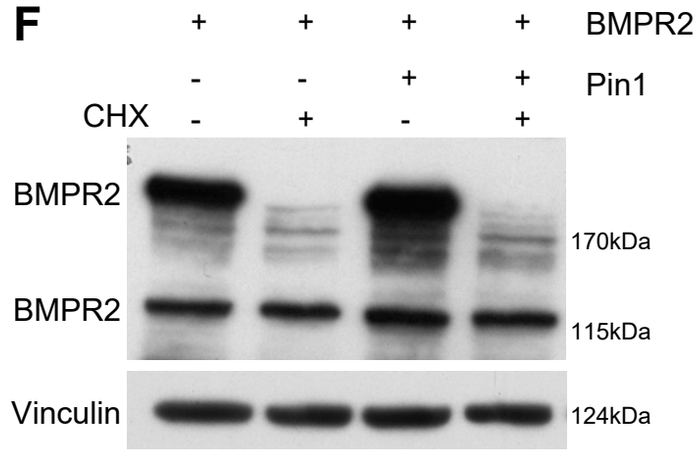
F
+ + + + BMPR2
- - + + Pin1
CHX - + - +
BMPR2
170kDa
BMPR2
115kDa
Vinculin
124kDa

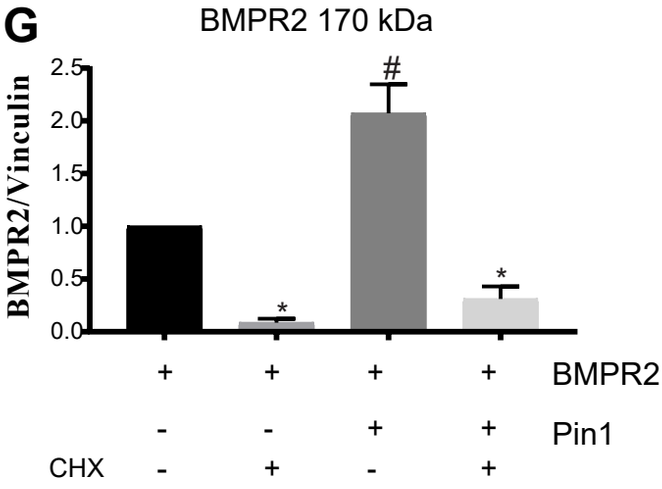
G
BMPR2 170 kDa
BMPR2/Vinculin
2.5
2.0
1.5
1.0
0.5
0.0
#
*
*
+ + + + BMPR2
- - + + Pin1
CHX - + - +

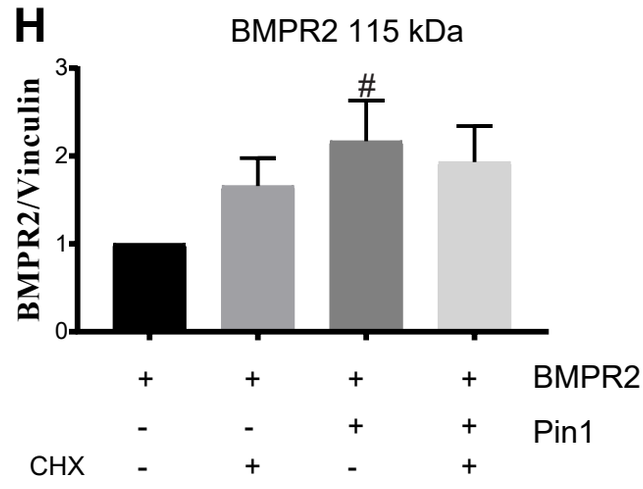
H
BMPR2 115 kDa
BMPR2/Vinculin
3
2
1
0
#
+ + + + BMPR2
- - + + Pin1
CHX - + - +