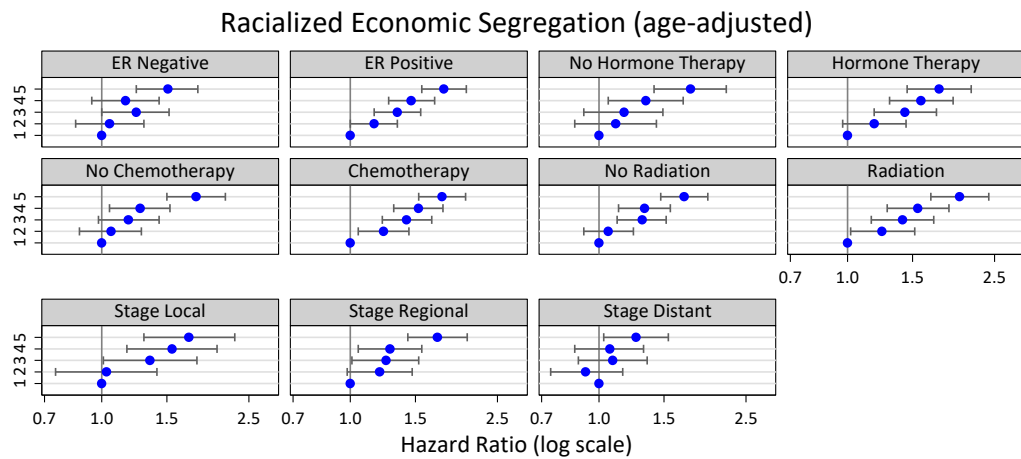
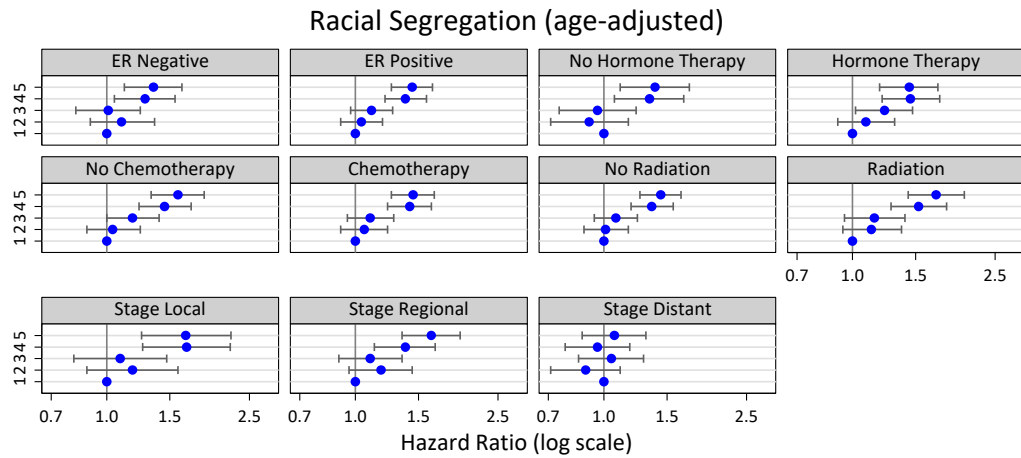
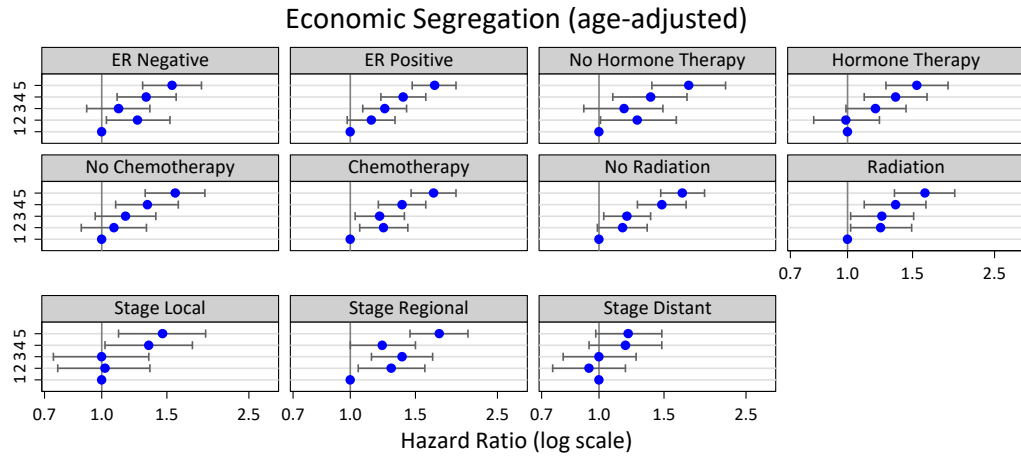


Supplemental Figure 1. Age-adjusted hazard ratios and 95% confidence intervals for breast cancer mortality associated with economic and Black-White racial segregation indices among women diagnosed with breast cancer, by prognostic factors, Maryland 2007-2017



For economic segregation, a quintile towards 1 indicates higher concentration of high-income households (i.e., higher economic privilege) and a quintile towards 5 indicates higher concentration of

low-income households (i.e., lower economic privilege). For racial segregation, a quintile towards 1 indicates higher concentration of White households (i.e., higher racial privilege) and a quintile towards 5 indicates higher concentration of Black households (i.e., lower racial privilege). For racialized economic segregation, a quintile of towards 1 indicates higher concentration of high-income White households (i.e., higher racialized economic privilege) and quintile towards 5 indicates higher concentration of low-income Black household (i.e., lower racialized economic privilege).