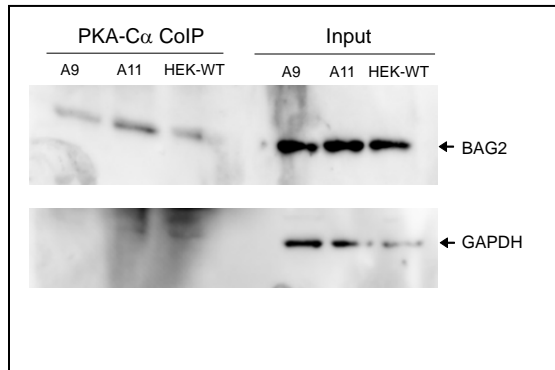
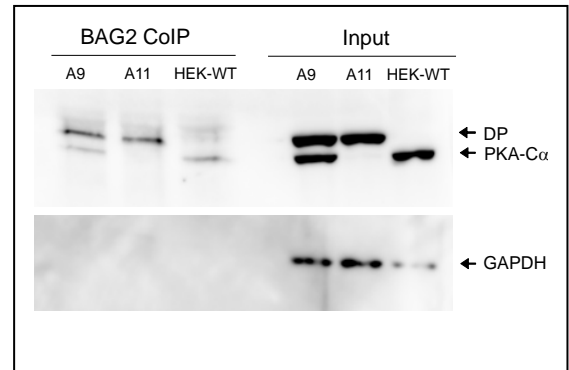


Supplementary Figure S4.

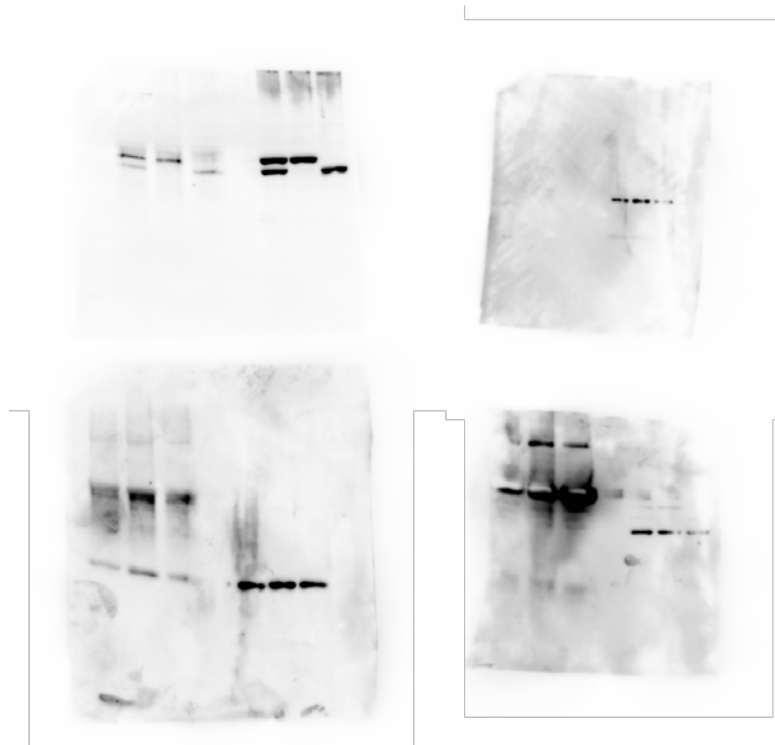
(a)



(b)



(c)



Supplementary Figure S4. BAG2 interacts with DP and PKA-C α . (a) Bag2 protein co-immunoprecipitates with DP and PKA-C α using PKA antibody. (b) DP and PKA immunoprecipitate using BAG2 antibody. (c) Full-length blots represented in a and b panels. GAPDH immunoreactivity is present in both input blots but not in the immunoprecipitated samples.