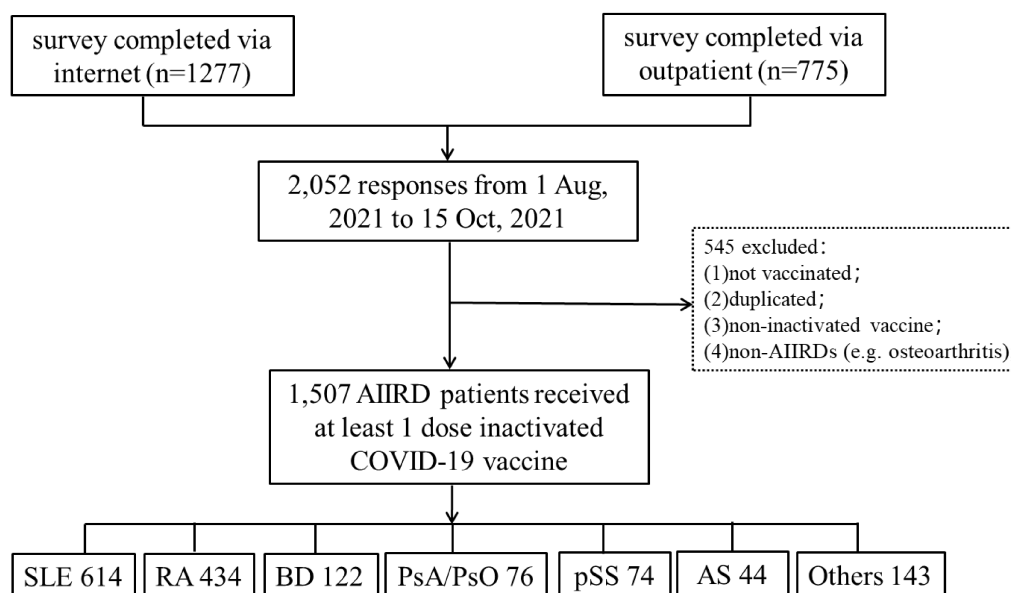
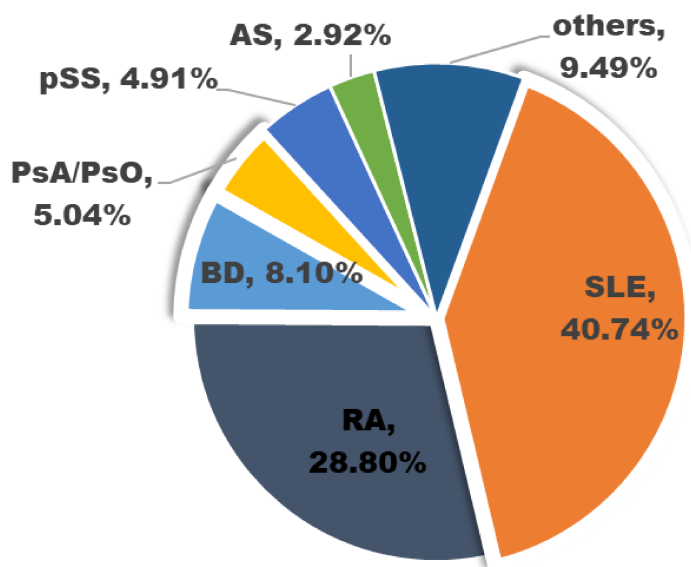


## Supplementary Figures



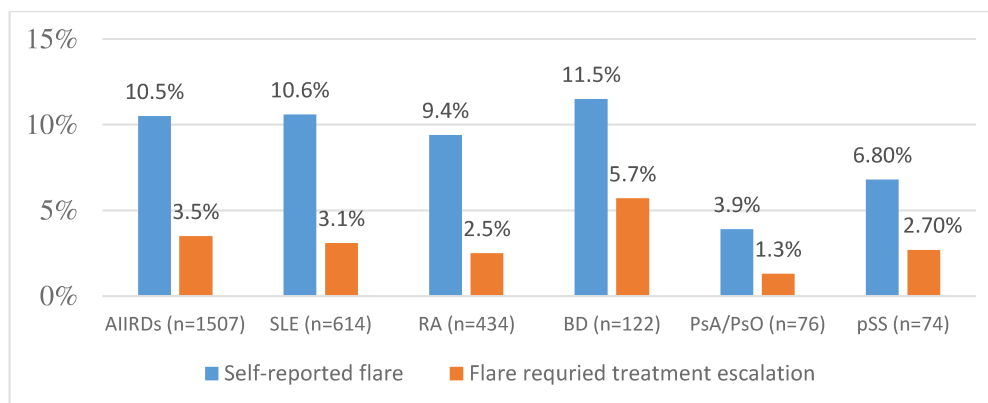
Supplementary Figure 1. Flow diagram of this study.

*Abbreviations* AIIRDs: autoimmune inflammatory rheumatic diseases, SLE: systemic lupus erythematosus, RA: rheumatoid arthritis, BD: Behcet's disease, PsA/PsO: psoriatic arthritis/psoriasis, pSS: primary Sjogren's syndrome, AS: ankylosing spondylitis.



Supplementary Figure 2. Autoimmune inflammatory rheumatic diseases in 1,507 patients.

*Abbreviations* AIIRDs: autoimmune inflammatory rheumatic diseases, SLE: systemic lupus erythematosus, RA: rheumatoid arthritis, BD: Behcet's disease, PsA/PsO: psoriatic arthritis/psoriasis, pSS: primary Sjogren's syndrome.



Supplementary Figure 3. Flare rates of autoimmune inflammatory rheumatic diseases (AIIRDs) after inactivated COVID-19 vaccination.

*Abbreviations* AIIRDs: autoimmune inflammatory rheumatic diseases, SLE: systemic lupus erythematosus, RA: rheumatoid arthritis, BD: Behcet's disease, PsA/PsO: psoriatic arthritis/psoriasis, pSS: primary Sjogren's syndrome.