

# Dynamical modeling of miR-34a, miR-449a, and miR-16 reveals numerous DDR signaling pathways regulating senescence, autophagy, and apoptosis in HeLa cells

## Author Information

---

Shantanu Gupta<sup>1\*‡</sup>, Pritam Kumar Panda<sup>2‡</sup>, Ronaldo F. Hashimoto<sup>1,‡</sup>, Shailesh Kumar

Samal<sup>3</sup>, Suman Mishra<sup>4</sup>, Suresh Kr. Verma<sup>2</sup>, Yogendra Kumar Mishra<sup>5</sup>, Rajeev Ahuja<sup>\*2</sup>

## Affiliations

<sup>1</sup>Instituto de Matemática e Estatística, Departamento de Ciência da Computação, Universidade de São Paulo, Rua do Matão 1010, 05508-090, São Paulo - SP, Brasil  
Shantanu Gupta, Ronaldo F. Hashimoto

<sup>2</sup>Condensed Matter Theory Group, Materials Theory Division, Department of Physics and Astronomy, Uppsala University, Box 516, SE-751 20 Uppsala, Sweden  
Pritam Kumar Panda, Suresh Kr. Verma and Rajeev Ahuja

<sup>3</sup>Unit of Immunology and Chronic Disease, Institute of Environmental Medicine, Karolinska Institutet, 17177 Stockholm, Sweden  
Shailesh Samal

<sup>4</sup>School of Biotechnology, KIIT University, Bhubaneswar, 751024  
Suman Mishra

<sup>5</sup>Mads Clausen Institute, NanoSYD, University of Southern Denmark, Alsion 2, DK-6400 Sønderborg, Denmark  
Yogendra Kumar Mishra

**‡Equally contributing authors**

**\*Correspondence to:** Shantanu Gupta (S.G) and Rajeev Ahuja (R.A)

**Email:** [shantanubrasil1@gmail.com](mailto:shantanubrasil1@gmail.com) and [rajeev.ahuja@physics.uu.se](mailto:rajeev.ahuja@physics.uu.se)

Co-authors: P.K.P: [pritam.panda@physics.uu.se](mailto:pritam.panda@physics.uu.se) R.F.H: [ronaldo@ime.usp.br](mailto:ronaldo@ime.usp.br) S.K.S:

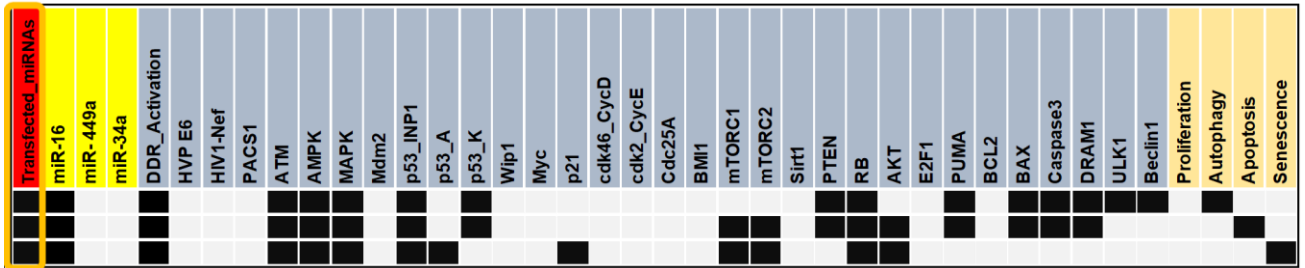
[shailesh.samal@ki.se](mailto:shailesh.samal@ki.se) S.M: [sumanmishra2615@gmail.com](mailto:sumanmishra2615@gmail.com) S.K.V:

[suresh.verma@physics.uu.se](mailto:suresh.verma@physics.uu.se) Y.K.M: [mishra@mci.sdu.dk](mailto:mishra@mci.sdu.dk) R.A: [rajeev.ahuja@physics.uu.se](mailto:rajeev.ahuja@physics.uu.se)

# Supplementary File S1


Agreement between proposed Synthetic Boolean model and experimental data

## Transfection of miR-16



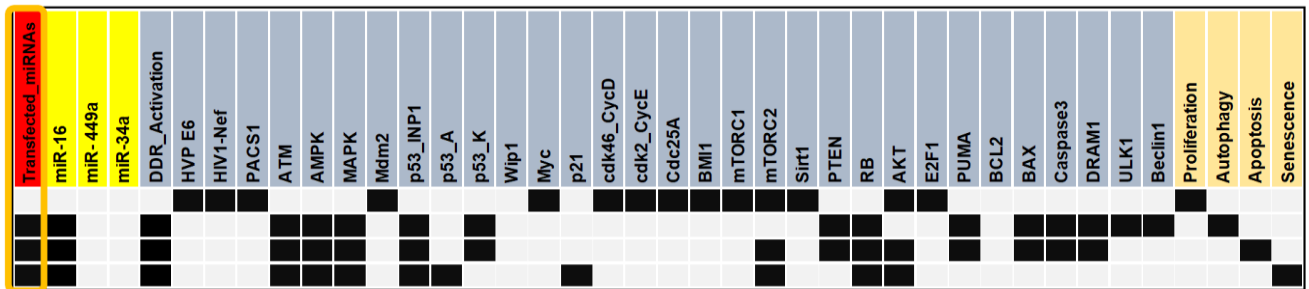
Response/Phenotype: Induction of autophagy, apoptosis and senescence in response to DNA damage

## Knockdown (KO) of mTOR2



Response/Phenotype: Induction of Autophagy in response to DNA damage

## Knockdown (KO) of mTOR1

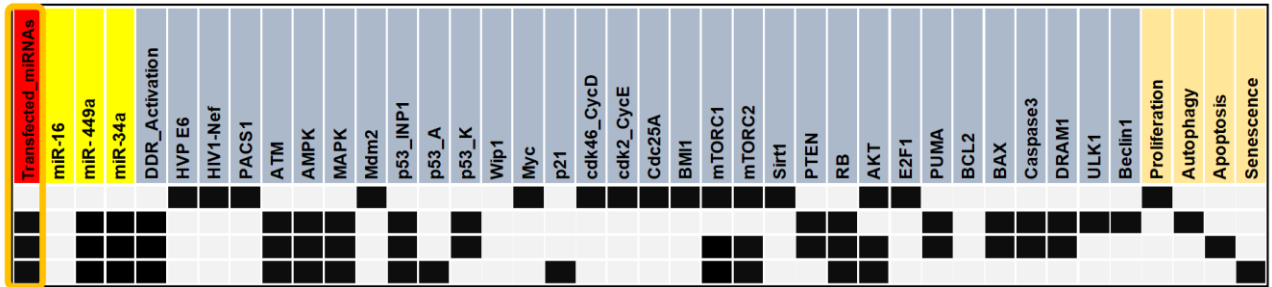


Response/Phenotype: Induction of autophagy, apoptosis and senescence




## Synthetic Boolean network predictions based on experimental studies

Synergistic regulation between miR-34a and miR-449a



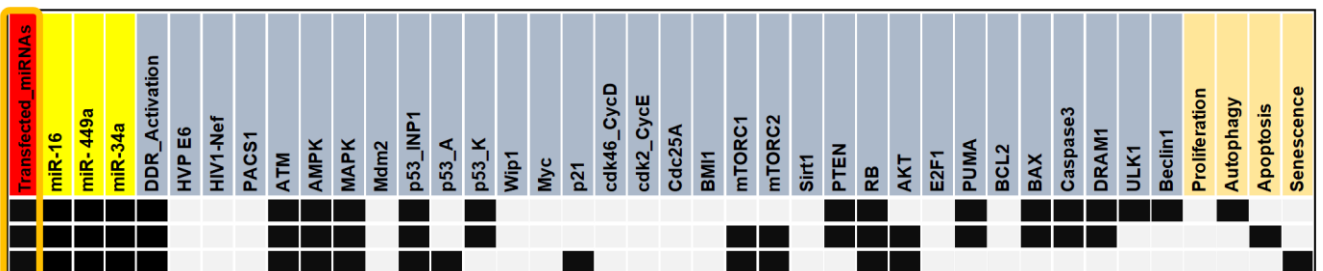
Response/Phenotype: Induction of autophagy, apoptosis and senescence in response to DNA damage

Synergistic regulation between miR-16 and miR-449a



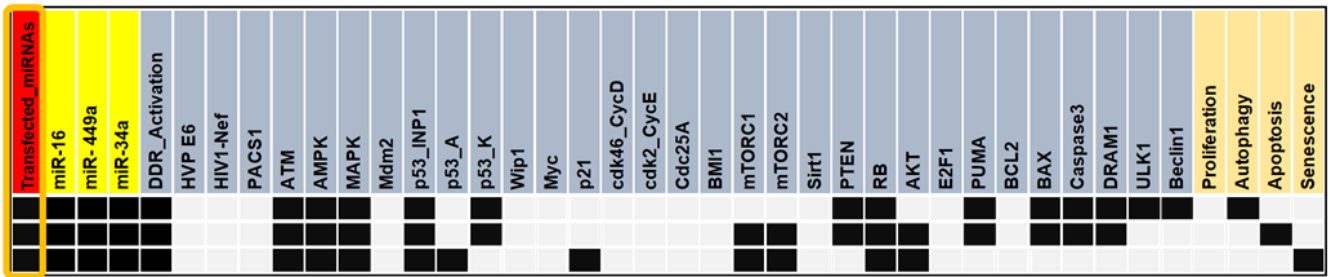
Response/Phenotype: Induction of autophagy, apoptosis and senescence in response to DNA damage

Synergistically overexpression (E1) of miR-449a/miR-34a/miR-16



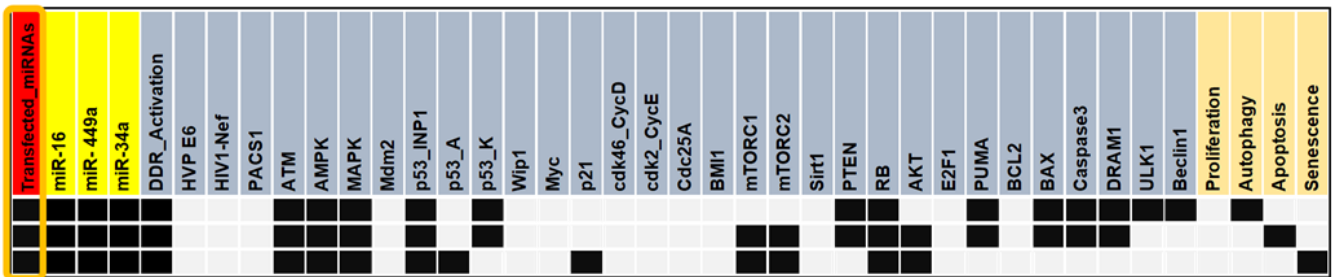
Response/Phenotype: Induction of functional and stable G1/S checkpoint.

Targeting of Cdc25A by miR-16/miR-34a/miR-449a



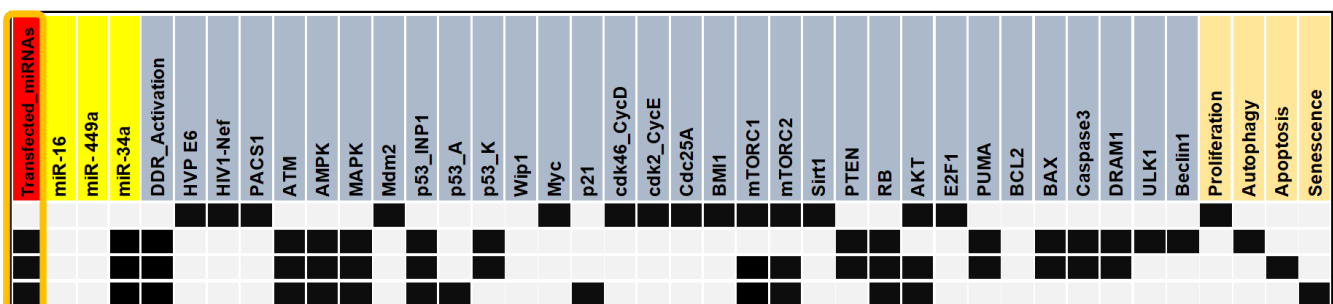
**Response/Phenotype: Repression of proliferation through the induction of DNA Damage Response pathways**

Knockdown (KO) of PACS1



**Response/Phenotype: Repression of proliferation through the induction of autophagy along with apoptosis and senescence**

Transfection of miR-34a



**Response/Phenotype: Inhibition of proliferation and induction of senescence, autophagy and apoptosis**