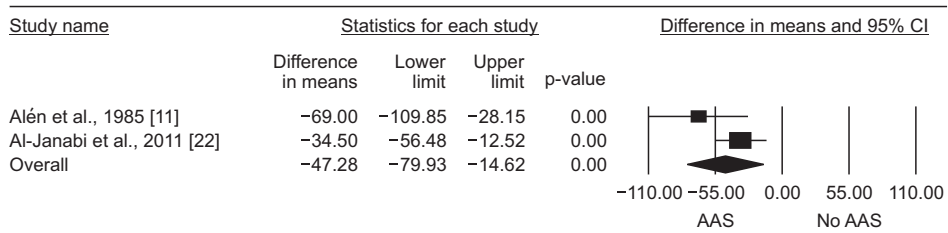
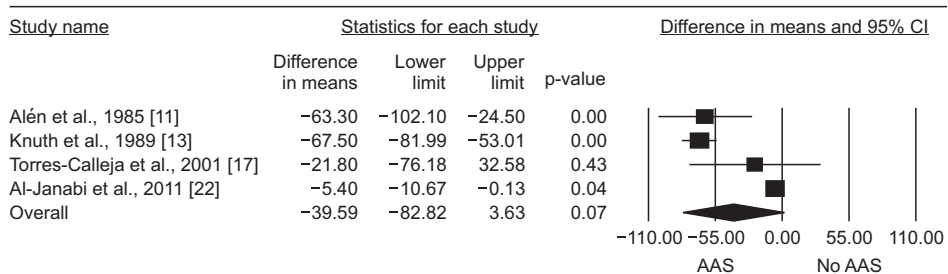


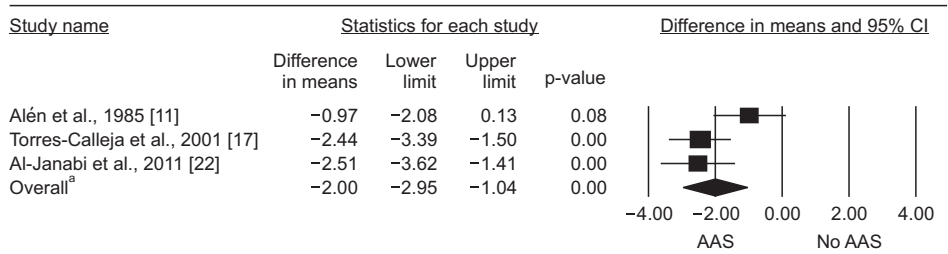
**A**



**B**



**C**



**Supplement Fig. 3.** Weighted differences (with 95% confidence interval [CI]) of total sperm count (A;  $\times 10^6$ ), sperm concentration (B;  $\times 10^6/\text{mL}$ ) and sperm normal morphology (C; %) in men using or not using anabolic androgen steroids (AAS). Data are reported as mean (95% CI). Std diff: standardized difference. <sup>a</sup>Standardized mean (95% CI).