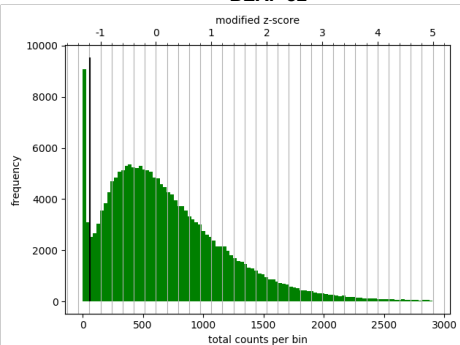
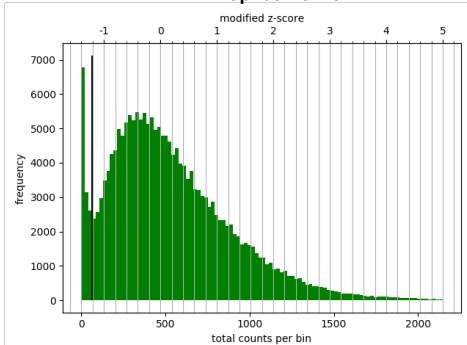
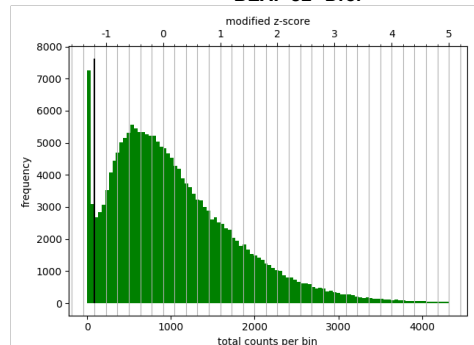


**A****BG3BEAF-32<sup>-</sup>****B****BG3Cp190<sup>-</sup> Chro<sup>-</sup>****C****BG3BEAF-32<sup>-</sup> Dref<sup>-</sup>**

**Figure S16.** *Diagnostic plots for correction of Hi-C plots from HiCExplorer.* Histograms of the sum of contact per bin in (A) BEAF-32 single knockdown, (B) Cp190 Chro double knockdown and (C) BEAF-32 Dref double knockdown. The vertical black line represents the lower threshold for removing bins with lower number of reads.