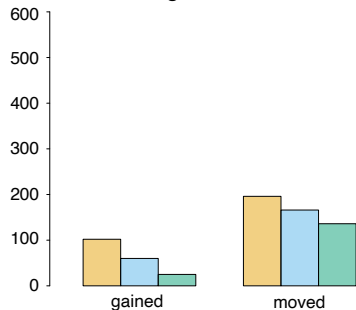


A

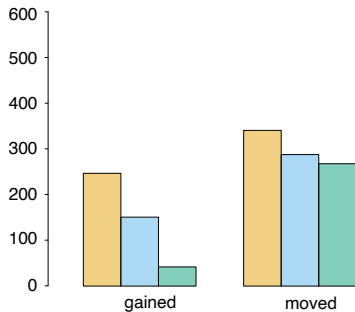
## strong new borders



	gained	moved
BG3BEAF-32-	102	196
BG3Cp190-Chro-	60	166
BG3BEAF-32-Dref-	25	136

B

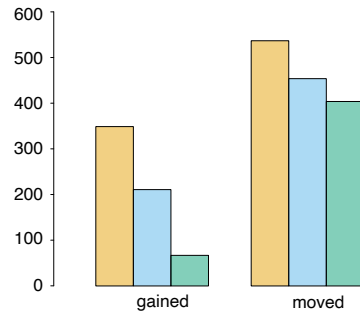
## weak new borders



	gained	moved
BG3BEAF-32-	247	341
BG3Cp190-Chro-	151	288
BG3BEAF-32-Dref-	42	268

C

## all new borders



	gained	moved
BG3BEAF-32-	349	537
BG3Cp190-Chro-	211	454
BG3BEAF-32-Dref-	67	404

**Figure S5.** *Classification of new TAD borders in the knockdowns.* New borders in the three knockdowns (BEAF-32 knockdown, Cp190 Chro double knockdown and BEAF-32 Dref double knockdown) can be gained as a consequence appearing inside a WT TAD (splitting a TAD) or moved when they correspond to relocation of a WT TAD border. We considered the cases of: (A) new strong borders; (B) new weak borders; (C) all new borders.