

Figure.21-CD44 (MDA-MB-231)




Figure.2I-CD44 (HCC-1806)

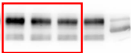


Figure.2A-GAPDH (MDA-MB-231)

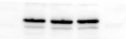


Figure.2A-GAPDH (HCC-1806)

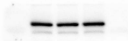


Figure. 2I-GAPDH (MDA-MB-231)



Figure 21-GAPDH (HCC-1806)



Figure.21-Nanog (MDA-MB-231)




Figure.2I-Nanog (HCC-1806)

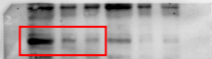


Figure.2I-OCT-4 (MDA-MB-231)

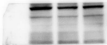


Figure.21-OCT-4 (HCC-1806)

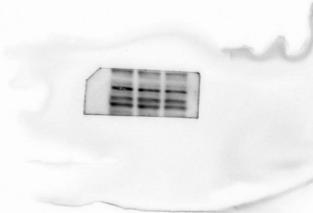


Figure.2A-RAD18 (MDA-MB-231)

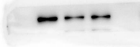


Figure.2A-RAD18 (HCC-1806)




Figure. 2I-RAD18 (MDA-MB-231)

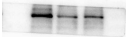


Figure.2I-RAD18 (HCC-1806)

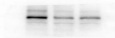


Figure.21-SOX2 (MDA-MB-231)



Figure.2I-SOX2 (HCC-1806)

