


Hydrogen-generating Si-based agent protects against skin flap ischemia-reperfusion

injury in rats

Naoya Otani, Koichi Tomita, Yuki Kobayashi, Kazuya Kuroda, Yoshihisa Koyama, Hikaru

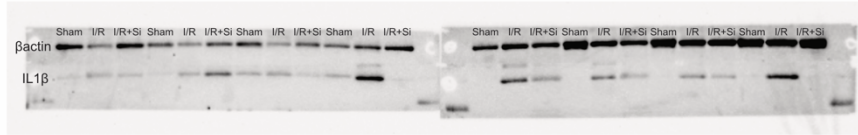
Kobayashi, and Tateki Kubo



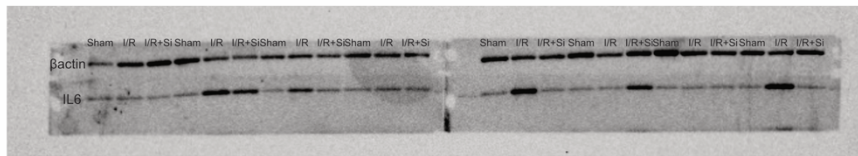
Supplementary Figure 1.

Original images of Fig.4e-f. Representative samples of each group were used. These membranes were cut around the predicted molecular weight prior to hybridization with antibodies.

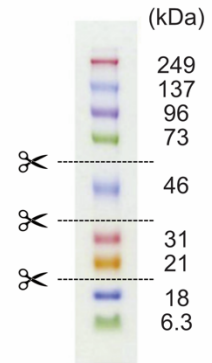
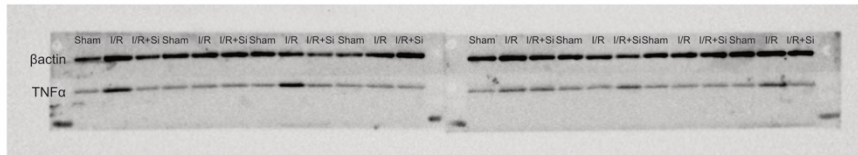
IL1 β



IL6



TNF α



Supplementary Figure 2.

All biological replicates of Western blotting. These membranes were cut around each predicted molecular weight prior to hybridization with antibodies. All samples were derived from the same experiment and gels/blots were processed in parallel.