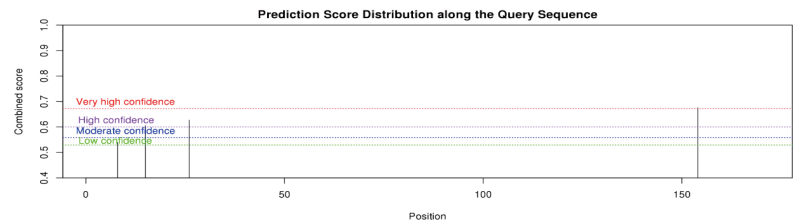
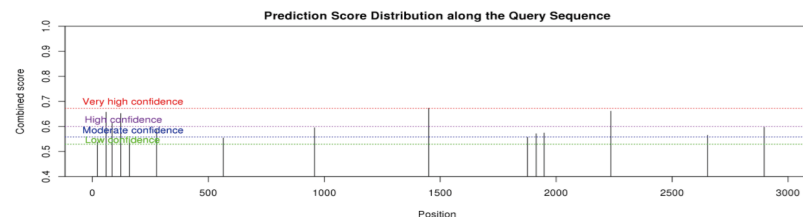


A



#	Position	Sequence context	Structural context	Local structure visualization	Score(binary)	Score(km)	Score(spectrum)	Score(combined)	Decision
1	8	----- AGUUU GAACA ACUGA CUCUU GAUGG ACACA	N/A	N/A	0.461	0.151	0.695	0.539	m ⁶ A site (Low confidence)
2	15	----- --AG UUUGA ACAAC UGACU CUUGA UGGAC ACAAC CUUCC	N/A	N/A	0.570	0.252	0.696	0.605	m ⁶ A site (High confidence)
3	26	UUGAA CAACU GACUC UUGAU GGACA CAACC UUCU UCUCU CGUCU	N/A	N/A	0.582	0.424	0.714	0.627	m ⁶ A site (High confidence)
4	154	ACCCC CUGGC UGGAG GCCGA GGACU ACCCC CUGCU UCUAG -----	N/A	N/A	0.737	0.793	0.578	0.676	m ⁶ A site (Very high confidence)

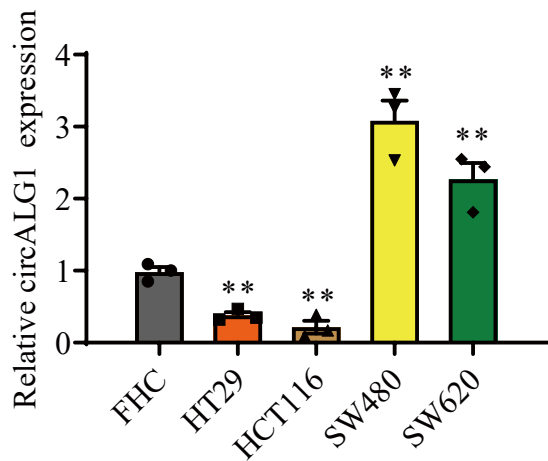
circALG1



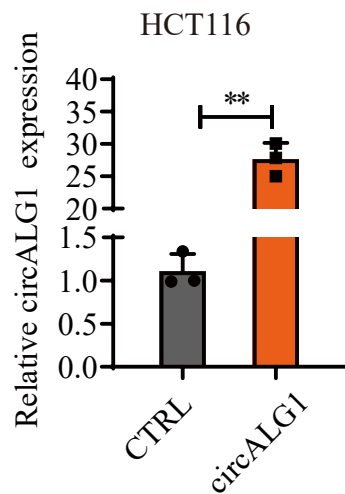
#	Position	Sequence context	Structural context	Local structure visualization	Score(binary)	Score(km)	Score(spectrum)	Score(combined)	Decision
1	22	-UCAU UGAAG UCAAC AAGAG AGACA UAGUC UUCUU GGUUG AUGGC	N/A	N/A	0.494	0.508	0.600	0.537	m ⁶ A site (Low confidence)
2	59	UGSAU GGCUC AUCUG CACUG GGACU GGCCA ACUUC AAUGC CAUCC	N/A	N/A	0.68	0.567	0.637	0.657	m ⁶ A site (High confidence)
3	85	GCCAA CUUCA AUGCC AUCCG AGACU UCAUU GCUAA AGUCA UCCAG	N/A	N/A	0.565	0.680	0.671	0.613	m ⁶ A site (High confidence)
4	122	UCAUC CAGAG GCUGG AAAUU GGACA GGAUC UUAUC CAGGU GGCAG	N/A	N/A	0.585	0.555	0.757	0.652	m ⁶ A site (High confidence)

circCOL6A3

B



C



D

