

Mass spectrum of compound H4

28-Aug-13 15:31:26

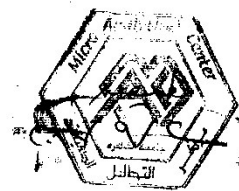
310 OK

**Cairo University
 Micro Analytical Center**

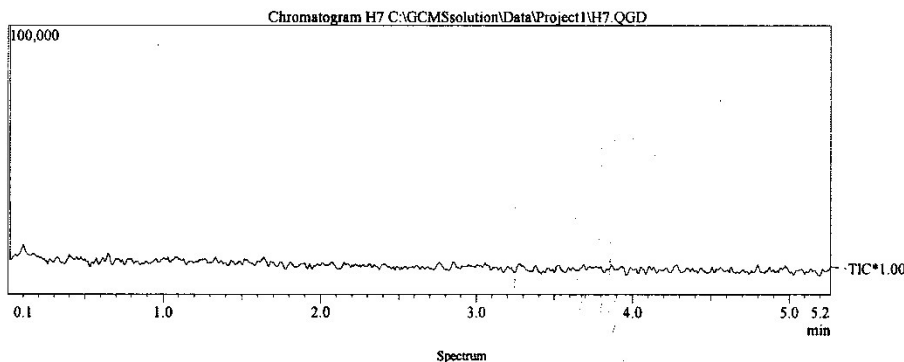
**DI Analysis
 Shimadzu Qp-2010 Plus**

Sample Information
 Analyzed by : Mai Younis
 Analyzed : 28/08/2013 03:19:36
 Sample Name : H7
 Sample ID :
 Customer Name : Dr. Hala Refaat - Science - Almansoura
 Data File : C:\GCMSolution\Data\Project1\H7.QGD
 Org Data File : C:\GCMSolution\Data\Project1\H7.QGD
 Method File : C:\GCMSolution\Data\Project1\Mai.qgm
 Org Method File : C:\GCMSolution\Data\Project1\Mai.qgm
 Report File :
 Tuning File : C:\GCMSolution\System\Tune1_default1.qgt
 SEndi Modified by : Mai Younis
 Modified : 28/08/2013 03:24:56

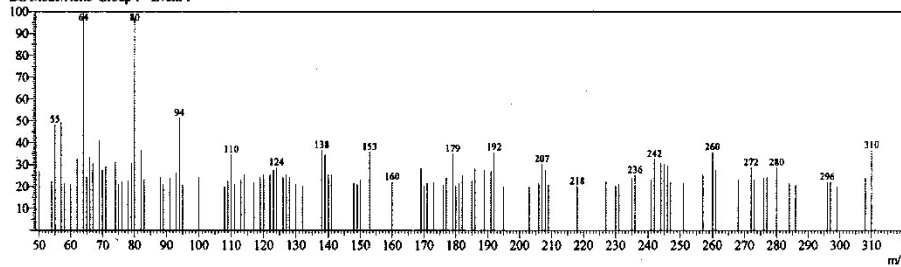
Method
 Analytical Line 1
 IonSourceTemp : 250.00 °C
 [MS Table]
 -Group 1 - Event 1-
 Start Time : 0.00min
 End Time : 10.00min
 ACQ Mode : Scan
 Event Time : 0.50sec
 Scan Speed : 1000
 Start m/z : 50.00
 End m/z : 500.00
 Electron Voltage : 70 eV
 Ionization Mode : EI



C:\GCMSolution\Data\Project1\H7.QGD



Line#: 1 R. Time: 4.6 (Scan#: 556)
 MassPeaks: 106
 RawMode: Single 4.6(556) BasePeak: 64(257)
 BG Mode: None Group 1 - Event 1



Mass Table
 Line#: 1 R. Time: 4.6 (Scan#: 556)
 MassPeaks: 106
 RawMode: Single 4.6(556) BasePeak: 64(257)
 BG Mode: None Group 1 - Event 1

#	m/z	Abs. In	Rel. Int.	#	m/z	Abs. In	Rel. Int.	#	m/z	Abs. In	Rel. Int.
1	50.00	70	27.24	4	57.00	127	49.42	7	62.00	84	32.68
2	54.00	58	22.57	5	58.00	55	21.40	8	64.00	257	100.00
3	55.00	124	48.25	6	60.00	54	21.01	9	65.00	63	24.51

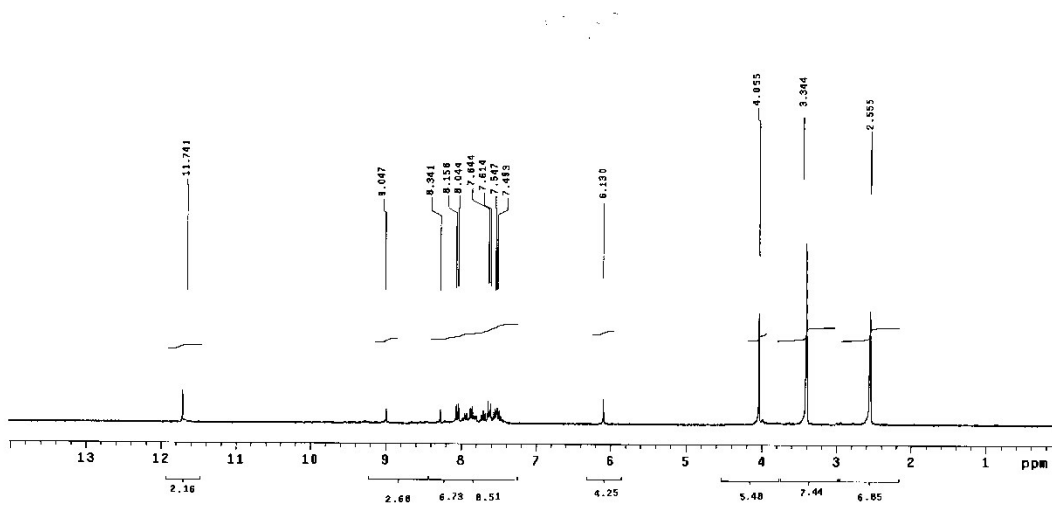
28-Aug-13 15:31:26

#	m/z	Abs. In	Rel. Int.	#	m/z	Abs. In	Rel. Int.	#	m/z	Abs. In	Rel. Int.
10	66.00	86	33.46	43	127.00	65	25.29	76	209.00	54	21.01
11	67.00	79	30.74	44	128.00	62	24.12	77	218.00	52	20.23
12	69.00	106	41.25	45	130.00	54	21.01	78	227.00	58	22.57
13	70.00	71	27.63	46	132.00	52	20.23	79	230.00	52	20.23
14	71.00	76	29.57	47	138.00	94	36.58	80	231.00	54	21.01
15	74.00	81	31.52	48	139.00	89	34.63	81	235.00	62	24.12
16	75.00	54	21.01	49	140.00	65	25.29	82	236.00	65	25.29
17	76.00	57	22.18	50	141.00	65	25.29	83	241.00	60	23.35
18	78.00	58	22.57	51	148.00	55	21.40	84	242.00	84	32.68
19	79.00	79	30.74	52	149.00	54	21.01	85	244.00	79	30.74
20	80.00	249	96.89	53	150.00	60	23.35	86	245.00	78	30.35
21	82.00	94	36.58	54	153.00	92	35.80	87	246.00	76	29.57
22	83.00	60	23.35	55	160.00	57	22.18	88	247.00	57	22.18
23	88.00	62	24.12	56	169.00	73	28.40	89	251.00	55	21.40
24	89.00	54	21.01	57	170.00	52	20.23	90	257.00	66	25.68
25	91.00	62	24.12	58	171.00	55	21.40	91	260.00	92	35.80
26	93.00	68	26.46	59	173.00	57	22.18	92	261.00	71	27.63
27	94.00	132	51.36	60	176.00	54	21.01	93	268.00	60	23.35
28	95.00	54	21.01	61	177.00	62	24.12	94	272.00	74	28.79
29	100.00	63	24.51	62	179.00	90	35.02	95	273.00	60	23.35
30	108.00	52	20.23	63	180.00	52	20.23	96	276.00	62	24.12
31	109.00	58	22.57	64	181.00	55	21.40	97	277.00	63	24.51
32	110.00	89	34.63	65	182.00	65	25.29	98	280.00	74	28.79
33	111.00	54	21.01	66	185.00	58	22.57	99	284.00	55	21.40
34	113.00	60	23.35	67	186.00	73	28.40	100	286.00	54	21.01
35	114.00	66	25.68	68	189.00	71	27.63	101	296.00	57	22.18
36	117.00	57	22.18	69	191.00	70	27.24	102	297.00	57	22.18
37	119.00	63	24.51	70	192.00	92	35.80	103	299.00	52	20.23
38	120.00	65	25.29	71	195.00	52	20.23	104	308.00	63	24.51
39	122.00	65	25.29	72	203.00	52	20.23	105	310.00	94	36.58
40	123.00	71	27.63	73	206.00	55	21.40				
41	124.00	74	28.79	74	207.00	78	30.35				
42	126.00	62	24.12	75	208.00	71	27.63				

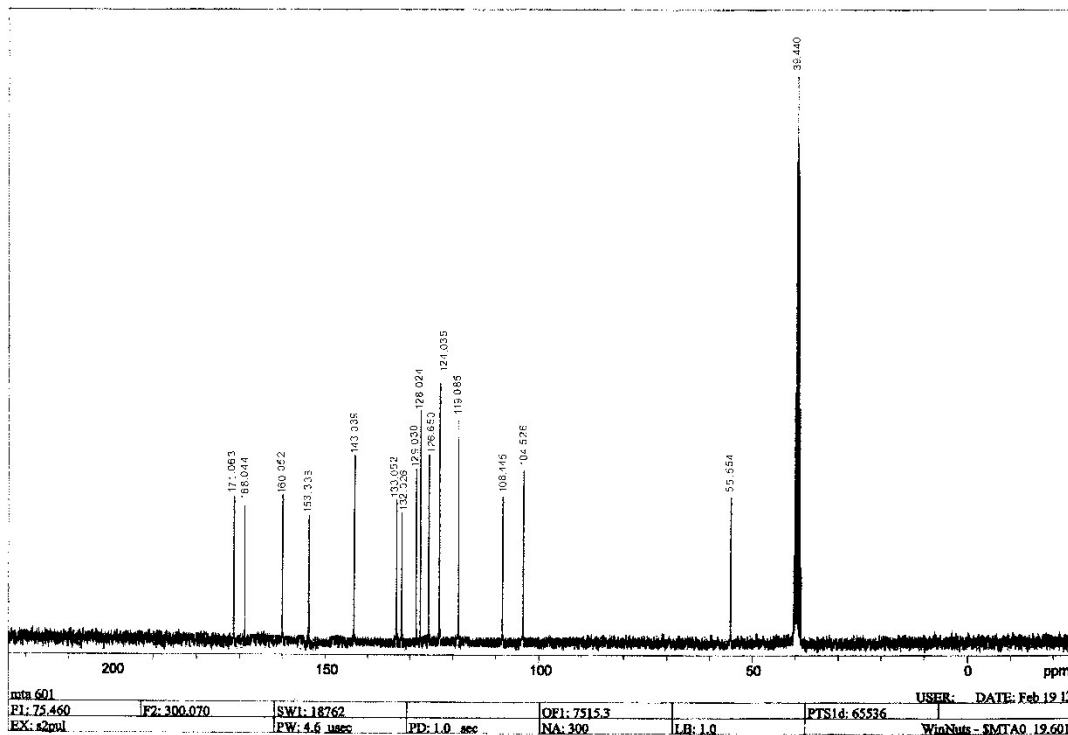
1H-NMR spectrum of compound H4

NadaAbdelaleem-H4-DMSO-H
Pulse Sequence: s2pu1
Solvent: DMSO
Temp. 30.0 C / 303.1 K
Mercury-3000B "NMR300"

Relax. delay 1.000 sec
Pulse 10.6 degrees
Acq. time 4.004 sec
Width 8000.0 Hz
13 repetitions
OBSERVE H1, 500.0687710 MHz
DATA PROCESSING
F1 size 65530
Total time 19 min, 19 sec



13C-NMR spectrum of compound H4



Mass spectrum of compound H5

28-Aug-13 15:42:25

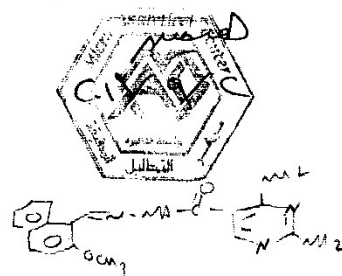
**Cairo University
Micro Analytical Center**

336 *SV*

**DI Analysis
Shimadzu Qp-2010 Plus**

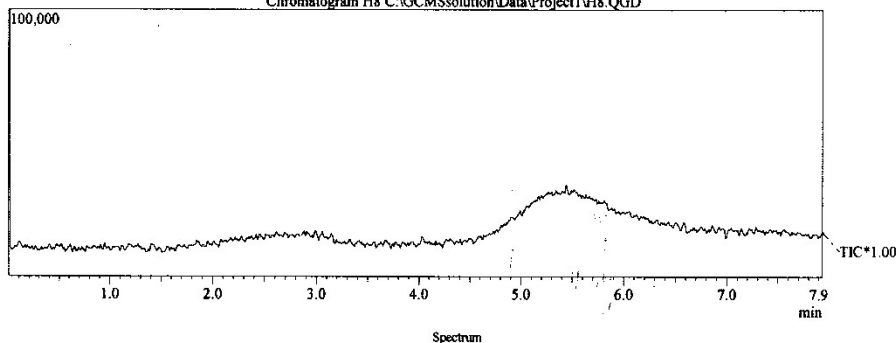
Sample Information
 Analyzed by : Mai Younis
 Analyzed : 28/08/2013 03:33:28
 Sample Name : H8
 Sample ID :
 Customer Name : Dr.Hala Refaat - Science - Almansoura
 Data File : C:\GCMSsolution\Data\Project1\H8.QGD
 Org Data File : C:\GCMSsolution\Data\Project1\H8.QGD
 Method File : C:\GCMSsolution\Data\Project1\Mai.qgm
 Org Method File : C:\GCMSsolution\Data\Project1\Mai.qgm
 Report File :
 Tuning File : C:\GCMSsolution\System1\Tune1_default1.qgt
 \$EndIS Modified by : Mai Younis
 Modified : 28/08/2013 03:41:28

Method
 Analytical Line 1
 IonSourceTemp : 250.00 °C
 [MS Table]
 -Group 1 - Event 1-
 Start Time : 0.00min
 End Time : 10.00min
 ACQ Mode : Scan
 Event Time : 0.50sec
 Scan Speed : 833
 Start m/z : 50.00
 End m/z : 450.00
 Electron Voltage : 70 eV
 Ionization Mode : EI

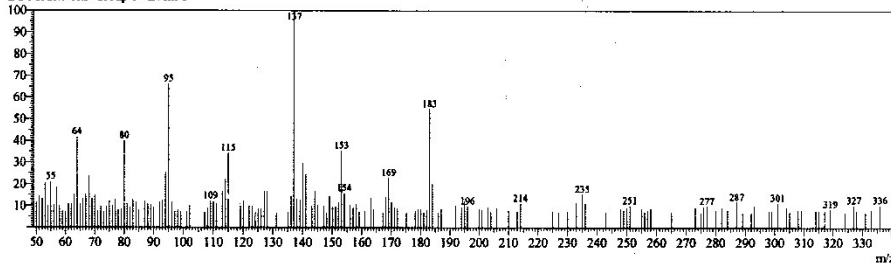


C:\GCMSsolution\Data\Project1\H8.QGD

Chromatogram H8 C:\GCMSsolution\Data\Project1\H8.QGD



Line#: 1 R.Time: 7.0(Scan#: 846)
 MassPeaks: 166
 RawMode: Single 7.0(846) BasePeak: 137(762)
 BG Mode: None Group 1 - Event 1

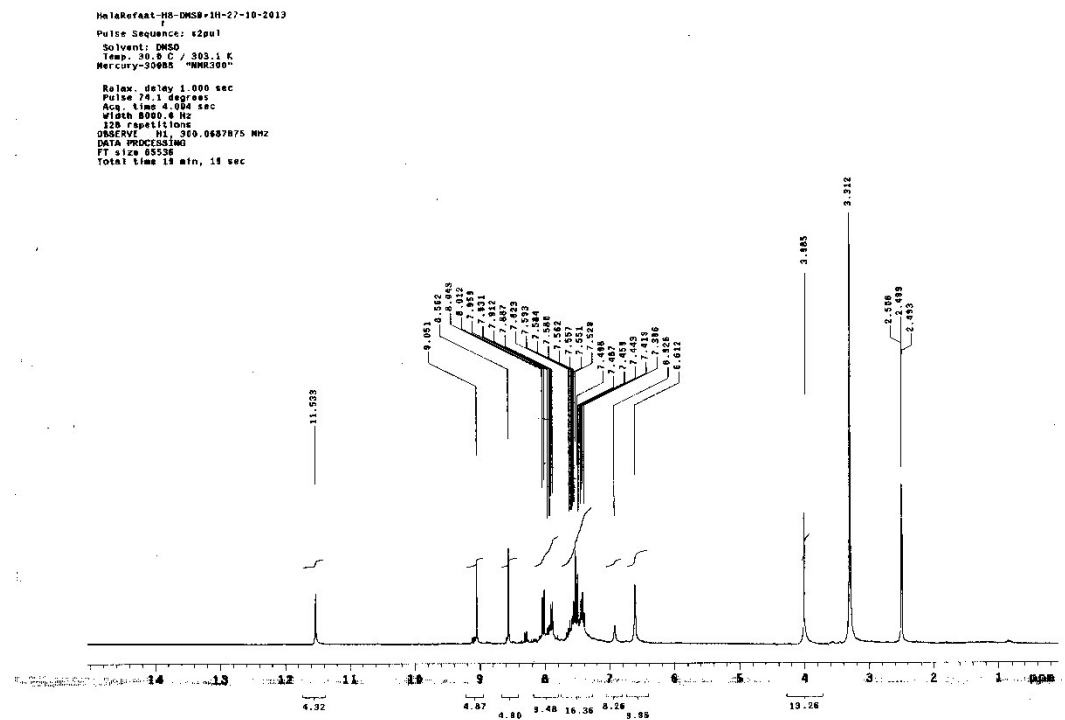


Mass Table
 Line#: 1 R.Time: 7.0(Scan#: 846)
 MassPeaks: 166
 RawMode: Single 7.0(846) BasePeak: 137(762)
 BG Mode: None Group 1 - Event 1

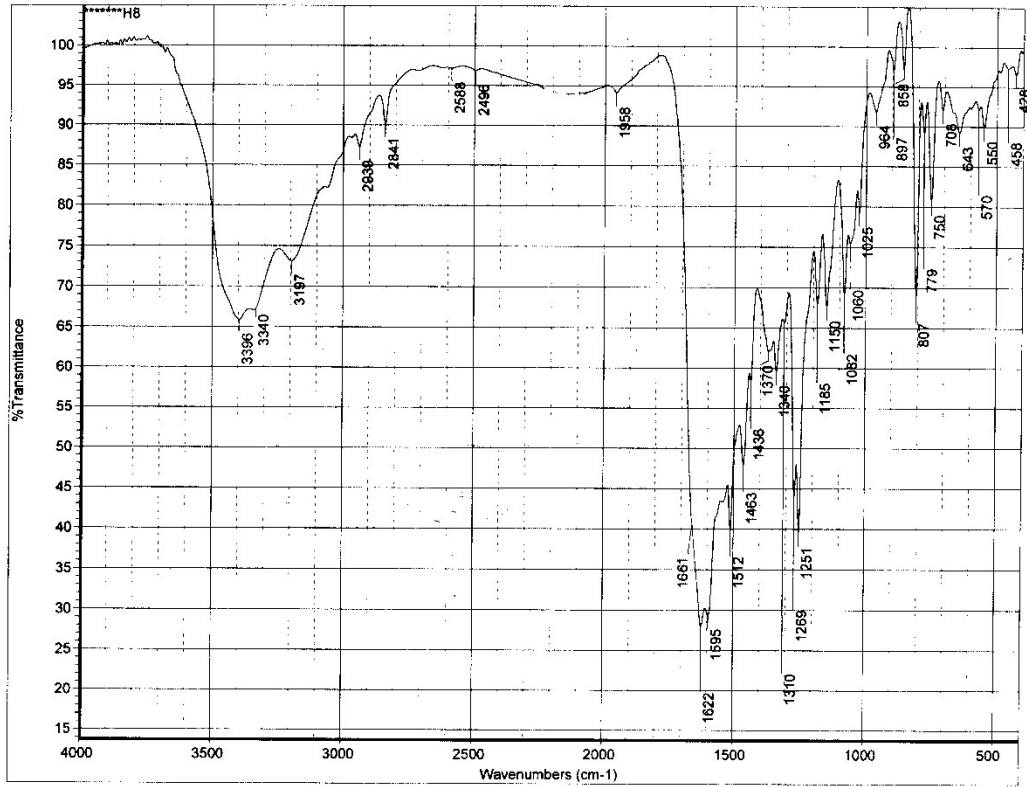
#	m/z	Abs. In	Rel. Int.	#	m/z	Abs. In	Rel. Int.	#	m/z	Abs. In	Rel. Int.
1	50.00	89	11.68	4	53.00	156	20.47	7	56.00	81	10.63
2	51.00	110	14.44	5	54.00	76	9.97	8	57.00	143	18.77
3	52.00	102	13.39	6	55.00	162	21.26	9	58.00	79	10.37

#	m/z	Abs. In	Rel. Int.	#	m/z	Abs. In	Rel. Int.	#	m/z	Abs. In	Rel. Int.
10	59.00	57	7.48	63	124.10	55	7.22	116	203.00	73	9.58
11	60.00	55	7.22	64	125.10	68	8.92	117	204.00	57	7.48
12	61.00	84	11.02	65	126.10	65	8.53	118	206.00	68	8.92
13	62.00	82	10.76	66	127.10	129	16.93	119	210.00	62	8.14
14	63.00	118	15.49	67	128.10	129	16.93	120	213.00	57	7.48
15	64.00	319	41.86	68	131.10	52	6.82	121	214.00	86	11.29
16	65.00	84	11.02	69	135.10	55	7.22	122	225.00	57	7.48
17	66.00	103	13.52	70	136.10	110	14.44	123	227.00	54	7.09
18	67.00	118	15.49	71	137.05	762	100.00	124	230.00	57	7.48
19	68.00	182	23.88	72	138.10	100	13.12	125	233.00	90	11.81
20	69.00	103	13.52	73	139.10	97	12.73	126	235.00	118	15.49
21	70.00	113	14.83	74	140.10	226	29.66	127	236.00	86	11.29
22	71.00	60	7.87	75	141.10	190	24.93	128	243.00	54	7.09
23	72.00	74	9.71	76	143.10	76	9.97	129	248.00	68	8.92
24	73.00	54	7.09	77	144.10	127	16.67	130	249.00	62	8.14
25	74.00	73	9.58	78	145.10	79	10.37	131	250.00	71	9.32
26	75.00	94	12.34	79	147.10	74	9.71	132	251.00	78	10.24
27	76.00	78	10.24	80	148.10	52	6.82	133	255.00	68	8.92
28	77.00	98	12.86	81	149.10	111	14.57	134	256.00	55	7.22
29	78.00	63	8.27	82	150.10	71	9.32	135	257.00	60	7.87
30	79.00	68	8.92	83	151.10	74	9.71	136	258.00	66	8.66
31	80.00	305	40.03	84	152.10	89	11.68	137	265.00	54	7.09
32	81.00	84	11.02	85	153.10	270	35.43	138	273.00	70	9.19
33	82.00	70	9.19	86	154.10	121	15.88	139	275.00	54	7.09
34	83.00	98	12.86	87	156.10	79	10.37	140	276.00	73	9.58
35	84.00	89	11.68	88	157.10	70	9.19	141	277.00	76	9.97
36	85.00	63	8.27	89	158.10	84	11.02	142	280.00	62	8.14
37	87.00	92	12.07	90	159.10	55	7.22	143	282.00	70	9.19
38	88.00	81	10.63	91	161.10	58	7.61	144	284.00	63	8.27
39	89.00	81	10.63	92	163.10	106	13.91	145	287.00	90	11.81
40	90.00	71	9.32	93	164.10	65	8.53	146	289.00	52	6.82
41	92.00	90	11.81	94	167.10	52	6.82	147	292.00	52	6.82
42	93.00	97	12.73	95	168.10	108	14.17	148	293.00	76	9.97
43	94.00	193	25.33	96	169.10	175	22.97	149	298.00	57	7.48
44	95.05	505	66.27	97	170.10	89	11.68	150	299.00	57	7.48
45	96.10	90	11.81	98	171.10	71	9.32	151	301.00	87	11.42
46	97.10	57	7.48	99	172.10	70	9.19	152	304.00	71	9.32
47	98.10	63	8.27	100	175.10	52	6.82	153	305.00	57	7.48
48	99.10	55	7.22	101	178.10	62	8.14	154	308.00	63	8.27
49	101.10	55	7.22	102	179.10	66	8.66	155	309.00	63	8.27
50	102.10	78	10.24	103	180.10	65	8.53	156	314.00	62	8.14
51	107.10	55	7.22	104	181.10	54	7.09	157	315.00	57	7.48
52	108.10	70	9.19	105	182.10	62	8.14	158	317.00	60	7.87
53	109.10	94	12.34	106	183.05	417	54.72	159	319.00	65	8.53
54	110.10	90	11.81	107	184.00	153	20.08	160	324.00	54	7.09
55	111.10	82	10.76	108	186.00	52	6.82	161	327.00	79	10.37
56	113.10	126	16.54	109	187.00	65	8.53	162	328.00	62	8.14
57	114.10	170	22.31	110	192.00	78	10.24	163	331.00	54	7.09
58	115.10	262	34.38	111	194.00	71	9.32	164	333.00	63	8.27
59	119.10	89	11.68	112	195.00	92	12.07	165	336.00	79	10.37
60	120.10	94	12.34	113	196.00	76	9.97				
61	122.10	78	10.24	114	200.00	65	8.53				
62	123.10	73	9.58	115	201.00	62	8.14				

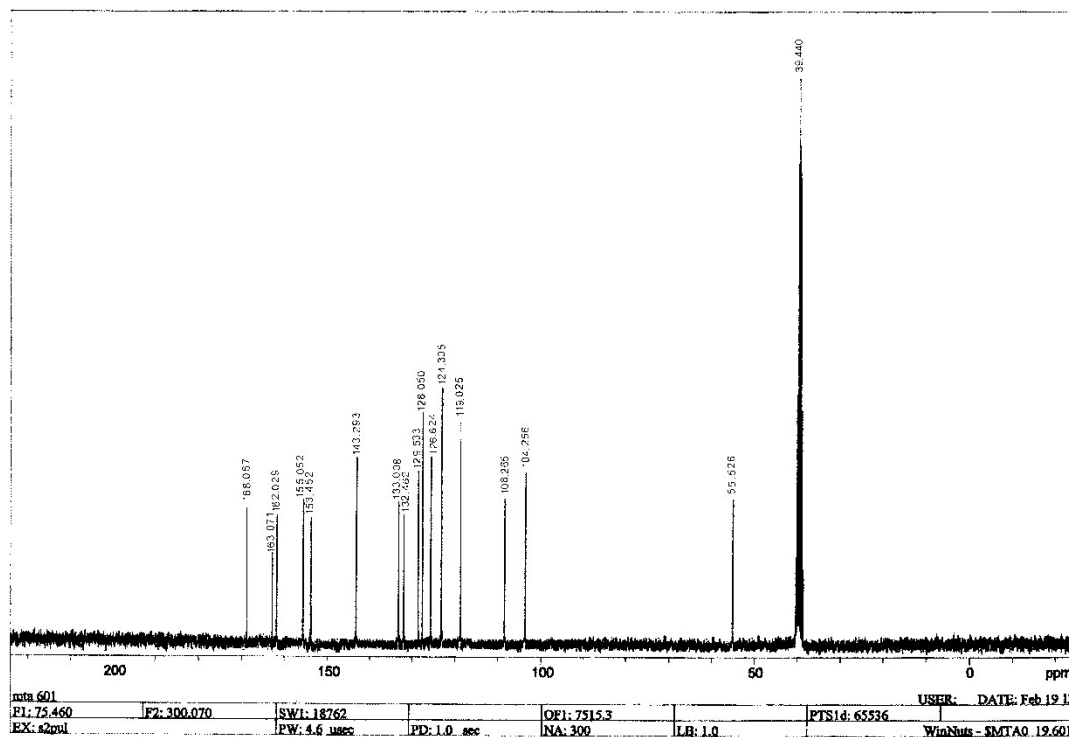
1H-NMR spectrum of compound H5



IR spectrum of compound H5



13C-NMR spectrum of compound H5



Mass spectrum of compound H6

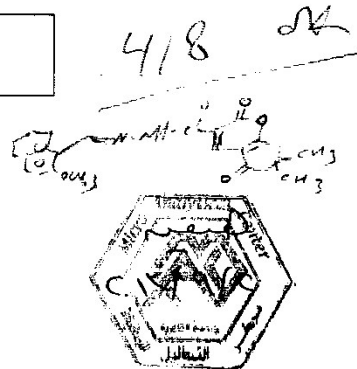
28-Aug-13 14:19:05

Cairo University Micro Analytical Center

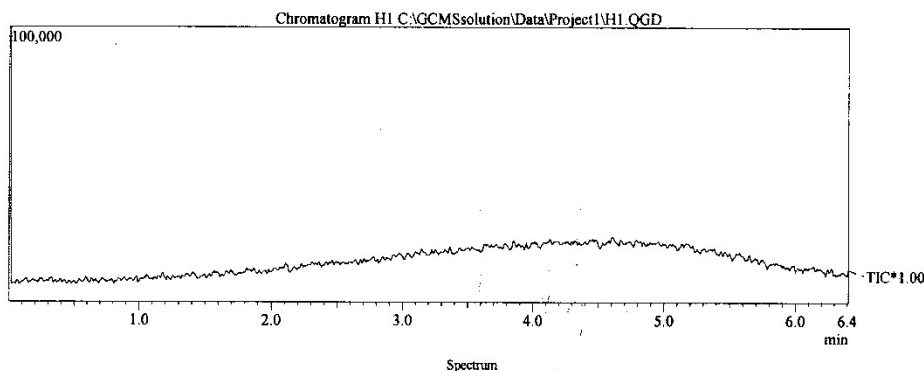
DI Analysis
Shimadzu Qp-2010 Plus

Sample Information
 Analyzed by : Mai Younis
 Analyzed : 28/08/2013 02:07:58
 Sample Name : H1
 Sample ID :
 Customer Name : Dr Hala Refaat - Science - Almansoura
 Data File : C:\GCMSsolution\Data\Project\H1.QGD
 Org Data File : C:\GCMSsolution\Data\Project\H1.QGD
 Method File : C:\GCMSsolution\Data\Project\H1.Mai.qgm
 Org Method File : C:\GCMSsolution\Data\Project\H1.Mai.qgm
 Report File :
 Tuning File : C:\GCMSsolution\System1\Tune1_default1.tgt
 \$Endf\$ Modified by : Mai Younis
 Modified : 28/08/2013 02:14:27

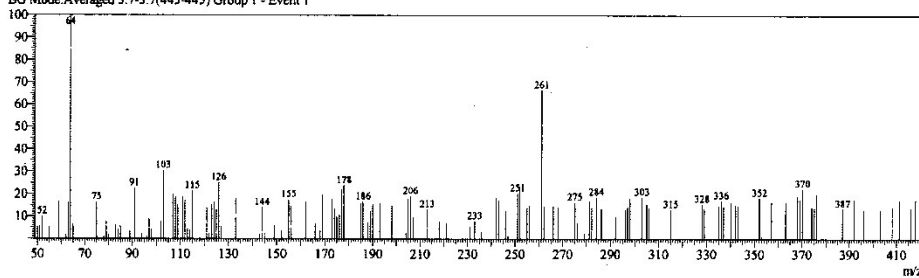
Method
 Analytical Line 1
 IonSourceTemp : 250.00 °C
 [MS Table]
 --Group 1 - Event 1--
 Start Time : 0.00min
 End Time : 10.00min
 ACQ Mode : Scan
 Event Time : 0.50sec
 Scan Speed : 1000
 Start m/z : 50.00
 End m/z : 500.00
 Electron Voltage : 70 eV
 Ionization Mode : EI



C:\GCMSsolution\Data\Project\H1.QGD



Line#: 1 R.Time: 4.3(Scan#: 517)
 MassPeaks: 128
 RawMode: Single 4.3(517) BasePeak: 64(396)
 BG Mode: Averaged 3.7-3.7(445-445) Group 1 - Event 1



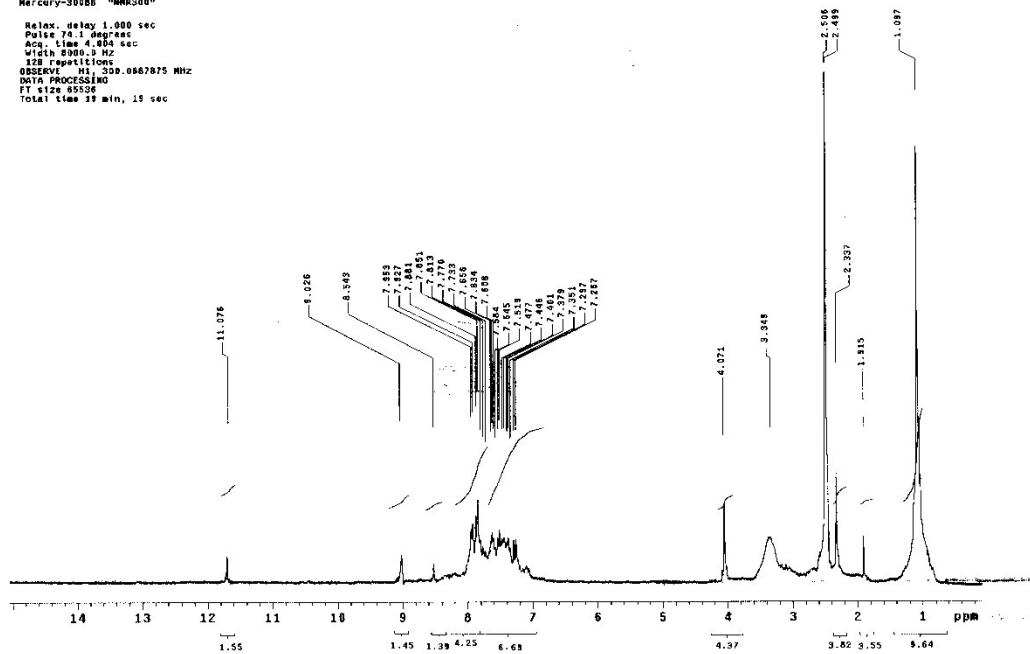
Mass Table
 Line#: 1 R.Time: 4.3(Scan#: 517)
 MassPeaks: 128
 RawMode: Single 4.3(517) BasePeak: 64(396)
 BG Mode: Averaged 3.7-3.7(445-445) Group 1 - Event 1

#	m/z	Abs. In	Rel. Int.	#	m/z	Abs. In	Rel. Int.	#	m/z	Abs. In	Rel. Int.
1	50.00	21	5.30	4	55.00	22	5.56	7	63.00	64	16.16
2	51.00	24	6.06	5	59.00	66	16.67	8	63.95	396	100.00
3	52.00	40	10.10	6	62.00	7	1.77	9	65.00	26	6.57

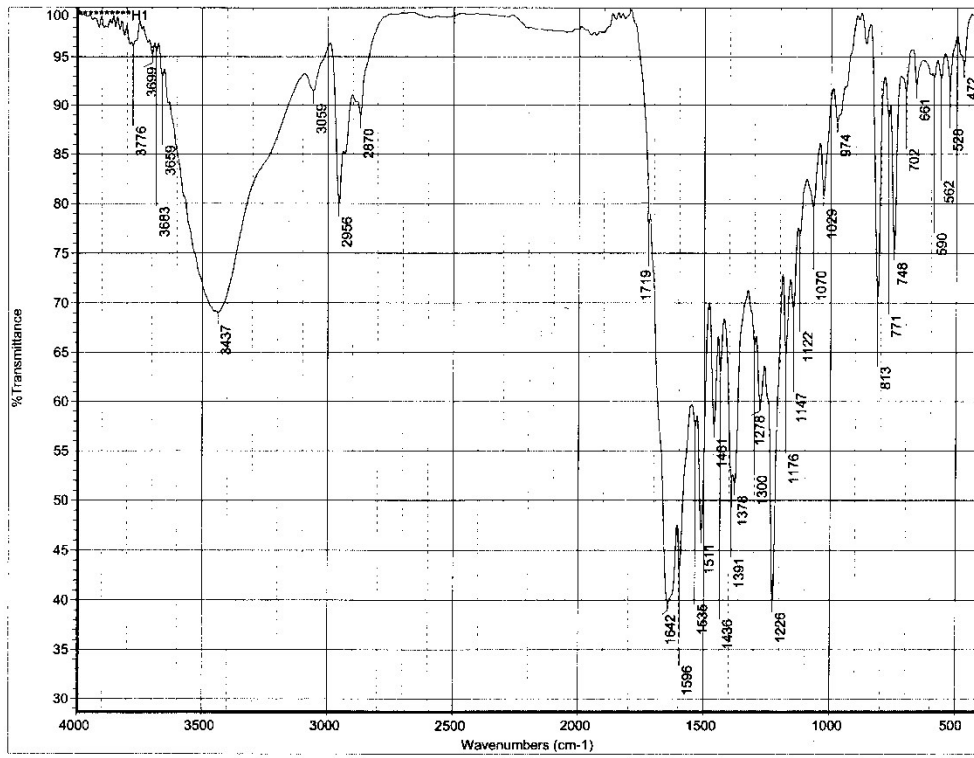
#	m/z	Abs. In	Rel. Int.	#	m/z	Abs. In	Rel. Int.	#	m/z	Abs. In	Rel. Int.
10	75.00	65	16.41	50	168.00	14	3.54	90	281.10	68	17.17
11	78.00	4	1.01	51	169.00	78	19.70	91	282.10	55	13.89
12	79.00	30	7.58	52	173.00	71	17.93	92	284.10	74	18.69
13	79.95	7	1.77	53	174.00	54	13.64	93	286.10	54	13.64
14	83.00	24	6.06	54	175.00	39	9.85	94	292.10	40	10.10
15	84.00	18	4.55	55	176.00	43	10.86	95	296.10	52	13.13
16	85.00	23	5.81	56	177.00	87	21.97	96	297.10	57	14.39
17	89.00	14	3.54	57	178.00	95	23.99	97	298.10	73	18.43
18	91.00	90	22.73	58	185.00	62	15.66	98	303.10	74	18.69
19	94.00	8	2.02	59	186.00	66	16.67	99	305.10	62	15.66
20	96.00	5	1.26	60	188.00	29	7.32	100	306.10	55	13.89
21	97.00	35	8.84	61	189.00	48	12.12	101	315.10	52	13.13
22	98.00	16	4.04	62	190.00	62	15.66	102	328.10	62	15.66
23	102.00	31	7.83	63	193.00	62	15.66	103	329.10	55	13.89
24	103.00	121	30.56	64	198.00	58	14.65	104	335.10	58	14.65
25	107.00	79	19.95	65	204.00	11	2.78	105	336.10	68	17.17
26	108.00	74	18.69	66	205.00	71	17.93	106	337.10	57	14.39
27	109.00	60	15.15	67	206.00	76	19.19	107	340.10	65	16.41
28	111.00	74	18.69	68	207.00	38	9.60	108	342.10	60	15.15
29	112.00	68	17.17	69	213.00	52	13.13	109	343.10	58	14.65
30	113.00	18	4.55	70	218.00	32	8.08	110	352.10	73	18.43
31	114.00	16	4.04	71	221.00	28	7.07	111	353.10	6	1.52
32	115.00	85	21.46	72	231.00	21	5.30	112	357.10	65	16.41
33	121.00	55	13.89	73	233.00	32	8.08	113	363.10	65	16.41
34	122.00	10	2.53	74	236.00	13	3.28	114	368.10	77	19.44
35	123.00	60	15.15	75	242.00	73	18.43	115	369.10	70	17.68
36	124.00	65	16.41	76	243.00	68	17.17	116	370.10	89	22.47
37	125.00	52	13.13	77	246.00	50	12.63	117	374.10	57	14.39
38	126.00	100	25.25	78	247.00	5	1.26	118	375.10	55	13.89
39	127.00	21	5.30	79	251.00	81	20.45	119	376.10	79	19.95
40	133.00	73	18.43	80	252.00	92	23.23	120	387.10	54	13.64
41	143.00	8	2.02	81	255.00	55	13.89	121	392.10	71	17.93
42	144.00	56	14.14	82	256.00	58	14.65	122	396.10	52	13.13
43	145.00	10	2.53	83	261.10	264	66.67	123	403.10	52	13.13
44	149.00	25	6.31	84	262.10	59	14.90	124	408.10	57	14.39
45	152.00	14	3.54	85	266.10	58	14.65	125	411.10	70	17.68
46	155.00	70	17.68	86	268.10	57	14.39	126	416.10	55	13.89
47	156.00	58	14.65	87	275.10	65	16.41	127	418.10	71	17.93
48	162.00	65	16.41	88	276.10	29	7.32				
49	166.00	27	6.82	89	279.10	10	2.53				

1H-NMR spectrum of compound H6

MalReAct-11-DMSO-1H-27-10-2013
Pulse Sequence: s2pu1
Solvent: DMSO
Temp: 30.8 C / 283.1 K
Mercury-300DB "MRF300"
Relax. delay 1.000 sec
Pulse 70.0 degree
Acq. time 4.804 sec
Width 6000.0 Hz
128 repetitions
OBSERVE: H1 300.0567875 MHz
DATA PROCESSING
F1 size 65536
Total time 19 min, 14 sec



IR spectrum of compound H6



13C-NMR spectrum of compound H6

