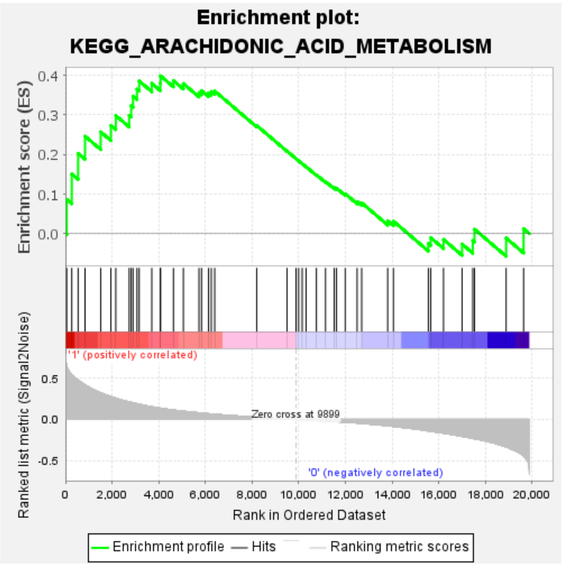
Enrichment plot:
KEGG_ARACHIDONIC_ACID_METABOLISM
Enrichment score (ES)
Ranked list metric (Signal2Noise)
'1' (positively correlated)
Zero cross at 9899
'0' (negatively correlated)
Rank in Ordered Dataset
Enrichment profile
Hits
Ranking metric scores

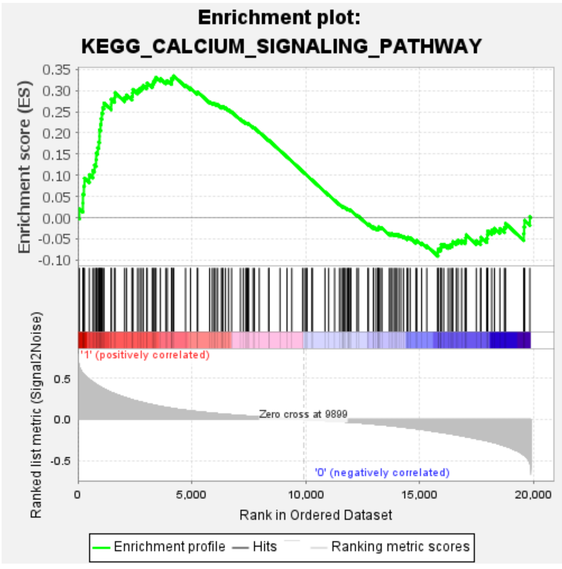
Enrichment plot:
KEGG_CALCIUM_SIGNALING_PATHWAY
Enrichment score (ES)
Ranked list metric (Signal2Noise)
'1' (positively correlated)
Zero cross at 9899
'0' (negatively correlated)
Rank in Ordered Dataset
Enrichment profile
Hits
Ranking metric scores

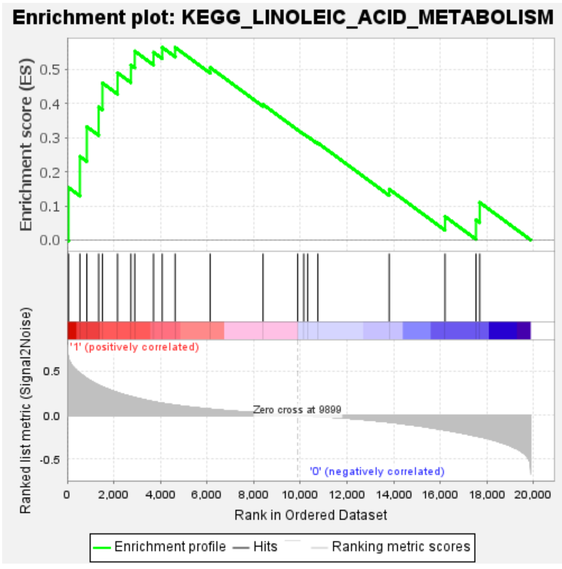
Enrichment plot: KEGG_LINOLEIC_ACID_METABOLISM
Enrichment score (ES)
Ranked list metric (Signal2Noise)
'1' (positively correlated)
Zero cross at 9899
'0' (negatively correlated)
Rank in Ordered Dataset
Enrichment profile
Hits
Ranking metric scores

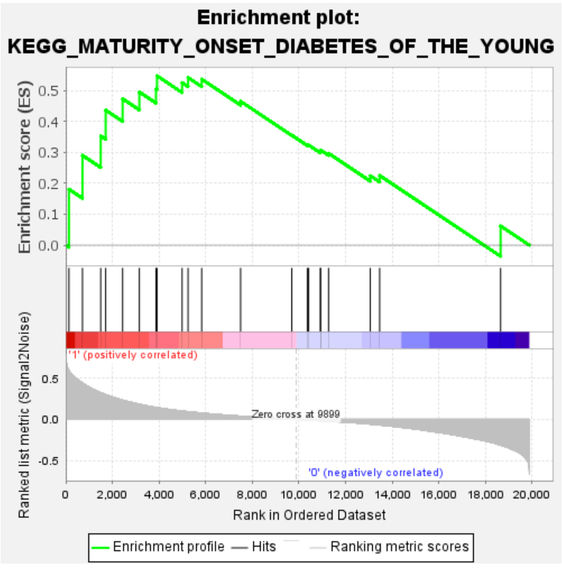
Enrichment plot:
KEGG_MATURITY_ONSET_DIABETES_OF_THE_YOUNG
Enrichment score (ES)
Ranked list metric (Signal2Noise)
'1' (positively correlated)
Zero cross at 9899
'0' (negatively correlated)
Rank in Ordered Dataset
Enrichment profile
Hits
Ranking metric scores

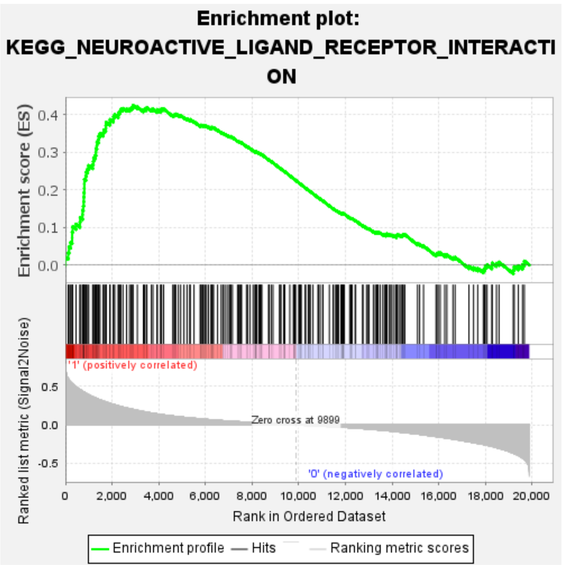
Enrichment plot:
KEGG_NEUROACTIVE_LIGAND_RECEPTOR_INTERACTI
ON
Enrichment score (ES)
Ranked list metric (Signal2Noise)
'1' (positively correlated)
Zero cross at 9899
'0' (negatively correlated)
Rank in Ordered Dataset
Enrichment profile
Hits
Ranking metric scores

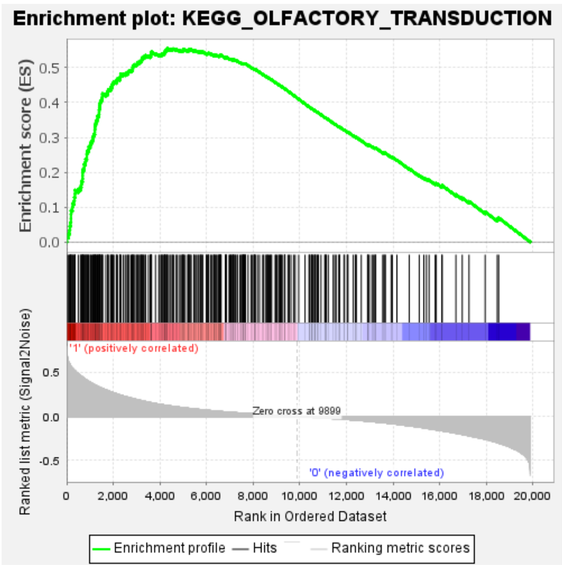
Enrichment plot: KEGG_OLFACTORY_TRANSDUCTION
Enrichment score (ES)
Ranked list metric (Signal2Noise)
'1' (positively correlated)
Zero cross at 9899
'0' (negatively correlated)
Rank in Ordered Dataset
Enrichment profile
Hits
Ranking metric scores

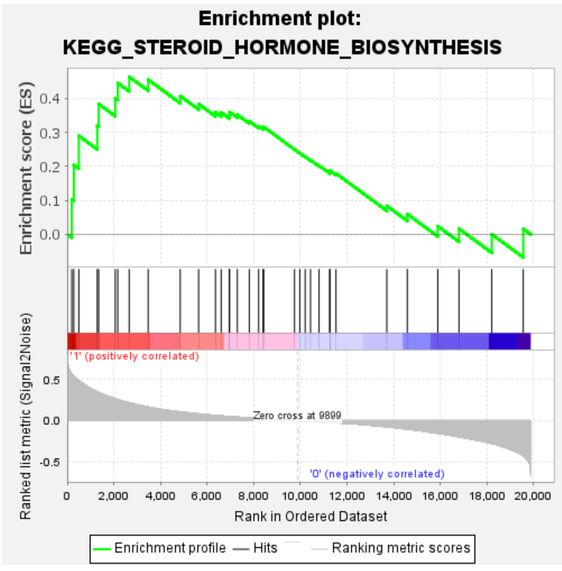
Enrichment plot:
KEGG_STEROID_HORMONE_BIOSYNTHESIS
Enrichment score (ES)
Ranked list metric (Signal2Noise)
'1' (positively correlated)
Zero cross at 9899
'0' (negatively correlated)
Rank in Ordered Dataset
Enrichment profile
Hits
Ranking metric scores

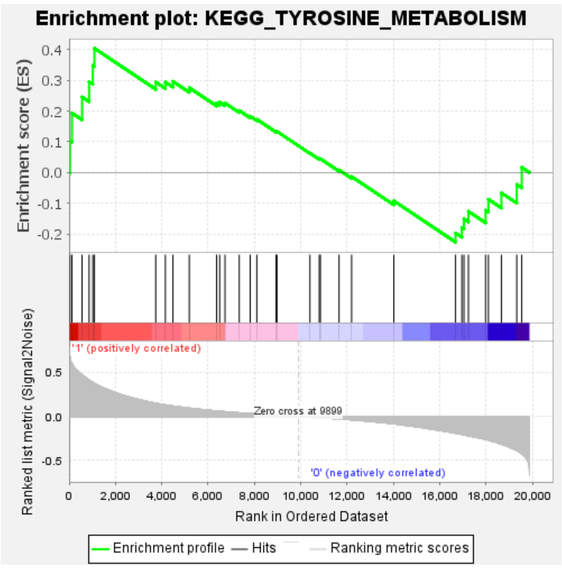
Enrichment plot: KEGG_TYROSINE_METABOLISM
Enrichment score (ES)
Ranked list metric (Signal2Noise)
'1' (positively correlated)
Zero cross at 9899
'0' (negatively correlated)
Rank in Ordered Dataset
Enrichment profile
Hits
Ranking metric scores

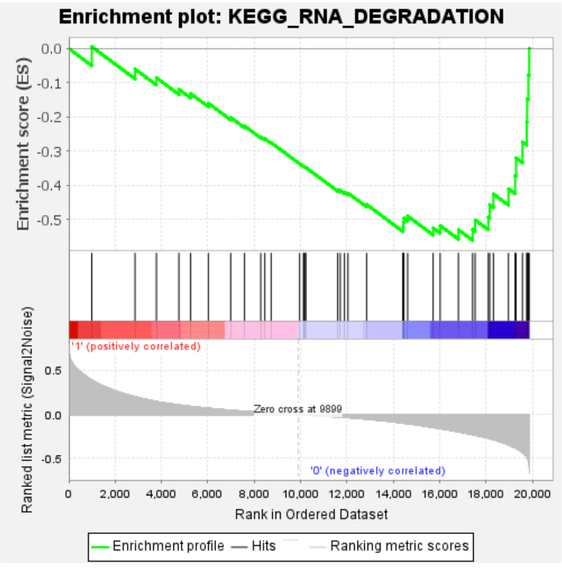
Enrichment plot: KEGG_RNA_DEGRADATION
Enrichment score (ES)
Ranked list metric (Signal2Noise)
'1' (positively correlated)
Zero cross at 9899
'0' (negatively correlated)
Rank in Ordered Dataset
Enrichment profile
Hits
Ranking metric scores

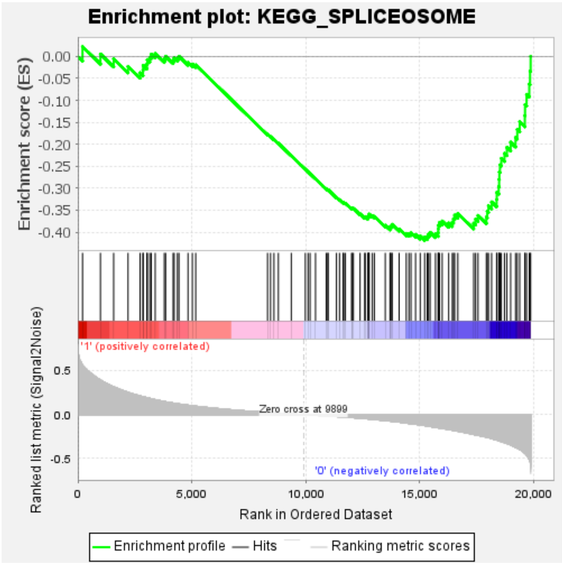
Enrichment plot: KEGG_SPLICEOSOME
Enrichment score (ES)
Ranked list metric (Signal2Noise)
'1' (positively correlated)
Zero cross at 9899
'0' (negatively correlated)
Rank in Ordered Dataset
Enrichment profile
Hits
Ranking metric scores

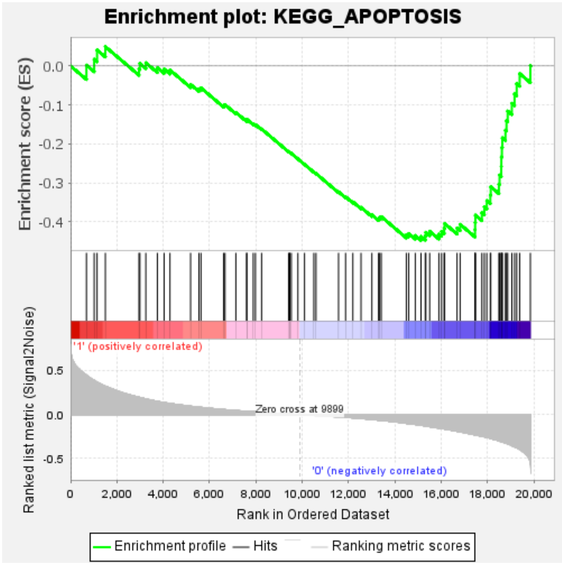
Enrichment plot: KEGG_APOPTOSIS
Enrichment score (ES)
Ranked list metric (Signal2Noise)
'1' (positively correlated)
Zero cross at 9899
'0' (negatively correlated)
Rank in Ordered Dataset
Enrichment profile
Hits
Ranking metric scores

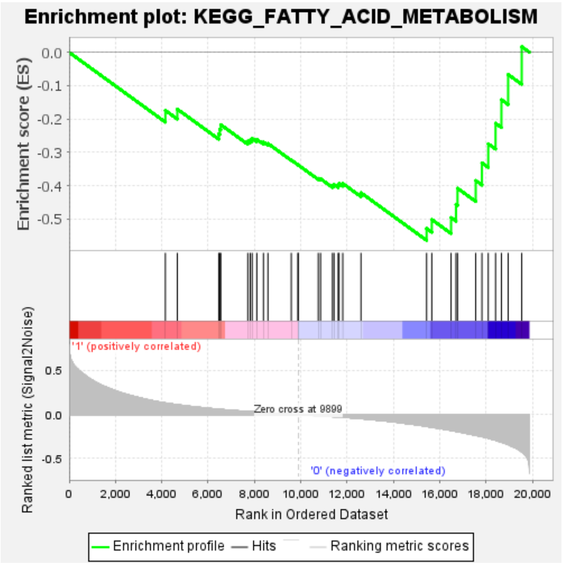
Enrichment plot: KEGG_FATTY_ACID_METABOLISM
Enrichment score (ES)
Ranked list metric (Signal2Noise)
'1' (positively correlated)
Zero cross at 9899
'0' (negatively correlated)
Rank in Ordered Dataset
Enrichment profile
Hits
Ranking metric scores

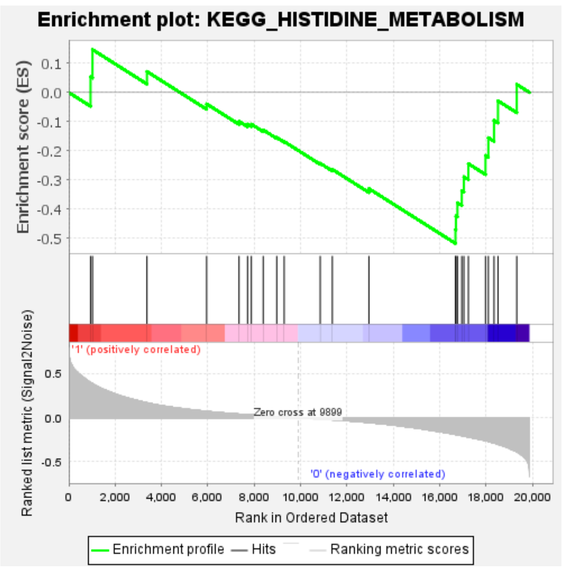
Enrichment plot: KEGG_HISTIDINE_METABOLISM
Enrichment score (ES)
Ranked list metric (Signal2Noise)
'1' (positively correlated)
Zero cross at 9899
'0' (negatively correlated)
Rank in Ordered Dataset
Enrichment profile
Hits
Ranking metric scores

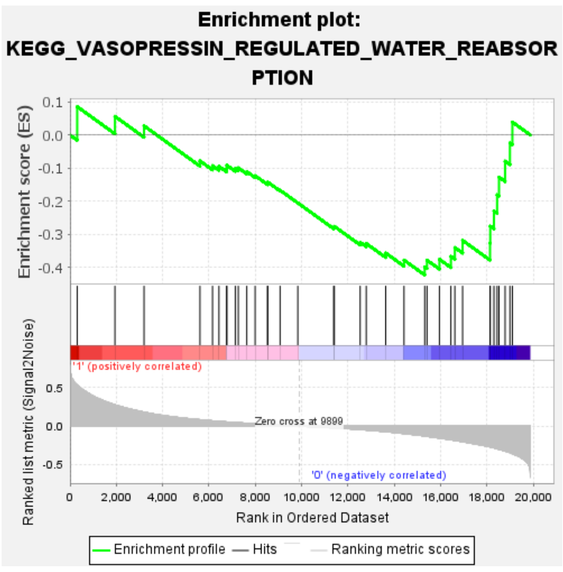
Enrichment plot:
KEGG_VASOPRESSIN_REGULATED_WATER_REABSOR
PTION
Enrichment score (ES)
Ranked list metric (Signal2Noise)
'1' (positively correlated)
Zero cross at 9899
'0' (negatively correlated)
Rank in Ordered Dataset
Enrichment profile
Hits
Ranking metric scores

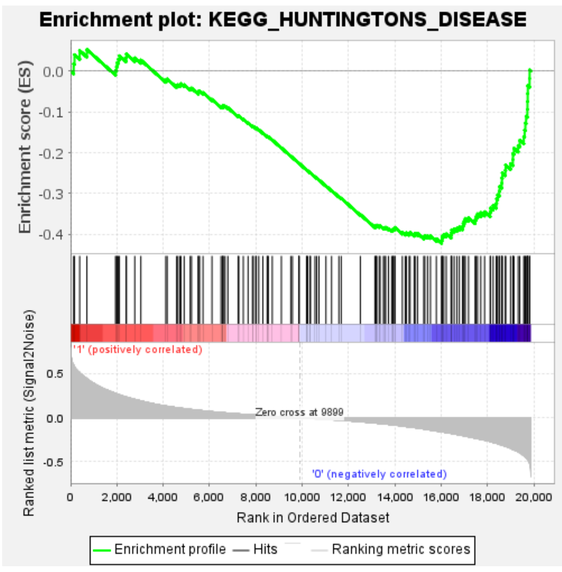
Enrichment plot: KEGG_HUNTINGTONS_DISEASE
Enrichment score (ES)
Ranked list metric (Signal2Noise)
'1' (positively correlated)
Zero cross at 9899
'0' (negatively correlated)
Rank in Ordered Dataset
Enrichment profile
Hits
Ranking metric scores

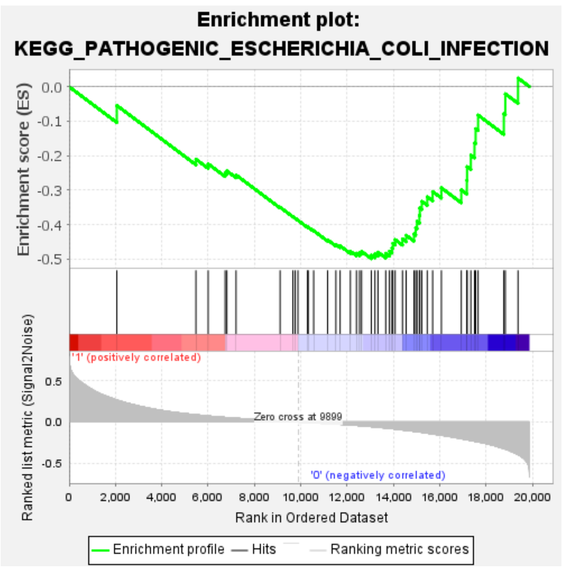
Enrichment plot:
KEGG_PATHOGENIC_ESCHERICHIA_COLI_INFECTION
Enrichment score (ES)
Ranked list metric (Signal2Noise)
'1' (positively correlated)
Zero cross at 9899
'0' (negatively correlated)
Rank in Ordered Dataset
Enrichment profile
Hits
Ranking metric scores

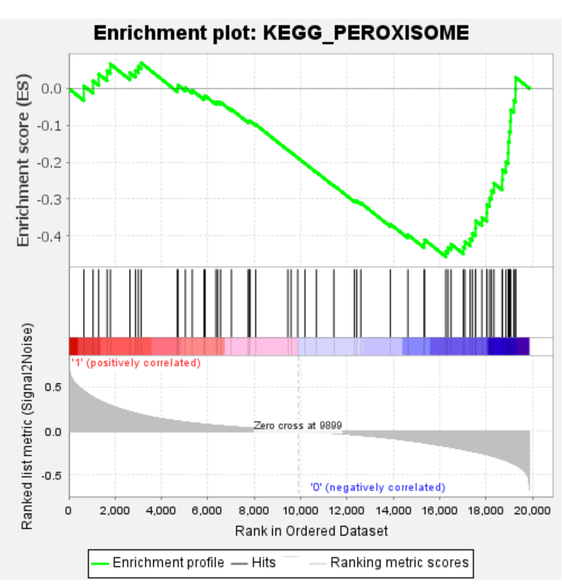
Enrichment plot: KEGG_PEROXISOME
Enrichment score (ES)
Ranked list metric (Signal2Noise)
'1' (positively correlated)
Zero cross at 9899
'0' (negatively correlated)
Rank in Ordered Dataset
Enrichment profile
Hits
Ranking metric scores

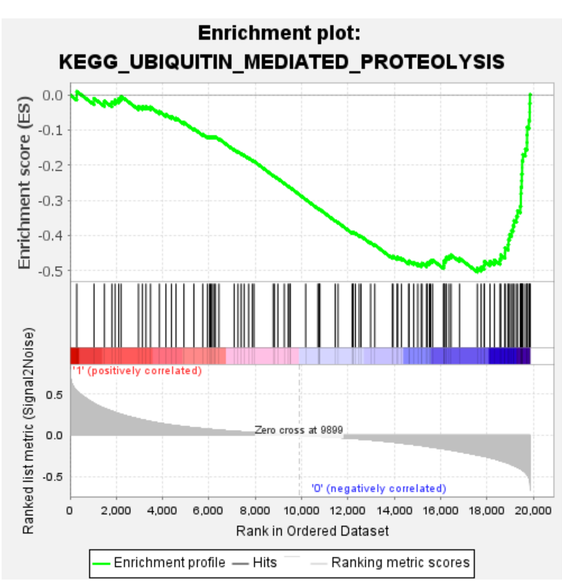
Enrichment plot:
KEGG_UBIQUITIN_MEDIATED_PROTEOLYSIS
Enrichment score (ES)
Ranked list metric (Signal2Noise)
'1' (positively correlated)
Zero cross at 9899
'0' (negatively correlated)
Rank in Ordered Dataset
Enrichment profile
Hits
Ranking metric scores