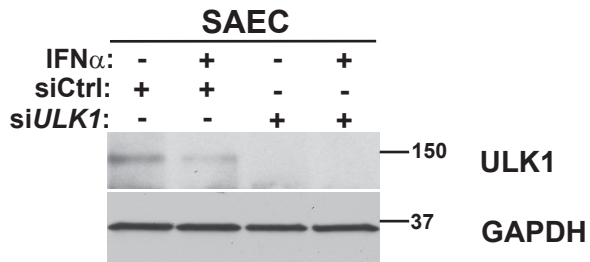
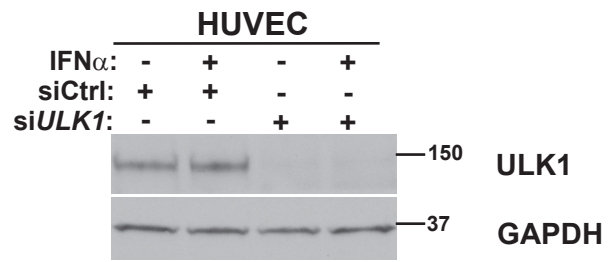


Supplemental Figure S1

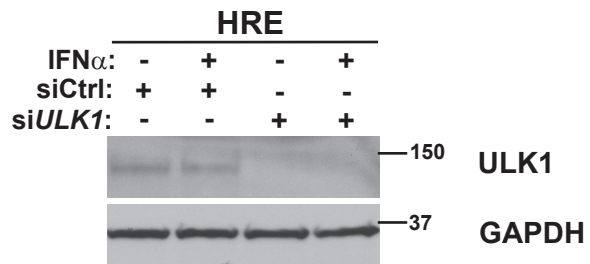
A.



B.



C.



Supplemental Figure S1. *ULK1* siRNA reduces ULK1 levels in SAEC, HUVEC, HRE cells. (A) SAEC, (B) HUVEC, (C) HRE cells were transfected with either control siRNA or si*ULK1*. Cells were stimulated with or without 1000 IU/mL IFN α for 24 hours. ULK1 protein levels were determined by western blot analysis.