

Figure s1 The rheology behavior of the slurry containing 60%  $\text{Si}_3\text{N}_4$

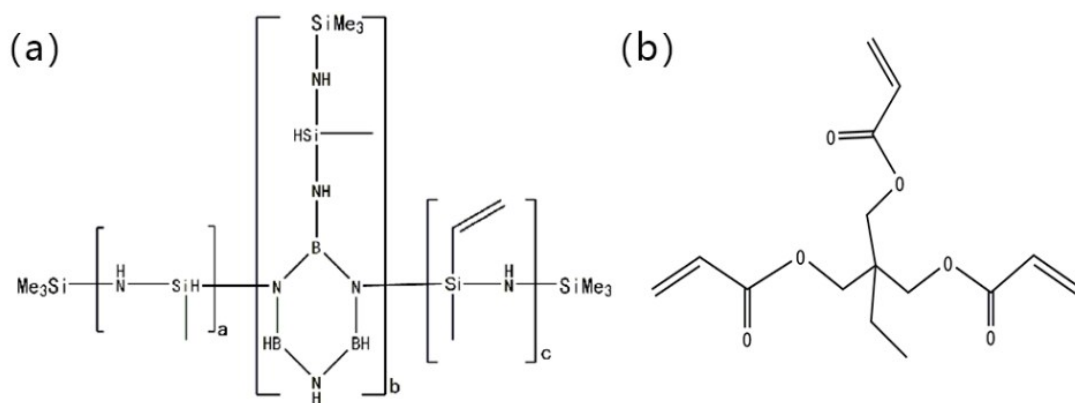


Figure s2 Schematic structure of (a) PBSZ and (b) TMPTA




Figure s3 SEM image of the Si<sub>3</sub>N<sub>4</sub> whiskers

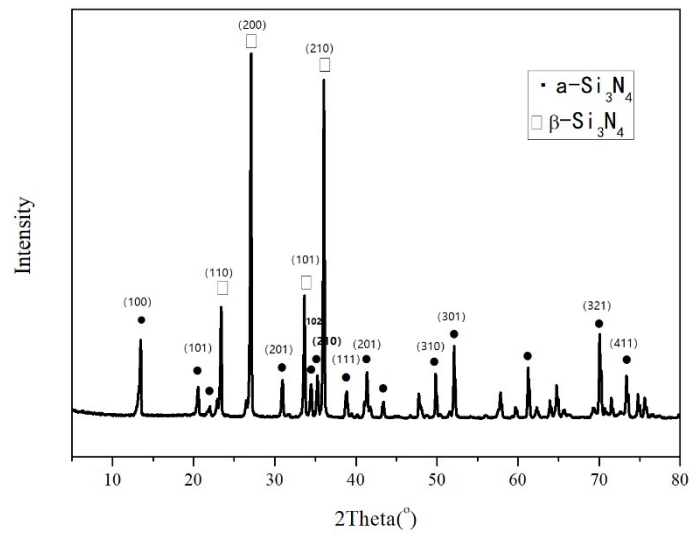


Figure s4 The XRD spectrum of the Si<sub>3</sub>N<sub>4</sub> whiskers