

SUPPORTING INFORMATION

Influence of Ti_3C_2 MXene modification with ceramic oxide and noble metal nanoparticles on its antimicrobial properties and ecotoxicity towards selected algae and higher plants

A. Rozmysłowska-Wojciechowska, E. Karwowska, S. Poźniak, T. Wojciechowski, L. Chlubny, A. Olszyna, W. Ziemkowska, A. M. Jastrzębska




Fig. S1 Growth of the *Sorghum saccharatum* (a) and *Sinapsis alba* (b) without presence of any addition (reference sample).


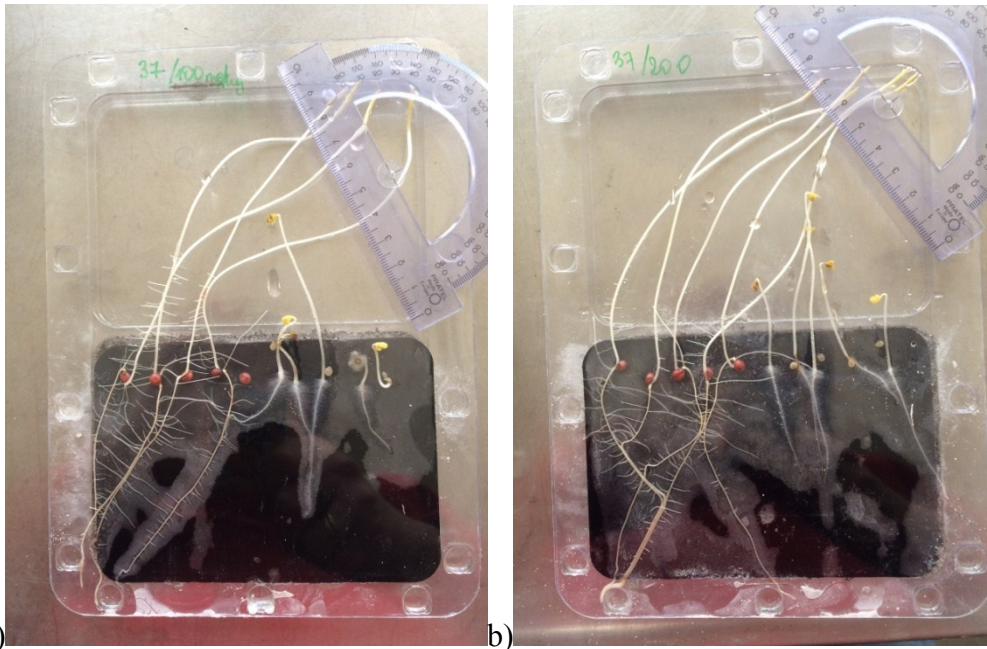




Fig. S2 Growth of the *Sorghum saccharatum* (a) and *Sinapsis alba* (b) in the presence of Ti_3C_2 MXene in concentration of 100 mg/kg.



a) b)
Fig. S3 Growth of the *Sorghum saccharatum* (a) and *Sinapsis alba* (b) in the presence of Ti₃C₂/3%Al₂O₃/2%Ag nanocomposite in concentration of 100 mg/kg.



a) b)
Fig. S4 Growth of the *Sorghum saccharatum* (a) and *Sinapsis alba* (b) in the presence of Ti₃C₂/3%SiO₂/2%Ag nanocomposite in concentration of 100 mg/kg.



a) b)
Fig. S5 Growth of the *Sorghum saccharatum* (a) and *Sinapsis alba* (b) in the presence of $\text{Ti}_3\text{C}_2/3\%\text{SiO}_2/2\%\text{Pd}$ nanocomposite in concentration of 100 mg/kg.