

Supporting Information

for:

Biochemical characterization of a novel ulvan lyase from *Pseudoalteromonas* sp.

strain PLSV

Hui-Min Qin^{a,b,c}, Panpan Xu^c, Qianqian Guo^c, Xiaotao Cheng^c, Dengke Gao^c,

Dengyue Sun^c, Zhangliang Zhu^c, Fuping Lu^{a,b,c,d*}

^a Key Laboratory of Industrial Fermentation Microbiology, Ministry of Education;

^b Tianjin Key Laboratory of Industrial Microbiology;

^c College of Biotechnology, Tianjin University of Science and Technology;

^d National Engineering Laboratory for Industrial Enzymes, Tianjin 300457, People's
Republic of China

*Corresponding authors: F. Lu;

Tel: +86-22-60601958. Fax: +86-22-60602298

E-mail: lfp@tust.edu.cn

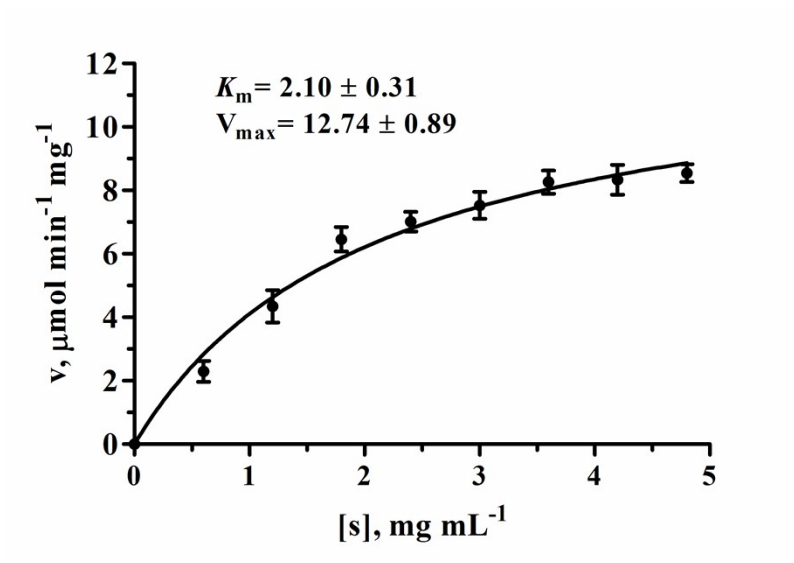


Fig. S1 Michaelis - Menten plots of PsPL

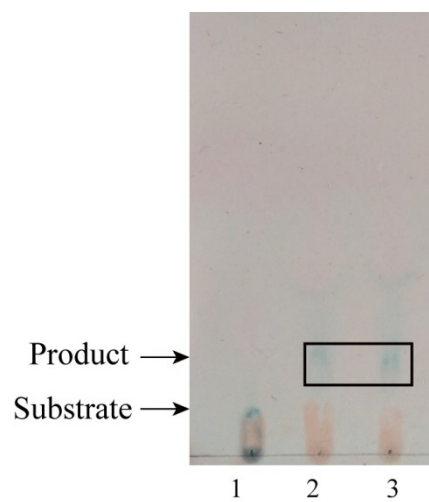


Fig. S2 Product analysis by TLC. Lane 1: substrate; Lane 2, 3: the reaction products.




Fig. S3 Phylogenetic tree analysis of PsPL. The enzymes with different amino acid sequences in the CAZy Database PL24 and PL25 families were searched and their sequences were compared to PsPL.