

Supporting Information

Synthesis of Zn-Based Metal-Organic Frameworks in Ionic Liquid Microemulsions at Room Temperature

Ranfeng Ye,^a Ni Min,^a Yuanyuan Xu,^a Hao Chen^a and Shengqing Li^{*a}

^a College of Science, Huazhong Agricultural University, Wuhan, Hubei 430070, People's Republic of China. E-mail: sqingli@mail.hzau.edu.cn

Fig. S1 The FT-IR characterization of Zn-MOFs prepared in the ionic liquid microemulsion A-F marked in Figure 1.

Fig. S2 The TGA analysis of Zn-MOFs prepared in the ionic liquid microemulsion A and C marked in Figure 1.

Fig. S3 The BET characterization of Zn-MOFs prepared in the ionic liquid microemulsion C marked in Figure 1.

Fig. S4 The ¹H NMR image of ionic liquid [Bmim]PF₆.

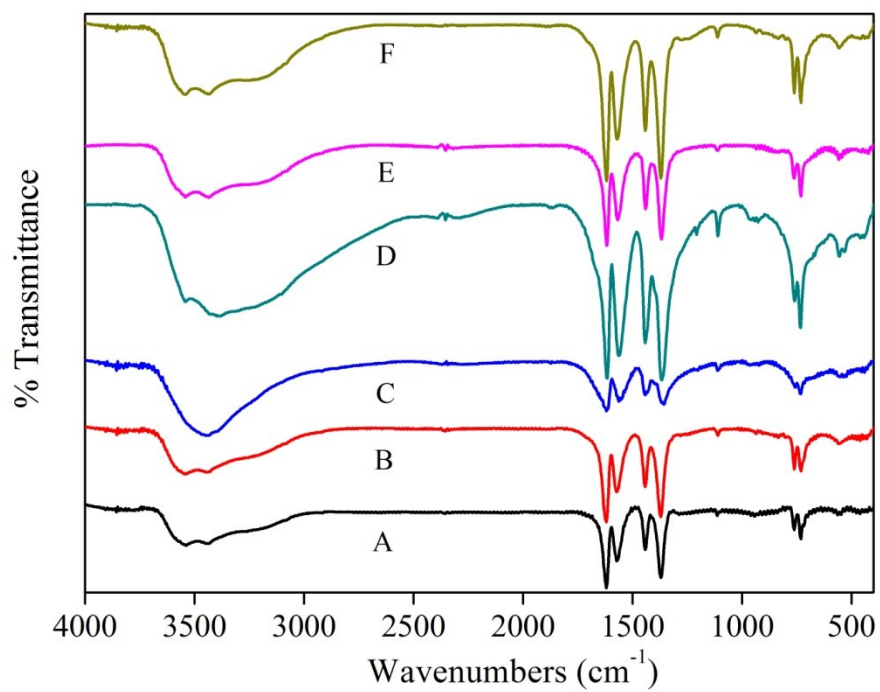


Fig. S1 The FT-IR characterization of Zn-MOFs prepared in the ionic liquid microemulsion A-F marked in Figure 1.

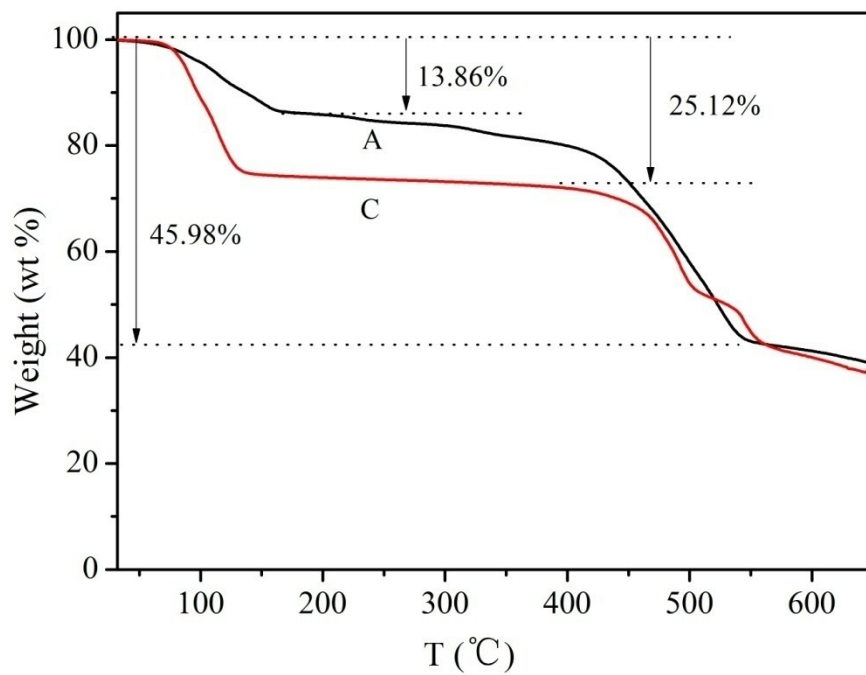


Fig. S2 The TGA analysis of Zn-MOFs prepared in the ionic liquid microemulsion A and C marked in Figure 1.

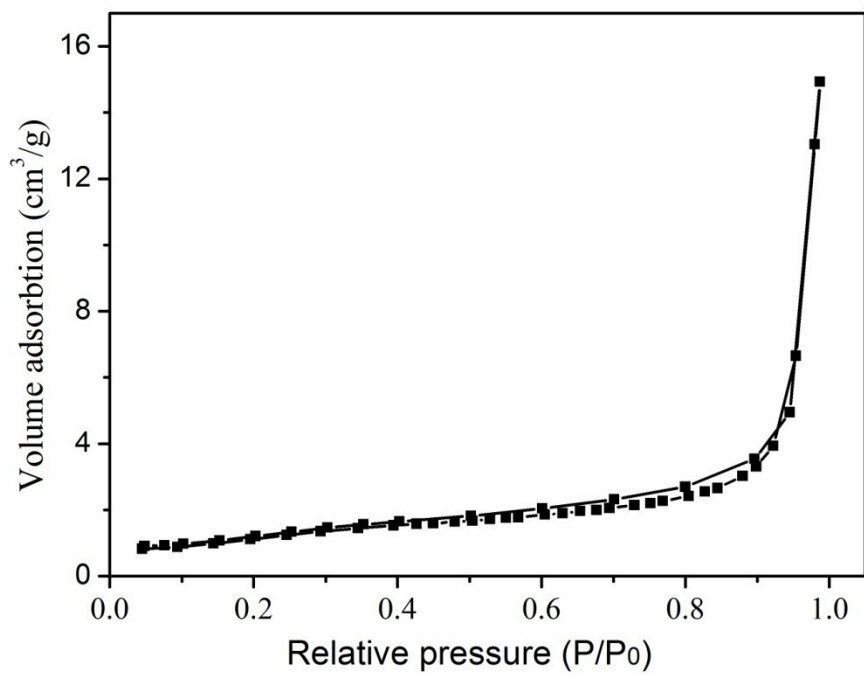


Fig. S3 The BET characterization of Zn-MOFs prepared in the ionic liquid microemulsion C marked in Figure 1.

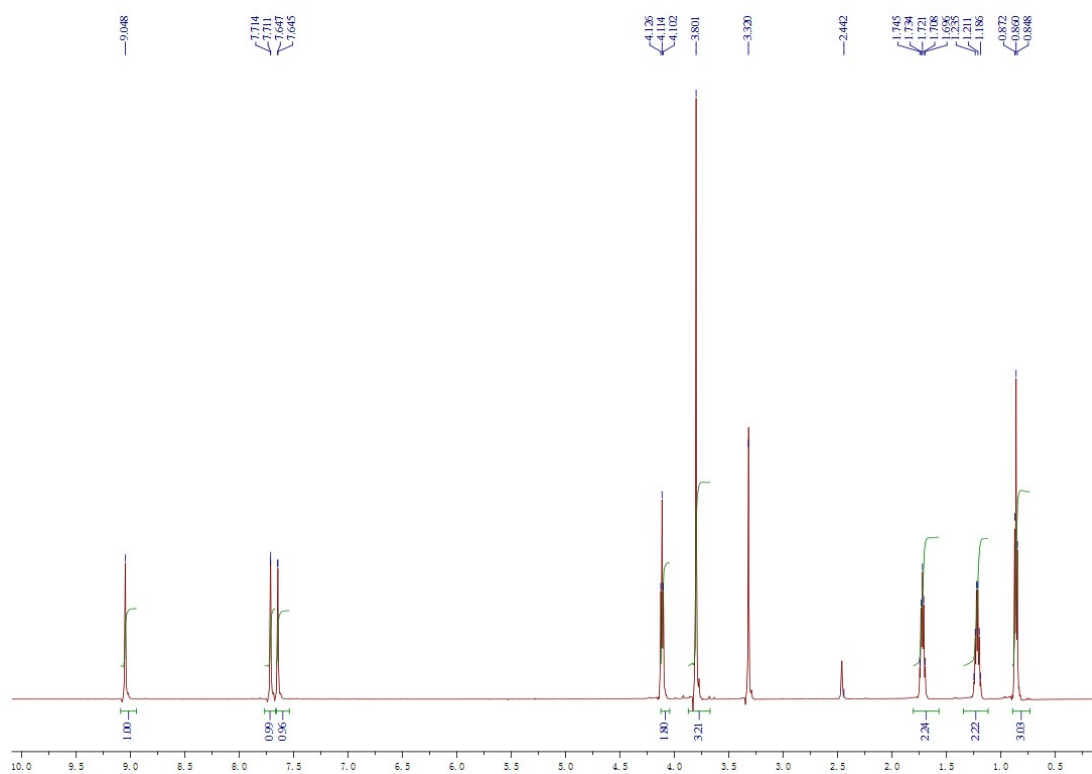


Fig. 4 The ^1H NMR image of ionic liquid [Bmim] PF_6 .