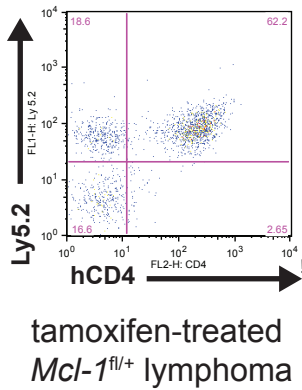
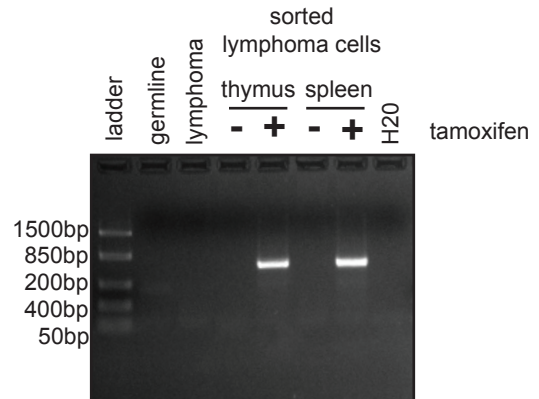


Supplementary Fig. S2

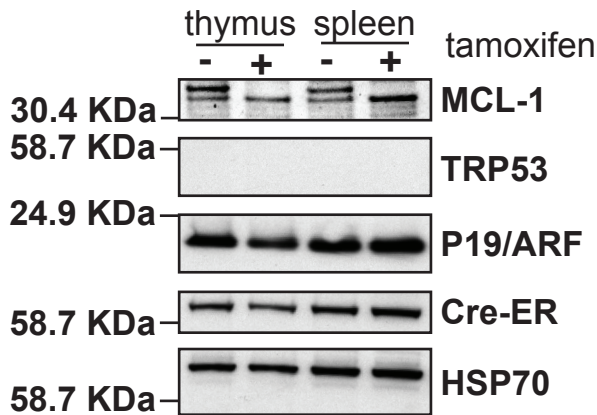
a. human CD4 expression on tamoxifen-treated lymphomas



b. *Mcl-1^{fl/+}* recombination DNA genotyping

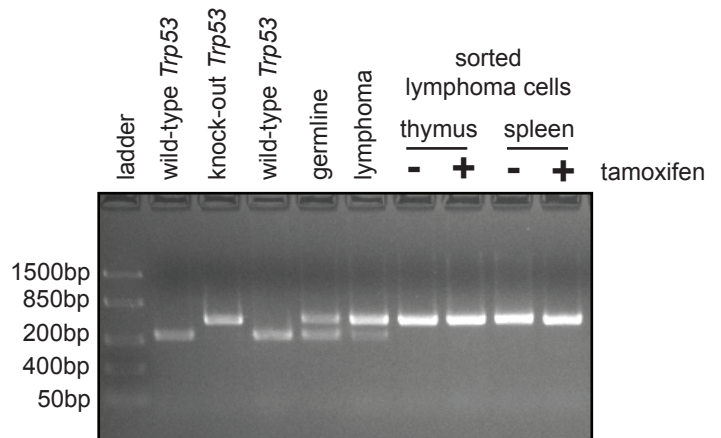


c. MCL-1 deletion in *Mcl-1^{fl/+}* lymphomas

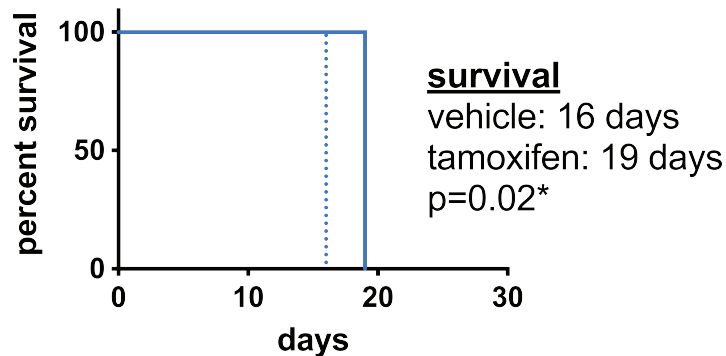


sorted lymphoma cells

d. *Trp53* DNA genotyping



e.



— *EμMyc; CreERT2; Mcl-1^{+/+}; Trp53^{-/-}*: tamoxifen day 5,6 (N=1; n=3)

⋯ *EμMyc; CreERT2; Mcl-1^{+/+}; Trp53^{-/-}*: vehicle day 5,6 (N=1; n=3)