

Supplementary information

# Highly-robust, Solution-processed Flexible Transparent Electrode with Junction-free Electrospun Nanofiber Network

*Geon Hwee Kim<sup>a,†</sup>, Hyeonsu Woo<sup>a,†</sup>, Suhyeon Kim<sup>a</sup>, Taechang An<sup>c\*</sup> and Geunbae Lim<sup>a,b\*</sup>*

<sup>a</sup> Department of Mechanical Engineering, Pohang University of Science and Technology (POSTECH), 77, Cheongam-ro, Nam-gu, Pohang-si, Gyeongsangbuk-do, 37673, Republic of Korea

<sup>b</sup> Department of Integrative Bioscience and Biotechnology, Pohang University of Science and Technology (POSTECH), 77, Cheongam-ro, Nam-gu, Pohang-si, Gyeongsangbuk-do, 37673, Republic of Korea

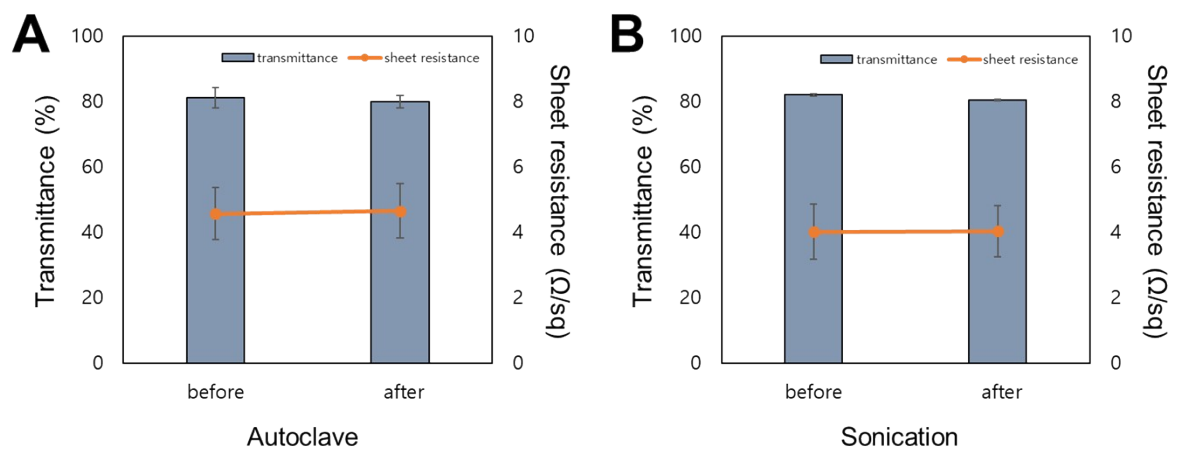
<sup>c</sup> Department of Mechanical Design Engineering, Andong National University, 1375, Gyeongdong-ro, Andong-si, Gyeongsangbuk-do, 36729, Republic of Korea

## Corresponding Author


\* Geunbae Lim, e-mail: limmems@postech.ac.kr

\* Taechang An, e-mail: tcmerias@andong.ac.kr

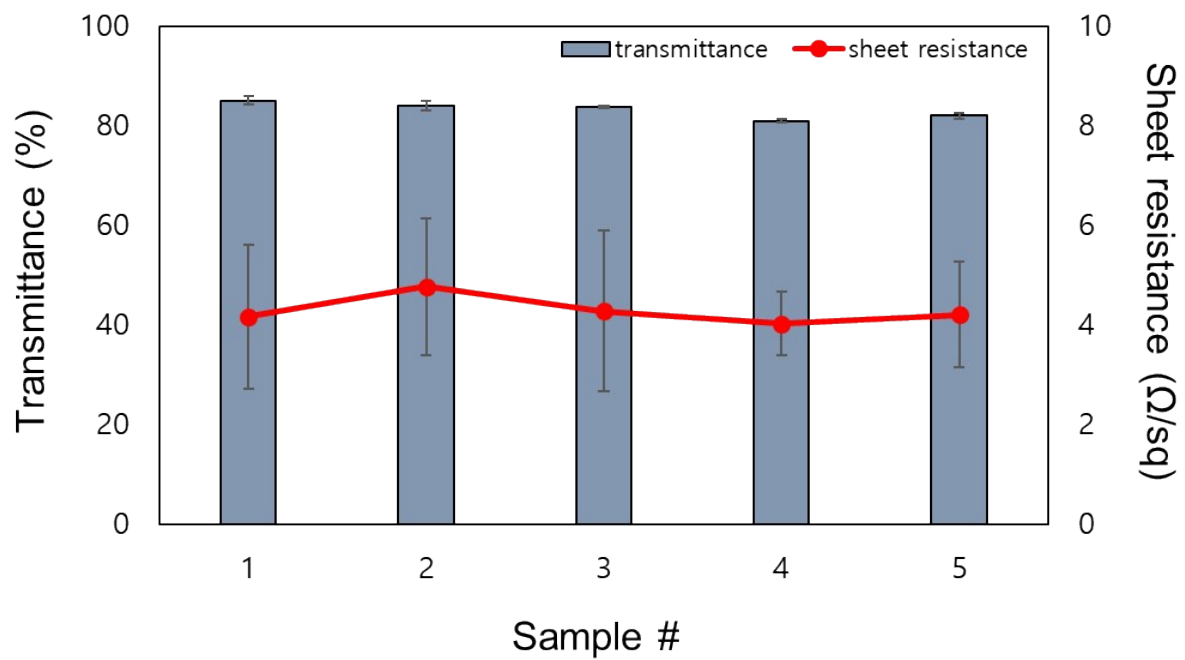
† These authors equally contributed to this work.



**Figure S1.** Analysis of the stability properties of FTEs. (A) Graph of transparency and sheet resistance change by autoclave treatment. (B) Graph of transparency and sheet resistance change by sonication treatment.



**Figure S2.** Analysis of the long-term stability properties of FTEs. (A) Photograph of resistance measurement immediately after FTE fabrication. (B) Photograph of resistance measurement 4 months after FTE fabrication. (C) Graph of resistance change to long-term stability.



**Figure S3.** Analysis of the reproducibility of FTEs. Graph of transparency and sheet resistance of 5 samples fabricated under the same experimental conditions