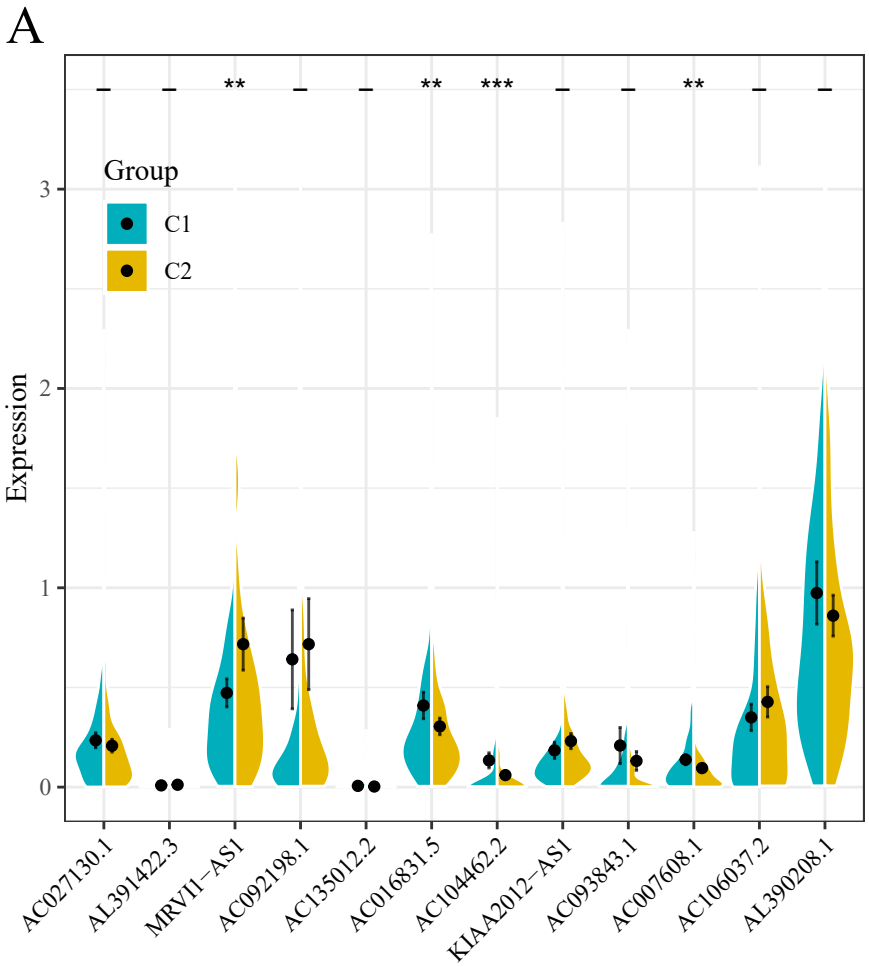
A
Group
C1
C2
Expression
0
1
2
3
AC027130.1
AL391422.3
MRVI1−AS1
AC092198.1
AC135012.2
AC016831.5
AC104462.2
KIAA2012−AS1
AC093843.1
AC007608.1
AC106037.2
AL390208.1

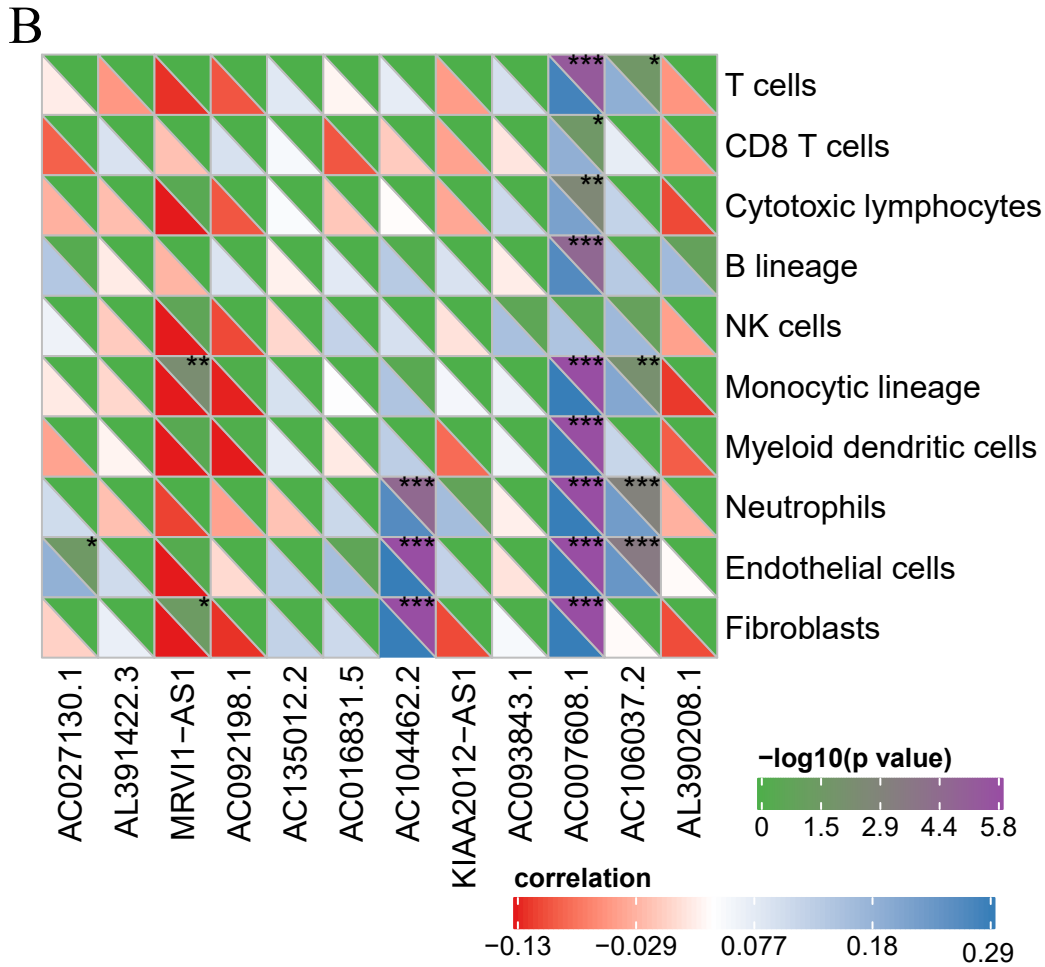
B
T cells
CD8 T cells
Cytotoxic lymphocytes
B lineage
NK cells
Monocytic lineage
Myeloid dendritic cells
Neutrophils
Endothelial cells
Fibroblasts
AC027130.1
AL391422.3
MRVI1−AS1
AC092198.1
AC135012.2
AC016831.5
AC104462.2
KIAA2012−AS1
AC093843.1
AC007608.1
AC106037.2
AL390208.1
−log10(p value)
0
1.5
2.9
4.4
5.8
correlation
−0.13
−0.029
0.077
0.18
0.29

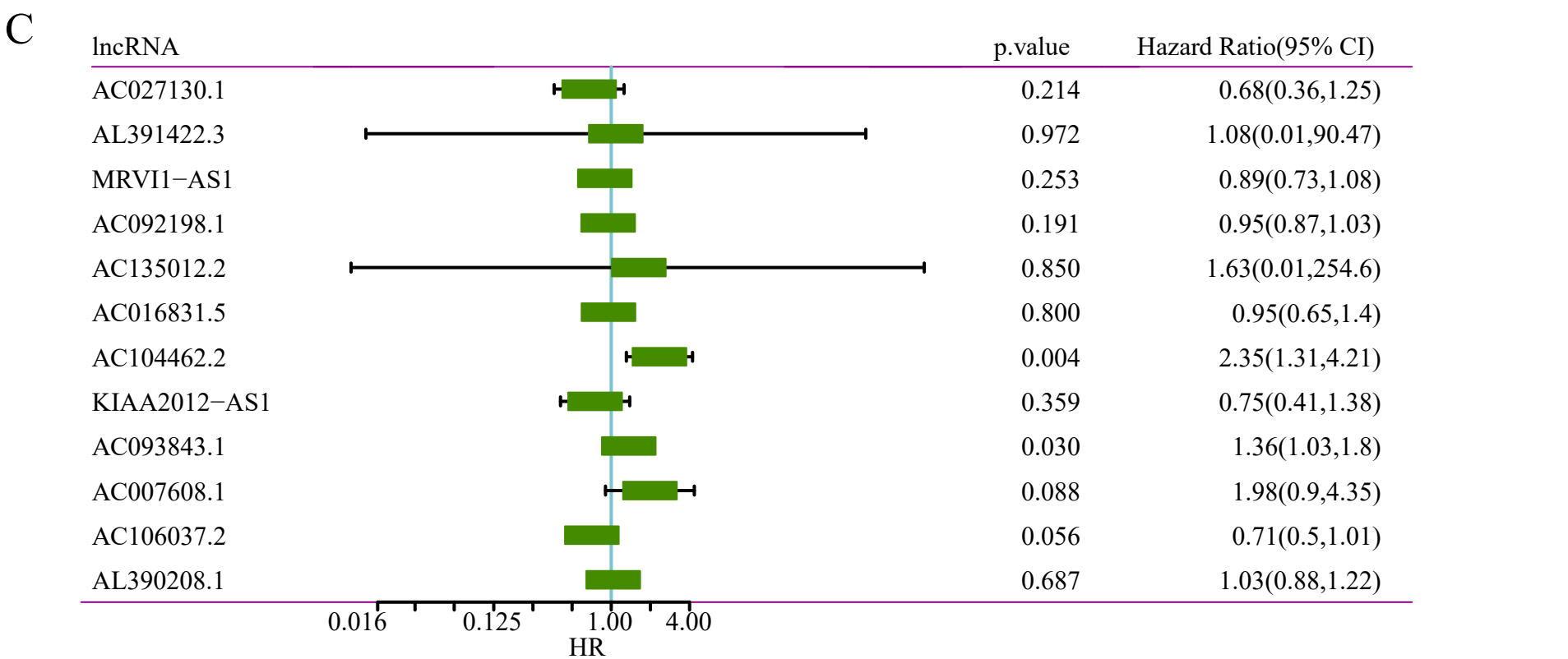
C
lncRNA
p.value
Hazard Ratio(95% CI)
AC027130.1 0.214 0.68(0.36,1.25)
AL391422.3 0.972 1.08(0.01,90.47)
MRVI1−AS1 0.253 0.89(0.73,1.08)
AC092198.1 0.191 0.95(0.87,1.03)
AC135012.2 0.850 1.63(0.01,254.6)
AC016831.5 0.800 0.95(0.65,1.4)
AC104462.2 0.004 2.35(1.31,4.21)
KIAA2012−AS1 0.359 0.75(0.41,1.38)
AC093843.1 0.030 1.36(1.03,1.8)
AC007608.1 0.088 1.98(0.9,4.35)
AC106037.2 0.056 0.71(0.5,1.01)
AL390208.1 0.687 1.03(0.88,1.22)
0.016
0.125
1.00
4.00
HR