

Appendix: Supplementary Materials

Supplementary Table S1

Parent and Child Anxiety about COVID-19

Items	Responses					Cronbach's alpha
	1, Not at all	2, Slightly	3, Moderately	4, Very	5, Extremely	
<i>Parent/Caregiver Anxiety about COVID-19</i>						.72
How worried have you (parent/caregiver) been about being infected?	8.4% (15)	28.5% (51)	46.4% (83)	14.5% (26)	2.2% (4)	
How worried have you (parent/caregiver) been about friends or family being infected?	5.0% (9)	22.3% (40)	38% (68)	26.8% (48)	7.8% (14)	
	1, Never	2, Rarely	3, Occasionally	4, Often	5, Most of the time	
How much are you (parent/caregiver) reading, watching, or talking about COVID-19?	0.6% (1)	0% (0)	24.6% (44)	57% (102)	17.9% (32)	
<i>Child Anxiety about COVID-19</i>						.79
How worried has your child been about being infected?	19.9% (35)	40.3% (71)	30.7% (54)	7.4% (13)	1.7% (3)	
How worried has your child been about friends or family being infected?	13.8% (24)	36.8% (64)	31% (54)	17.2% (30)	1.1% (2)	
	1, Never	2, Rarely	3, Occasionally	4, Often	5, Most of the time	
How much is your child asking about COVID-19?	2.8% (5)	19.9% (35)	52.3% (92)	20.5% (36)	4.5% (8)	

Supplementary Table S2a

Prevalence of Mental Health Symptoms by Grade Group

	Grade 4 and Below (n=57)			Grade 5 and Above (n=121)		
	Happy/Cheerful % (n)	Neutral % (n)	Sad/Depressed % (n)	Happy/Cheerful % (n)	Neutral % (n)	Sad/Depressed % (n)
Mood/ Depression	70.2% (40)	21.1% (12)	8.8% (5)	33% (40)	45.5% (55)	21.5% (26)
	Relaxed/Calm % (n)	Neutral % (n)	Nervous/Anxious % (n)	Relaxed/Calm % (n)	Neutral % (n)	Nervous/Anxious % (n)
Anxiety/ General Nervousness	40.4% (23)	38.6% (22)	21.1% (12)	28.1% (34)	45.5% (55)	26.5% (32)
	Not/Slightly Irritable % (n)	Moderately Irritable % (n)	Very/Extremely Irritable % (n)	Not/Slightly Irritable % (n)	Moderately Irritable % (n)	Very/Extremely Irritable % (n)
Irritability	78.9% (45)	19.3% (11)	1.8% (1)	76.9% (93)	15.7% (19)	(9)
	Focused/ Attentive % (n)	Neutral % (n)	Unfocused/ Distracted % (n)	Focused/ Attentive % (n)	Neutral % (n)	Unfocused/Distracted % (n)
Concentration	38.6% (22)	42.1% (24)	19.3% (11)	33.1% (40)	37.2% (45)	29.7% (36)
	Not/Slightly Fidgety % (n)	Moderately Fidgety % (n)	Very/Extremely Fidgety % (n)	Not/Slightly Fidgety % (n)	Moderately Fidgety % (n)	Very/Extremely Fidgety % (n)
Hyperactivity/ Fidgeting	71.9% (41)	21.1% (12)	7.0% (4)	70.8% (85)	22.5% (27)	6.7% (8)






Note. N = 178 because two participants did not provide responses for these mental health items.

Supplementary Table S2b***Prevalence of Mental Health Change by Grade Group***

	Grade 4 and Below (n=59)			Grade 5 and Above (n=121)		
	Deteriorated % (n)	Unchanged % (n)	Improved % (n)	Deteriorated % (n)	Unchanged % (n)	Improved % (n)
Mood/Depression	24.6% (14)	66.7% (38)	8.8% (5)	38.8% (47)	47.1% (57)	14% (17)
Anxiety/General Nervousness	24.6% (14)	73.7% (42)	1.8% (1)	28.9% (35)	62.8% (76)	8.3% (10)
Irritability	33.3% (19)	64.9% (37)	1.8% (1)	40.8% (49)	57.5% (69)	1.7% (2)
Concentration	22.8% (13)	71.9% (41)	5.3% (3)	35.5% (43)	62% (75)	2.5% (3)
Fidgeting	14% (8)	84.2% (48)	1.8% (1)	16.5% (20)	81.8% (99)	1.7% (2)

Supplementary Table S3

Attitudes Towards School Reopening and Public Health Measures

Children in Grades 4 and Lower					
Item	Responses				
					
	1, Not at all				5, A lot
I am looking forward to school	5.2% (3)	3.4% (2)	20.7% (12)	22.4% (13)	48.3% (28)
	1, Very hard				5, No problem
Wearing a mask all day was/would be:	25.9% (15)	10.3% (6)	20.7% (12)	17.2% (10)	25.9% (15)
	1, Not at all				5, No problem
I could/would be able to talk and play with my classmates while wearing a mask	5.2% (3)	6.9% (4)	19% (11)	10.3 (6)	58.6% (34)
I could/would be able to understand my teacher while she/he was wearing a mask	0% (0)	5.3% (3)	15.8% (9)	22.8% (13)	56.1% (32)
Children in Grades 5 and Above					
Item	Responses				
	1, Not at all	2, A little bit	3, A lot		
I am looking forward to returning to in-person school	3.9% (5)	42.2% (54)	53.1% (68)		
I am worried about getting COVID-19 at school	29.9% (38)	60.6% (77)	9.4% (12)		
	3, Very hard	2, A little hard	1, No problem		
Wearing a mask all day was/would be:	29.1% (37)	52% (66)	18.9% (24)		
Talking and playing with my classmates while	20.6% (26)	57.9% (73)	21.4% (27)		

wearing a mask was/would be:					
Understanding my teacher while she/he was wearing a mask was/would be:	7.1% (9)		43.3% (55)		49.6% (63)
Focusing on what I had to learn while wearing a mask was/would be:	15.7% (20)		48% (61)		36.2% (46)
	5, Strongly agree	4, Agree somewhat	3, Not sure	2, Somewhat disagree	1, Strongly disagree
I would like to wear a mask at school	17.5% (22)	29.4% (37)	23.8% (30)	16.7% (21)	12.7% (16)
Wearing a mask made/would make school less fun	16.5% (21)	34.6% (44)	15.7% (20)	24.4% (31)	8.7% (11)