

iScience, Volume 25

Supplemental information

Transmission of pLVPK-like virulence plasmid in *Klebsiella pneumoniae* mediated by an IncI1 conjugative helper plasmid

Xuemei Yang, Miaomiao Xie, Qi Xu, Lianwei Ye, Chen Yang, Ning Dong, Edward Wai-Chi Chan, Rong Zhang, and Sheng Chen

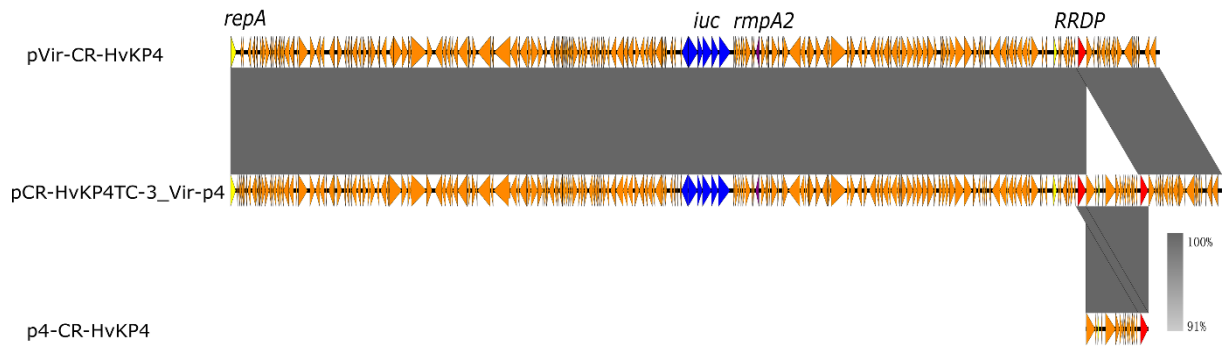


Figure S1 Alignment of plasmid pCR-HvKP4TC-3_Vir-p4 with plasmids pVir-CR-HvKP4 and p4-CR-HvKP4 by easyfig. Referred to Figure 2a.

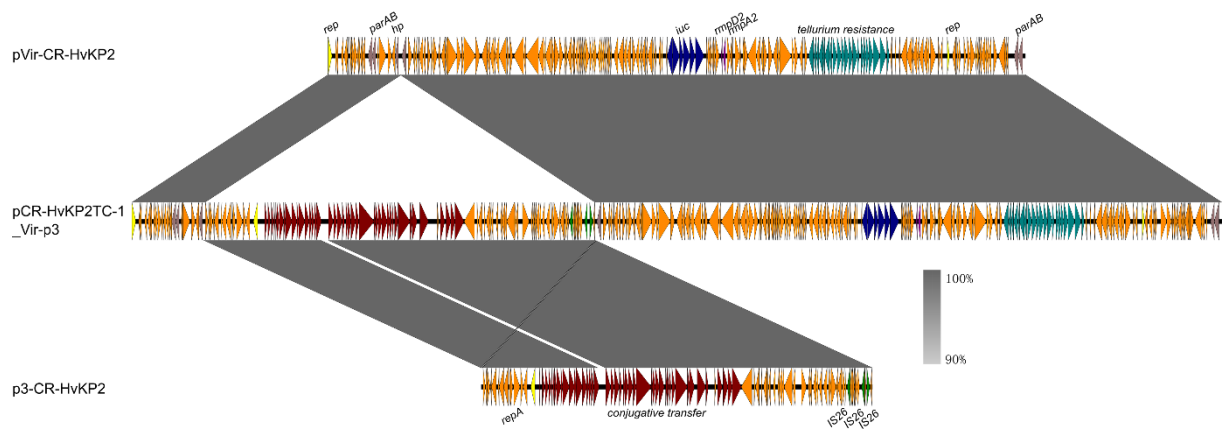


Figure S2 Alignment of plasmid pCR-HvKP2TC-1_Vir-p3 with plasmid pVir-CR-HvKP2 and p3-CR-HvKP2 by easyfig. Referred to Figure 3a.

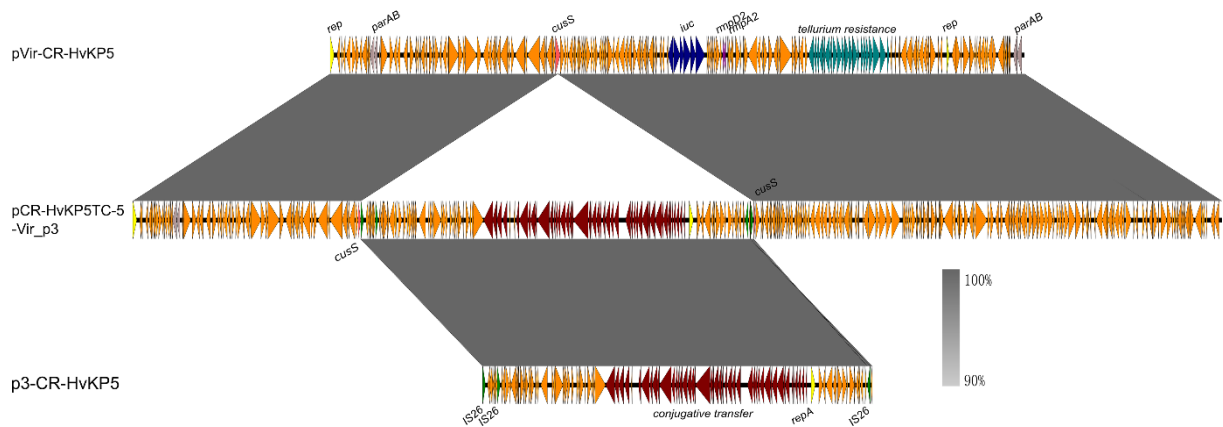


Figure S3 Alignment of plasmid pCR-HvKP5TC-5_Vir-p3 with plasmid pVir-CR-HvKP5 and p3-CR-HvKP5 by easyfig. Referred to Figure 4a.

Figure S5. Alignment of the plasmid p3-CR-HvKP1 with other related plasmids retrieved from the GenBank database and recovered from strains in the CR-HvKP strains originated hospital in China. Referred to Table 2. The alignment was performed using BLAST Ring Image Generator (BRIG). Other information of these strains was shown in Supplementary Table S2.

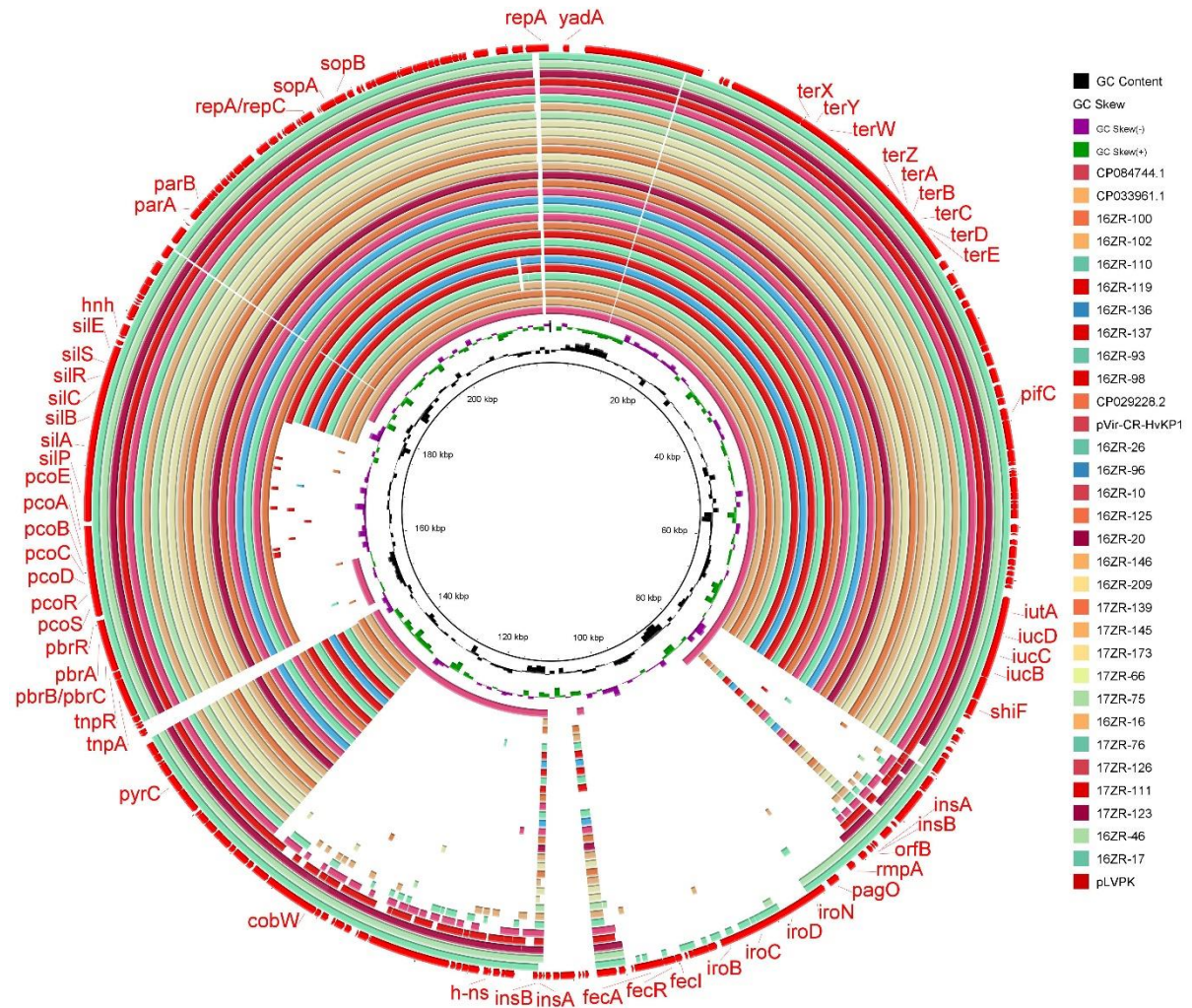


Figure S6. Alignment of the plasmid pVir-CR-HvKP1 with other virulence plasmids from bacterial strains that harbored p3-CR-HvKP1-like plasmid from the GenBank database and the CR-HvKP strains originated hospital in China. Referred to Table 2. The alignment was performed using BLAST Ring Image Generator (BRIG).

Table S1. The primer sequences and the expected sizes of products to detect the fusion plasmids. Referred to STAR Methods.

Fusion plasmids	Upstream integration site		Downstream integration site	
	Primers (5'-3')	Expected size	Primers (5'-3')	Expected size
pCR-HvKP1TC-1_Vir-p4	F1: GCACAGGCAAGAGAAGCAAT R1: GCTTTAACTCTCCAAGTCCC	3515 bp	F2: ACGCGATCTGCTTACAGGTG R2: CGAGATGGGTGAGGTTATCC	3440 bp
pCR-HvKP2TC-1_Vir-p3	F3: GCAGGGCATATAGCTTCTTC R3: TGCCTTCATCATTGTGGCCA	1419 bp	F4: GCCTGATGATCACCACCGAA R4: TGAGGACATTGCGTCCCTC	2737 bp
pCR-HvKP5TC-5_Vir-p3	F5: GGATGCATAGCAAACCTTCC R6: CGTACGTAGCGGGTAAAATC	1759 bp	F6: GGAATACGATCTCGATACC R6: GCGTGATATTGCGTTCTTCG	2884 bp
pCR-HvKP3TC-2_Vir-p3	F8: GGATGTCGGAAGCTGACTAT R8: GGGACATTTTACGGATGCGT	3081 bp	F8: CGGGGTGGCTTTGTTGAATA R8: ACACCACTTTGTCCGGATGCT	2671 bp